



### ABOUT THIS TIMETABLE

Welcome to our guide to services showing trains on the North Cotswolds route, between London Paddington, Oxford, Worcester and Hereford.

The information shown in this timetable was correct at time of going to print.



### AMENDMENTS TO PUBLISHED TIMES

Public Holidays and rail improvement works may affect services in this timetable. For the very latest timetable information please visit our website or download our smart phone app (text 'FGW' to 86688). Check your journey plans carefully before travelling at the weekend. Due to rail improvement works, trains may depart earlier than shown in this timetable.



### FIRST GREAT WESTERN CUSTOMER PANEL

All of our routes are represented by a customer panel member who provides feedback to help us improve our services. For more information visit the customer panel section of our website.



**FREE WI-FI** is available on our High Speed Trains. Look for the symbol



### NATIONAL RAIL

For further information about train times and fares information visit [www.nationalrail.co.uk](http://www.nationalrail.co.uk) or call **08457 48 49 50** (24 hours, call may be recorded). You can also download a copy of the **National Rail Conditions of Carriage** from this website.



### TRANSPORT FOCUS

This organisation is the independent passenger watchdog for the UK's public transport users. Visit [www.transportfocus.org.uk](http://www.transportfocus.org.uk) or call **0300 123 2350**



### PLUSBUS

Plusbus tickets include bus travel in selected towns and cities across our network. Visit [www.plusbus.info](http://www.plusbus.info) for more details.



### WANT TO BRING YOUR BIKE?

Space for bikes is limited on our trains and we operate a strict first-come-first-served policy. Reservations for cycles are available on some of our services.



### MORE STANDARD SEATS ON TURBO TRAINS

During the validity of this timetable we will be working to provide more Standard seats on our fleet of Turbo trains. First Class accommodation will be provided subject to availability.

### THE COTSWOLD LINE PROMOTION GROUP

The Cotswold Line Promotion Group is a voluntary organisation that actively promotes and supports rail and bus feeder services along the Oxford–Worcester line and through to Hereford. The group welcomes new members and the help and support of the local community. For further information please visit [www.clpgg.org.uk](http://www.clpgg.org.uk)

### TRAVELLING TO BIRMINGHAM?

Connecting services are available from both Worcester Shrub Hill and Foregate Street stations to Birmingham New St (via Bromsgrove) and Birmingham Snow Hill and Moor Street (via Kidderminster). The journey time is approximately one hour. Please see London Midland publicity for more details.

### FARES INFORMATION

There are some great fares available for travel on this part of our network, including Groupsave (where groups of 3 to 9 customers receive a 1/3 discount Off-Peak), Oxfordshire Day Ranger and Cotswold Discoverer tickets. For more details of these and all of our fares offers please ask at your local staffed station or visit [www.firstgreatwestern.co.uk](http://www.firstgreatwestern.co.uk)

## BUS LINKS

### FROM MORETON-IN-MARSH

Pulhams Coaches operate regular buses from Moreton-in-Marsh rail station to Stow-on-the-Wold, Bourton-on-the-Water and Cheltenham Spa on route 801. For more information please visit [www.pulhamscoaches.com](http://www.pulhamscoaches.com) or call Traveline on **0871 200 22 33**.

Johnsons Coaches & Bus Travel operate buses from Moreton-in-Marsh rail station to Broadway, Chipping Camden and Stratford-upon-Avon on routes 21 / 22. For more information please visit [www.johnsonscaches.co.uk](http://www.johnsonscaches.co.uk) or call Traveline on **0871 200 22 33**.

### FROM KINGHAM

Pulhams Coaches operate buses from Kingham rail station to Chipping Norton and Churchill. For more information please visit [www.pulhamscoaches.com](http://www.pulhamscoaches.com) or call Traveline on **0871 200 22 33**.

### FROM CHARLBURY

Go Ride operates buses from Charlbury rail station to Leafield, Shipton and Milton. For more information please visit [www.goridebus.co.uk](http://www.goridebus.co.uk) or call **0330 330 8489**.



## LONDON AND OXFORD TO WORCESTER AND HEREFORD

MONDAYS TO FRIDAYS

Operator	GW	GW	GW	GW	GW	GW	GW	GW	GW	GW	GW	GW	GW	GW	GW	GW	GW	GW	GW	GW	GW			
Notes	Ⓜ	Ⓜ	Ⓜ	Ⓜ	Ⓜ	Ⓜ	Ⓜ	Ⓜ	Ⓜ	Ⓜ	Ⓜ	Ⓜ	Ⓜ	Ⓜ	Ⓜ	Ⓜ	Ⓜ	Ⓜ	Ⓜ	Ⓜ	Ⓜ			
Facilities	Ⓜ	Ⓜ	Ⓜ	Ⓜ	Ⓜ	Ⓜ	Ⓜ	Ⓜ	Ⓜ	Ⓜ	Ⓜ	Ⓜ	Ⓜ	Ⓜ	Ⓜ	Ⓜ	Ⓜ	Ⓜ	Ⓜ	Ⓜ	Ⓜ			
London Paddington	Ⓜ	0512	0545	0652	0750	0821	0921	1022	1120	1220	1322	1421	1552	1622xf	1722	1749	1822	1922	1922	1948	2022	2148		
Slough	Ⓜ	0530	0559	0706	0806	0835	0937	1036	1136	1236	1336	1436	1536	1638xf	1736	1809	1851	1936	1936	2038	2204			
M Maidenhead	Ⓜ	0550	0620	0722	0822	0853	0953	1052	1153	1251	1353	1453	1620u	1750	1822	1851	1952	1952	2018	2053	2225			
Reading	Ⓜ	0606	0741											1715					2034					
Didcot Parkway	Ⓜ																		2055					
Swindon	Ⓜ																							
Oxford	Ⓜ	0514	0621	0649	0804	0858	0924	1019	1119	1220	1321	1418	1520	1649	1731	1817	1850	1921z	2020	2024	2121	2253		
Hanborough	Ⓜ		0702	0815	0907	0934	1030	1129	1231	1331	1429	1530	1659	1741	1826		1931z	2030	2034		2131	2303		
Combe	Ⓜ													1744										
Finstock	Ⓜ													1750										
Charlbury	Ⓜ		0709	0822	0914	0941	1037	1137	1238	1338	1436	1537	1707	1755	1835	1904	1940z	2038	2042		2138	2311		
Ascott-under-Wychwood	Ⓜ													1800										
Shipton	Ⓜ													1804		1912						2318		
Kingham	Ⓜ		0718	0831	0923	0951	1046	1147	1247	1347	1445	1546	1716	1809	1845	1919	1950z	2048	2052		2148	2324		
Moreton-in-Marsh	Ⓜ	0539	0645	0726	0838	0935	0959	1054	1156	1255	1357	1453	1554	1724	1817	1854	1928	1959z	2057	2101		2157	2333	
Moreton-in-Marsh	Ⓜ	0545		0727	0839		0959	1055	1156	1256	1358	1454	1555	1724	1817	1855	1929	2000z	2057	2101		2157	2334	
Honeybourne	Ⓜ		0737	0849		1010		1208	1306	1409		1605	1735	1828	1906		2011z	2109	2113		2209	2345		
Evesham	Ⓜ	0559		0744	0856		1018	1109	1216	1313	1416	1508	1612	1744	1836	1915	1945	2019z	2117	2121		2217	2353	
Evesham	Ⓜ	0559		0751	0857		1025	1110	1224	1317	1428	1508	1621	1746	1836	1915	1946	2022	2121	2121		2218	2354	
Pershore	Ⓜ	0607		0759	0904		1033		1231	1323	1437		1629	1752	1844	1923	1954	2029	2128	2128		2225	0002	
Worcester Shrub Hill	Ⓜ	0619		0810	0915		1044	1128	1243	1336	1447		1522	1640	1808	1857	1935	2005	2041	2147	2147	2224	2240	0015
Worcester Shrub Hill	Ⓜ	0619		0813	0916		1046	1129	1245	1337		1537	1641		1908	1936		2043	2148	2148		2241		
Worcester Foregate St	Ⓜ	0625		0816	0919		1050	1134	1248	1340		1540	1644	1821	1911	1939	2014	2045	2151	2151		2244		
Malvern Link	Ⓜ	0751		0851	0927		1104	1225	1257	1351		1626	1717	1830	1920	1949	2023	2054	2203	2203		2253		
Great Malvern	Ⓜ	0755		0854	0932		1107	1233	1302	1356		1632	1722	1836	1925	1953	2027	2059	2207	2207		2301		
Colwall	Ⓜ	0805		0900	0950		1113	1250	1314	1450			1752		2000	2032	2105	2226	2226					
Ledbury	Ⓜ	0812		0907	0957		1120	1257	1323	1457			1759		2008	2040	2114	2235	2235					
Hereford	Ⓜ	0833		0928	1019		1141	1319	1347	1519			1821		2031	2101	2134	2257	2257					

CE



SATURDAYS

Operator	GW	GW	GW	GW	GW	GW	GW	GW	GW	GW	GW	GW	GW	GW	GW	GW	GW
Notes	Ⓜ	Ⓜ	Ⓜ	Ⓜ	Ⓜ	Ⓜ	Ⓜ	Ⓜ	Ⓜ	Ⓜ	Ⓜ	Ⓜ	Ⓜ	Ⓜ	Ⓜ	Ⓜ	Ⓜ
Facilities	Ⓜ	Ⓜ	Ⓜ	Ⓜ	Ⓜ	Ⓜ	Ⓜ	Ⓜ	Ⓜ	Ⓜ	Ⓜ	Ⓜ	Ⓜ	Ⓜ	Ⓜ	Ⓜ	Ⓜ
London Paddington	0512e	0612e	0712e	0812e	0912e	1012e	1112e	1311f	1411f	1511f	1611f	1711f	1811f	1941e	2148	2142	
Slough	0538	0637	0737	0839	0937	1039	1137	1337	1437	1537	1638	1739	1838	2006	2205	2210	
Maidenhead																	
Reading	0554	0654	0754	0854	0954	1054	1154	1354	1454	1554	1654	1754	1854	2022	2222	2227	
Didcot Parkway	0608														2237	2244	
Swindon																	
Oxford	0623	0723	0823	0923	1025	1123	1223	1425	1523	1623	1723	1823	1923	2049	2250	2257	
Hanborough	0633	0732	0832	0933	1034	1132	1235	1435	1532	1632	1732	1832	1932	2058	2300	2306	
Combe																	
Finstock																	
Charlbury	0641	0739	0839	0941	1041	1140	1242	1442	1539	1639	1740	1840	1940	2105	2307	2314	
Ascott-under-Wychwood																	
Shipton								1449			1748			2112	2314	2320	
Kingham	0651	0748	0848	0951	1050	1150	1251	1454	1548	1648	1754	1850	1950	2117	2319	2325	
Moreton-in-Marsh	0700	0757	0857	1000	1059	1159	1300	1502	1557	1657	1803	1859	1959	2125	2327	2333	
Moreton-in-Marsh	0700	0757	0857	1000	1059	1159	1300	1502	1557	1657	1803	1859	1959	2125	2327	2334	
Honeybourne	0712	0808	0908	1012	1110	1211	1311	1513	1608	1708	1815	1911	2011	2136	2338	2345	
Evesham	0720	0816	0916	1020	1118	1219	1318	1521	1616	1716	1823	1919	2019	2143	2345	2351	
Evesham	0724	0821	0921	1024	1131	1227	1323	1522	1621	1721	1824	1920	2023	2143	2345	2352	
Pershore	0731	0828	0928	1031	1138	1233	1330	1529	1628	1728	1831	1927	2030	2150	2353	2359	
Worcester Shrub Hill	0743	0840	0940	1043	1150	1246	1342	1541	1640	1740	1844	1939	2043	2202	0009	0014	
Worcester Shrub Hill	0745	0842	0941	1045	1150	1248	1342	1542	1641	1741	1854	1942	2046	2204			
Worcester Foregate St	0748	0844	0944	1048	1156	1250	1344	1545	1644	1744	1856	1944	2049	2206			
Malvern Link	0757	0855	0954	1057	1241	1300	1354	1554	1655	1755	1906	2010	2058	2216			
Great Malvern	0802	0901	1000	1101	1244	1305	1400	1600	1700	1801	1910	2013	2102	2223			
Colwall	0850	0950	1050	1111	1250	1313	1450	1650	1750	1853	1916	2030	2108				
Ledbury	0857	0957	1057	1119	1257	1321	1457	1657	1757	1900	1924	2038	2116				
Hereford	0919	1019	1119	1138	1319	1339	1519	1719	1819	1919	1945	2102	2135				

SUNDAYS

Operator	GW	GW	GW	GW	GW	GW	GW	GW	GW	GW	GW	GW	GW	GW	GW	GW	GW
Notes	Ⓜ	Ⓜ	Ⓜ	Ⓜ	Ⓜ	Ⓜ	Ⓜ	Ⓜ	Ⓜ	Ⓜ	Ⓜ	Ⓜ	Ⓜ	Ⓜ	Ⓜ	Ⓜ	Ⓜ
Facilities	Ⓜ	Ⓜ	Ⓜ	Ⓜ	Ⓜ	Ⓜ	Ⓜ	Ⓜ	Ⓜ	Ⓜ	Ⓜ	Ⓜ	Ⓜ	Ⓜ	Ⓜ	Ⓜ	Ⓜ
London Paddington	0803	0834	0934	1034	1234	1334	1434	1533	1634	1733	1834	1934	2134				
Slough	0823	0852g	0954	1055	1253	1353	1452	1553	1653	1752g	1854	1952ab	2152k				
Maidenhead	0830								1701	1801	1902						
Reading	0844	0917	1015	1119	1317	1415	1518	1617	1716	1814h	1918	2017	2210m				
Didcot Parkway	0900	0934	1033	1136	1335	1432	1536	1631	1737	1833	1937	2034	2228h				
Swindon																	
Oxford	0918	0952	1047	1152	1354	1452	1556	1657	1755	1857	1957	2054	2253				
Hanborough	0928		1059	1202	1402		1605		1808	1907	2008	2104	2304				
Combe																	
Finstock																	
Charlbury	0935	1006	1107	1210	1410	1507	1613	1711	1815	1915	2016	2112	2312				
Ascott-under-Wychwood																	
Shipton																	
Kingham	0944	1015	1116	1219	1420	1515	1622	1720	1824	1925	2025	2121	2321				
Moreton-in-Marsh	0952	1024	1124	1227	1428	1526	1630	1728	1832	1933	2033	2130	2330				
Moreton-in-Marsh	0953	1025	1124	1228	1429	1526	1630	1728	1833	1934	2033	2131	2331				
Honeybourne	1004		1135	1240	1443		1641		1844	1946	2044	2142	2342				
Evesham	1010	1041	1142	1248	1451	1544	1649	1744	1850	1954	2052	2150	2350				
Evesham	1014	1045	1148	1249	1452	1545	1649	1744	1851	1955	2052	2151	2350				
Pershore	1021		1155	1256	1459	1552	1657	1752	1858	2002	2100	2159	2358				
Worcester Shrub Hill	1033	1059	1207	1309	1510	1604	1708	1803	1910	2014	2111	2210	0013				
Worcester Shrub Hill	1034	1101	1207	1309	1510	1604	1709	1804	1910	2016		2211					
Worcester Foregate St	1036	1103	1210	1313	1514	1607	1711	1806	1913	2018	2124	2214					
Malvern Link	1051	1113	1219	1321	1523	1651	1720	1851	1922	2028	2134	2223					
Great Malvern	1054	1117	1222	1325	1527	1654	1723	1854	1925	2032	2139	2227					
Colwall	1111	1124	1307	1333	1533	1708	1729	1904		2038	2201						
Ledbury	1118	1132	1314	1341	1541	1716	1736	1911		2046	2208						
Hereford	1134	1151	1332	1408	1601	1734	1753	1930		2104	2227						



472449/00



Digital Copy

\* Standard network charges apply. Calls from mobiles may be higher.  
† Standard text message charges apply.

Don't miss out on all the latest offers, special deals and news from First Great Western. Register your email address now at [www.firstgreatwestern.co.uk/news](http://www.firstgreatwestern.co.uk/news)



Earn Nectar points when you buy your train tickets online at [www.firstgreatwestern.co.uk](http://www.firstgreatwestern.co.uk)



Text! FGW to 86688 to download our app to purchase tickets & to check live train times



Follow us @FGW to keep up to date with real-time updates



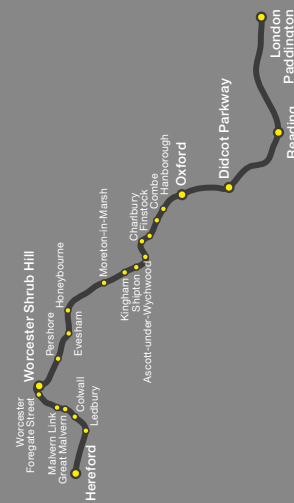
Like us on [www.facebook.co.uk/firstgreatwestern](http://www.facebook.co.uk/firstgreatwestern)

For tickets, information, real-time updates and offers visit [www.firstgreatwestern.co.uk](http://www.firstgreatwestern.co.uk) or call us on 03457 000125\* (open 0700–2200 daily)

### For more information

## East 5 London Paddington and Oxford to Worcester and Hereford

Guide to train times 17 May to 12 December 2015



## BUILDING A GREATER WEST

Cover map contains Ordnance Survey data © Crown copyright and database right 2015

### NOTES AND SYMBOLS

- Bold** Denotes a through service
- Light Denotes a connecting service
- Pink** Operates on certain days only
- GW** Operated by First Great Western
- 1** First Class accommodation available
- ⊕** Operated by High Speed Train.
- Cycle reservations recommended.
- Power points provided
- ◇ Seat reservations available
- ☕** Express Café available for all or part of the journey, serving a range of hot and cold snacks and beverages
- 🍽** At-seat catering provided for all or part of journey
- ⊕** Interchange with the London Underground
- Ⓜ** Minimum connection time where different from the standard 5 minutes
- ‡ This station cannot accommodate the full length of some trains. Please listen for announcements if you wish to alight here
- 📶** Free wi-fi available on this service, subject to fleet availability
- Cycle reservations compulsory
- a** Arrival time
- c** Arrives 7 minutes earlier until 24 October
- d** Departure time
- e** Depart 9 minutes later until 24 October
- f** Depart 10 minutes later until 24 October
- g** Depart 11 minutes later from 13 September
- h** Depart 11 minutes later from 2 August
- k** Depart 12 minutes later from 2 August
- m** Depart 13 minutes later from 2 August
- q** Arrive 14 minutes earlier until 24 October
- r** Arrive 15 minutes earlier until 24 October
- t** Arrive 10 minutes earlier until 24 October
- u** Stops to pick up only
- v** Arrive 16 minutes earlier until 24 October
- w** Arrive 12 minutes earlier until 24 October
- y** Arrive 14 minutes earlier until 5 September
- z** 2 minutes later from 7 September
- aa** Arrive 13 minutes earlier until 25 October
- ab** Depart 12 minutes later from 12 September
- xf** Change at Oxford
- A** Also calls at Swindon 2055, Kemble 2107, Stroud 2123, Stonehouse 2129, Gloucester 2146 and Cheltenham Spa 2202
- B** On Fridays this train is not operated by a High Speed Train
- C** Runs until 24 October
- D** Runs from 31 October
- E** Also calls at Cheltenham Spa 0858, Gloucester 0908, Stonehouse 0928, Stroud 0933, Kemble 0948 and Swindon 1003
- F** Also calls at Cheltenham Spa 0548, Gloucester 0602, Stonehouse 0622, Stroud 0627, Kemble 0642 and Swindon 0658
- G** Also calls at Cheltenham Spa 0727, Gloucester 0738, Stonehouse 0758, Stroud 0803, Kemble 0818 and Swindon 0834
- J** Between 21 June and 26 July and from 1 November this train is not operated by a High Speed Train. Reservations and an Express Café will not be available
- FO** Operates Fridays only
- FX** Operates Mondays to Thursdays only
- ★** First Great Western named trains
- CE** The Cathedrals Express

### HEREFORD AND WORCESTER TO OXFORD AND LONDON

MONDAYS TO FRIDAYS

Operator	GW	GW	GW	GW	GW	GW	GW	GW	GW	GW	GW	GW	GW	GW	GW	GW	GW	GW	GW	GW	GW	GW	GW	
Notes	Ⓜ	F	Ⓜ	Ⓜ	Ⓜ	Ⓜ	Ⓜ	G	Ⓜ	Ⓜ	Ⓜ	Ⓜ	Ⓜ	Ⓜ	Ⓜ	Ⓜ	Ⓜ	Ⓜ	Ⓜ	Ⓜ	Ⓜ	Ⓜ	Ⓜ	
Facilities	Ⓜ	Ⓜ	Ⓜ	Ⓜ	Ⓜ	Ⓜ	Ⓜ	Ⓜ	Ⓜ	Ⓜ	Ⓜ	Ⓜ	Ⓜ	Ⓜ	Ⓜ	Ⓜ	Ⓜ	Ⓜ	Ⓜ	Ⓜ	Ⓜ	Ⓜ	Ⓜ	
Hereford	7d		0450	0528				0642	0734		0849	0940	1040	1209	1343		1440	1514	1640	1740	1848	1950	2151	
Ledbury	d			0545				0659	0750		0908	0958	1058	1224	1400		1458	1531	1657	1758	1904	2009	2209	
Colwall	d			0553				0706	0757		0914	1004	1104	1231	1406		1504	1539	1704	1804	1910	2015	2217	
Great Malvern	d		0517	0559			0647	0712	0805		0954	1050	1134	1236	1425		1521	1545	1709	1810	1944	2020	2222	
Malvern Link	d		0520	0603			0650	0717	0808		0956	1053	1137	1240	1427		1524	1549	1712	1813	1946	2022	2159	
Worcester Foregate St	7d		0531	0614			0653	0659	0728	0826		1007		1206	1256	1438		1550	1601	1728	1849	1956	2059	2234
Worcester Shrub Hill	7a		0535	0617			0655	0731	0828		1010		1208	1258	1442		1552	1604	1730	1851	2000	2102	2238	
Worcester Shrub Hill	7d	0511	0521	0536	0619		0655	0708	0732	0839		1010	1122	1208	1258	1442	1520	1553	1605	1731	1852	2004	2103	2243
Pershore	d		0545	0627			0704		0741	0848		1019		1217	1308	1451		1614	1740	1901	2012	2112	2252	
Evesham	a	0525		0553	0635		0712		0749	0854		1026	1136	1224	1316	1458	1534	1606	1622	1746	1908	2019	2120	2300
Evesham	d	0527		0558	0637		0712		0750	0905		1030	1136	1232	1330	1502	1534	1607	1623	1747	1908	2019	2121	2301
Honeybourne	d	0534		0614	0656		0727		0758	0912		1037		1238	1336	1509		1630	1754	1914	2025	2128	2308	
Moreton-in-Marsh	a	0546		0614	0656		0727		0810	0923		1047	1151	1250	1348	1519	1550	1621	1642	1804	1925	2037	2140	2320
Moreton-in-Marsh	‡	0547		0614	0656		0727		0811	0923	0950	1048	1152	1250	1349	1520	1551	1622	1645	1805	1926	2047	2141	2326
Kingham	d	0555		0624		0719	0735		0820	0931	0958	1056	1159	1258	1356	1528	1558		1653	1813	1934	2055	2149	2335
Shipton	d						0740													1819				
Ascott-under-Wychwood	d						0743																	
Charlbury	d	0606		0633	0712	0730	0749		0831	0942	1008	1105	1209	1308	1406	1537	1610	1637	1710	1838	1943	2105	2206	2345
Finstock	d						0752																	
Combe	d						0757																	
Hanborough	d	0614		0641	0721	0739	0801		0839	0948	1016	1113	1216	1315	1414	1545	1617		1718	1844	1950	2112	2214	
Oxford	a	0624		0652	0730	0747	0812		0849	0959	1028	1127	1229	1325	1423	1555	1627	1649	1729	1855	2000	2124	2226	2358
Swindon	a		0658				0834																	
Didcot Parkway	a		0718	0708			0852											1705						0020
Reading	7a	0653	0733	0725	0756	0822	0907	0916	1024	1054	1155	1255	1354	1454	1624	1654	1731	1754	1930	2024	2155	2253	0042	
Maidenhead	‡	0706																						
Slough	‡									1038	1110	1209	1310	1409	1510	1639	1709		1810	1946	2039	2214	2314	0101
London Paddington	Ⓜ	0728	0807	0759	0831	0851	0940	0947	1057	1129	1228	1330	1429	1530	1659	1729	1809	1829	2006	2059	2243	2340	0122	

**CE**



SATURDAYS

Operator Notes	GW	GW	GW	GW	GW	GW	GW	GW	GW	GW	GW	GW	GW	GW	GW	GW	GW
Facilities	1	1	1	1	1	1	1	1	1	1	1	1	1	1	1	1	1
Hereford ⑦d	·	0617	0710	·	0740	0840	0940	1040	1213	1340	1513	1540	1640	1740	1912	2020	2135
Ledbury ‡d	·	0634	0730	·	0758	0858	0958	1058	1231	1358	1531	1558	1658	1758	1928	2040	2151
Colwall ‡d	·	0641	0737	·	0804	0904	1004	1104	1238	1404	1538	1604	1704	1804	1934	2047	2157
Great Malvern ‡d	0556	0649	0744	·	0843	0951	1058	1137	1246	1434	1544	1634	1749	1835	1939	2053	2241
Malvern Link ‡d	0559	0653	0748	·	0847	0954	1101	1139	1250	1437	1548	1637	1752	1838	1942	2057	2244
Worcester Foregate St ‡⑦d	0609	0704	0759	·	0858	1004	1111	1206	1301	1457	1559	1655	1802	1849	2002	2111	2253
Worcester Shrub Hill ⑦a	0612	0707	0802	·	0901	1007	1114	1208	1304	1500	1602	1658	1805	1851	2005	2114	2256
Worcester Shrub Hill ⑦d	0612	0708	0804	0836	0902	1008	1115	1210	1306	1501	1604	1702	1806	1902	2006	2115	2257
Pershore ‡d	0621	0717	0813	·	0911	1016	1123	1219	1315	1510	1612	1710	1815	1910	2015	2124	2306
Evesham a	0629	0725	0821	·	0919	1024	1131	1226	1323	1518	1620	1718	1823	1918	2023	2132	2314
Evesham d	0629	0726	0825	·	0929	1031	1132	1232	1326	1526	1621	1726	1827	1927	2024	2133	·
Honeybourne ‡d	0636	0733	0832	·	0936	1038	1138	1239	1333	1533	1628	1732	1833	1933	2031	2140	·
Moreton-in-Marsh ‡a	0648	0745	0844	·	0948	1049	1150	1250	1345	1545	1640	1744	1845	1945	2043	2152	·
Moreton-in-Marsh ‡d	0648	0745	0845	·	0948	1050	1150	1251	1345	1545	1641	1744	1845	1945	2043	2152	·
Kingham ‡d	0656	0754	0853	·	0957	1058	1158	1259	1354	1553	1649	1752	1853	1953	2052	2201	·
Shipton ‡d	·	0759	·	·	1003	·	·	·	1400	·	1655	·	·	·	·	·	·
Ascott-under-Wychwood d	·	·	·	·	·	·	·	·	·	·	·	·	·	·	·	·	·
Charlbury ‡d	0705	0807	0904	·	1010	1107	1208	1308	1407	1602	1703	1802	1903	2003	2107	2211	·
Finstock d	·	·	·	·	·	·	·	·	·	·	·	·	·	·	·	·	·
Combe d	·	·	·	·	·	·	·	·	·	·	·	·	·	·	·	·	·
Hanborough ‡d	0713	0815	0912	·	1018	1115	1215	1316	1415	1610	1711	1809	1910	2010	2115	2219	·
Oxford a	0725	0826	0925	·	1028	1127	1227	1325	1426	1623	1723	1823	1923	2023	2127	2234	·
Swindon a	·	·	·	1003	·	·	·	·	·	·	·	·	·	·	·	·	·
Didcot Parkway a	·	·	·	1022	·	·	·	·	·	·	·	·	·	·	2143	2247	·
Reading ⑦a	0755	0856	0954	1035	1055	1154	1255	1354	1453	1655	1755	1855	1955	2055	2159	2310	·
Maidenhead ‡③a	·	·	·	·	·	·	·	·	·	·	·	·	·	·	·	·	·
Slough ‡③a	0810	0911	1009	·	1112	1210	1310	1410	1509	1710	1813	1910	2010	2110	2215	2331	·
London Paddington ②④a	0843q	0943q	1044r	1119t	1145v	1239t	1344r	1436c	1543v	1744r	1843w	1944r	2036c	2136c	2245c	2358y	·

SUNDAYS

Operator Notes	GW	GW	GW	GW	GW	GW	GW	GW	GW	GW	GW	GW
Facilities	1	1	1	1	1	1	1	1	1	1	1	1
Hereford ⑦d	·	·	1006	1200	1332	1432	·	1634	·	1830	·	2006
Ledbury ‡d	·	·	1022	1216	1351	1452	·	1652	·	1848	·	2022
Colwall ‡d	·	·	1029	1223	1358	1459	·	1700	·	1855	·	2029
Great Malvern ‡d	0920	·	1115	1315	1407	1509	·	1705	·	1911	2015	2037
Malvern Link ‡d	0923	·	1118	1318	1411	1513	·	1709	·	1914	2018	2040
Worcester Foregate St ‡⑦d	0932	1023	1128	1327	1422	1524	1628	1722	1826	1929	2028	2118
Worcester Shrub Hill ⑦a	0934	1025	1130	1329	1425	1527	1631	1725	1829	1931	2030	·
Worcester Shrub Hill ⑦d	0935	1029	1131	1331	1429	1528	1632	1728	1830	1933	2031	2128
Pershore ‡d	0944	1038	1140	1340	1439	1537	1641	1737	1840	1942	2041	2137
Evesham a	0951	1045	1148	1347	1446	1546	1647	1744	1848	1950	2048	2145
Evesham d	0952	1050	1150	1349	1449	1548	1648	1751	1849	1951	2049	2148
Honeybourne ‡d	0959	1057	1157	1356	·	1555	1656	1759	1857	1958	2056	2155
Moreton-in-Marsh ‡a	1010	1108	1208	1407	1504	1607	1709	1810	1908	2009	2107	2207
Moreton-in-Marsh ‡d	1011	1109	1209	1408	1507	1608	1709	1813	1910	2012	2108	2207
Kingham ‡d	1019	1117	1217	1416	1515	1617	1718	1822	1919	2020	2116	2215
Shipton ‡d	·	·	·	·	·	·	·	·	·	·	·	·
Ascott-under-Wychwood d	·	·	·	·	·	·	·	·	·	·	·	·
Charlbury ‡d	1028	1126	1226	1425	1526	1627	1728	1833	1929	2030	2125	2225
Finstock d	·	·	·	·	·	·	·	·	·	·	·	·
Combe d	·	·	·	·	·	·	·	·	·	·	·	·
Hanborough ‡d	1036	1134	1234	1433	1534	1635	1736	·	1937	2038	2133	2233
Oxford a	1049	1148	1249	1449	1550	1649	1749	1848	1951	2049	2149	2242
Swindon a	·	·	·	·	·	·	·	·	·	·	·	·
Didcot Parkway a	1106	1207	1306	1506	1607	1707	1809	1907	2005	2106	2204	2258
Reading ⑦a	1125	1225	1329	1531	1626	1728	1824	1929	2025	2124	2224	2316
Maidenhead ‡③a	·	·	·	·	·	·	·	·	·	2137	·	·
Slough ‡③a	1146	1248	1350	1544	1648	1750	1849	1948	2047	2143	2242	2343
London Paddington ②④a	1207	1307	1410	1607	1707	1812	1910	2010	2110	2205	2305	0012aa



472441/00

\* Standard network charges apply. Calls from mobiles may be higher  
† Standard text message charges apply

Don't miss out on all the latest offers, special deals and news from First Great Western. Register your email address now at [www.firstgreatwestern.co.uk/news](http://www.firstgreatwestern.co.uk/news)



Earn Nectar points when you buy your train tickets online at [www.firstgreatwestern.co.uk](http://www.firstgreatwestern.co.uk)



Text 'FGW' to 86688 to download our app to purchase tickets & to check live train times



Follow us @FGW to keep up to date with real-time updates



Like us on [www.facebook.co.uk/firstgreatwestern](http://www.facebook.co.uk/firstgreatwestern)

For tickets, information, real-time updates and offers visit [www.firstgreatwestern.co.uk](http://www.firstgreatwestern.co.uk) or call us on 03457 000 125\* (open 0700-2200 daily)

## For more information

## Central 5 Bristol to Gloucester, Cheltenham Spa and the Malverns

Guide to train times  
17 May to 12 December 2015



## BUILDING A GREATER WEST

Cover map contains Ordnance Survey data © Crown copyright and database right 2015



### ABOUT THIS TIMETABLE

Welcome to our guide to services showing trains from Bristol to Gloucester, Cheltenham Spa, Worcester and Great Malvern.

The information shown in this timetable was correct at time of going to print.



### AMENDMENTS TO PUBLISHED TIMES

Public Holidays and rail improvement works may affect services in this timetable. For the latest timetable information please visit our website or download our smart phone app (text 'FGW' to 86688). Check your journey plans carefully before travelling at the weekend. Due to rail improvement works, trains may depart earlier than shown in this timetable.



**FREE WI-FI** is available on our High Speed Trains. Look for the symbol.



### FIRST GREAT WESTERN CUSTOMER PANEL

All of our routes are represented by a customer panel member who provides feedback to help us improve our services. For more information visit the customer panel section of our website.



### NATIONAL RAIL

For further information about train times and fares information visit [www.nationalrail.co.uk](http://www.nationalrail.co.uk) or call **08457 48 49 50** (24 hours, call may be recorded). You can also download a copy of the **National Rail Conditions of Carriage** from this website.

### TRANSPORT FOCUS

This organisation is the independent passenger watchdog for the UK's public transport users. Visit [www.transportfocus.org.uk](http://www.transportfocus.org.uk) or call **0300 123 2350**



### PLUSBUS

Plusbus tickets include bus travel in selected towns and cities across our network. Visit [www.plusbus.info](http://www.plusbus.info) for more details.



### WANT TO BRING YOUR BIKE?

Space for bikes is limited on our trains and we operate a strict first-come-first-served policy. Reservations for cycles are available on some of our services.

### ASHCHURCH, TEWKESBURY AND DISTRICT RAIL PROMOTION GROUP

This group works closely with train operators and local authorities to seek ways of improving facilities at Ashchurch for Tewkesbury station. More details are available by calling **01684 295843**, e-mailing [atdrpg@rocketmail.com](mailto:atdrpg@rocketmail.com) or by visiting [ashchurchandtewkisburyrail.webs.com](http://ashchurchandtewkisburyrail.webs.com)

### NOTES AND SYMBOLS

- Bold** Denotes a through service
- Light Denotes a connecting service
- Pink** Operates on certain days only
- GW** Operated by First Great Western
- LM** Operated by London Midland
- XC** Operated by CrossCountry
- High Speed Train. Cycle reservations recommended. Power points provided
- Voyager train. Power points provided. Cycle reservations compulsory
- First Class accommodation available
- Seat reservations available
- Seat reservations recommended
- Minimum connection time where different from the standard 5 minutes
- ‡ This station cannot accommodate the full length of some trains. Please listen for announcements if you wish to alight here
- At-seat catering provided for all or part of journey
- Express Café available for all or part of the journey, serving a range of hot and cold snacks and beverages

- Continued in a later column
- ┌ Continued from an earlier column
- a** Arrival time
- d** Departure time
- C** Runs to Paignton until 5 September and to Plymouth from 12 September
- D** Terminates at Bristol Temple Meads from 12 September
- E** Runs to Penzance until 5 September and to Plymouth from 12 September
- F** Runs to Newquay until 5 September and to Plymouth from 12 September
- G** Runs to Paignton until 5 September and to Exeter St Davids from 12 September
- H** Runs to Plymouth until 5 September
- J** Runs to Paignton until 6 September and to Penzance from 12 September
- M** Runs to Plymouth from 12 September
- N** Runs to Paignton until 6 September and to Plymouth from 13 September
- FO** Operates Fridays only

- ABD** To Aberdeen
- BHM** To Birmingham New Street
- BTN** To Brighton
- CDF** To Cardiff Central
- DEE** To Dundee
- EDB** To Edinburgh
- EXD** To Exeter St Davids
- FRO** To Frome
- GLC** To Glasgow Central
- LDS** To Leeds
- MAN** To Manchester Piccadilly
- PAD** To London Paddington
- PGN** To Paignton
- PLY** To Plymouth
- PNZ** To Penzance
- SWI** To Swindon
- TAU** To Taunton
- WEY** To Weymouth
- WSB** To Westbury
- WSM** To Weston-super-Mare
- YRK** To York





Operator	Notes	GW	XC	GW	XC	XC	GW	XC	XC	GW	XC	GW	XC	XC	GW	XC	GW	XC	GW	XC	XC	GW		
Facilities		1	1	1	1	1	1	1	1	1	1	1	1	1	1	1	1	1	1	1	1	1		
Bristol Temple Meads	Ⓜd	.	0615	.	0700	0730	0741	0800	0830	0841	0900	.	0930	0941	1000	1030	1041	1100	.	1130	1141	1200	1230	1241
Lawrence Hill	d	.	.	.	.	.	.	.	.	.	.	.	.	.	.	.	.	.	.	.	.	.	.	.
Stapleton Road	d	.	.	.	.	.	.	.	.	.	.	.	.	.	.	.	.	.	.	.	.	.	.	.
Filton Abbey Wood	d	.	.	.	.	.	0748	.	.	0848	.	.	.	0948	.	.	1048	.	.	1148	.	.	.	1248
Bristol Parkway	⑦d	.	0624	.	0709	0739	0752	0809	0839	0852	0909	.	0939	0952	1009	1039	1052	1109	.	1139	1152	1209	1239	1252
Yate	d	.	.	.	.	.	0801	.	.	0901	.	.	.	1001	.	.	1101	.	.	1201	.	.	.	1301
Cam & Dursley	d	.	.	.	.	.	0814	.	.	0914	.	┌	1014	.	.	1114	.	┌	1214	.	.	.	.	1314
Gloucester	⑦a	.	0652	.	.	.	0833	.	.	0933	.	0933	.	1032	.	.	1132	.	1132	.	1233	.	.	1335
Gloucester	⑦d	0550	0700	0715	.	.	.	.	.	0937	.	0937	.	.	.	1136	.	1136	.	.	.	.	.	1337
Cheltenham Spa	a	0559	0709	0724	0739	0811	.	0840	0909	┌	0939	0947	1009	.	1039	1109	┌	1139	1147	1209	.	1239	1309	┌
Ashchurch for Tewkesbury	‡d	0609	.	0734	.	.	.	.	.	.	.	.	0957	.	.	.	.	.	1157	.	.	.	.	.
Worcester Shrub Hill	⑦a	0633	.	0752	.	.	.	.	.	.	.	.	1014	.	.	.	.	.	1215	.	.	.	.	.
Worcester Foregate St	‡⑦a	.	.	.	.	.	.	.	.	.	.	.	1017	.	.	.	.	.	1218	.	.	.	.	.
Malvern Link	‡a	.	.	.	.	.	.	.	.	.	.	.	1026	.	.	.	.	.	.	.	.	.	.	.
Great Malvern	‡a	.	.	.	.	.	.	.	.	.	.	.	1032	.	.	.	.	.	.	.	.	.	.	.
Train continues to		GLC		MAN	EDB		MAN	GLC		MAN		EDB		MAN	GLC		MAN		ABD		MAN	GLC		

Operator	Notes	XC	GW	XC	GW	XC	XC	GW	XC	GW	XC	XC	GW	XC	GW	XC	GW	XC	XC	GW	XC	GW		
Facilities		1	1	1	1	1	1	1	1	1	1	1	1	1	1	1	1	1	1	1	1	1	1	
Bristol Temple Meads	Ⓜd	1300	.	1330	1341	1400	1430	1441	1500	.	1530	1541	1600	1630	1641	1700	.	1730	1741	1800	1830	1841	1900	.
Lawrence Hill	d	.	.	.	.	.	.	.	.	.	.	.	.	.	.	.	.	.	.	.	.	.	.	.
Stapleton Road	d	.	.	.	.	.	.	.	.	.	.	.	.	.	.	.	.	.	.	.	.	.	.	.
Filton Abbey Wood	d	.	.	.	1348	.	.	1448	.	.	1548	.	.	1648	.	.	1748	.	.	1848	.	.	.	.
Bristol Parkway	⑦d	1309	.	1339	1352	1409	1440	1452	1509	.	1539	1552	1609	1639	1652	1709	.	1739	1752	1809	1839	1852	1909	.
Yate	d	.	.	.	1401	.	.	1501	.	.	1601	.	.	1701	.	.	1801	.	.	1901	.	.	.	.
Cam & Dursley	d	.	┌	.	1414	.	.	1514	.	┌	1614	.	.	1714	.	┌	1814	.	.	1914	.	.	.	┌
Gloucester	⑦a	.	1335	.	1433	.	.	1533	.	1533	.	1633	.	.	1733	.	1733	.	1833	.	.	1933	.	1933
Gloucester	⑦d	.	1337	.	.	.	.	1537	.	1537	.	.	.	1737	.	1737	.	.	1937	.	.	.	.	1937
Cheltenham Spa	a	1339	1347	1409	.	1439	1509	┌	1539	1547	1609	.	1639	1709	┌	1739	1747	1811	.	1839	1910	┌	1939	1948
Ashchurch for Tewkesbury	‡d	.	1357	.	.	.	.	1557	.	.	.	.	.	.	.	1757	.	.	.	.	.	.	.	1957
Worcester Shrub Hill	⑦a	.	1415	.	.	.	.	1614	.	.	.	.	.	.	1815	.	.	.	.	.	.	.	.	2015
Worcester Foregate St	‡⑦a	.	1417	.	.	.	.	1617	.	.	.	.	.	.	1822	.	.	.	.	.	.	.	.	2022
Malvern Link	‡a	.	1426	.	.	.	.	1626	.	.	.	.	.	.	1831	.	.	.	.	.	.	.	.	2033
Great Malvern	‡a	.	1432	.	.	.	.	1632	.	.	.	.	.	.	1836	.	.	.	.	.	.	.	.	2040
Train continues to		MAN		DEE		MAN	GLC		MAN		EDB		MAN	EDB		MAN		YRK		MAN	LDS		MAN	

Operator	Notes	XC	GW	XC	GW	XC	GW	
Facilities		1	1	1	1	1	1	
Bristol Temple Meads	Ⓜd	1930	1941	2000	.	2030	2043	2206
Lawrence Hill	d	.	.	.	.	.	.	.
Stapleton Road	d	.	.	.	.	.	.	.
Filton Abbey Wood	d	.	1948	.	.	.	2048	2214
Bristol Parkway	⑦d	1940	1952	2009	.	2039	2052	2218
Yate	d	.	2001	.	.	.	2104	2228
Cam & Dursley	d	.	2014	.	┌	.	2118	2243
Gloucester	⑦a	.	2033	.	2033	.	2134	2301
Gloucester	⑦d	.	2037	.	2037	.	2137	.
Cheltenham Spa	a	2011	┌	2039	2049	2110	2148	.
Ashchurch for Tewkesbury	‡d	.	.	.	.	.	2157	.
Worcester Shrub Hill	⑦a	.	.	.	.	.	2218	.
Worcester Foregate St	‡⑦a	.	.	.	.	.	.	.
Malvern Link	‡a	.	.	.	.	.	.	.
Great Malvern	‡a	.	.	.	.	.	.	.
Train continues to		LDS		BHM		LDS		

Operator	XC	GW	XC	XC	GW	XC	GW	XC	XC	XC	XC	GW	XC	GW	XC	XC	XC	GW	XC	GW	XC	XC	XC	
Notes	Ⓧ		Ⓧ	Ⓧ		Ⓧ		Ⓧ	Ⓧ	Ⓧ	Ⓧ		Ⓧ		Ⓧ	Ⓧ	Ⓧ		Ⓧ		Ⓧ	Ⓧ	Ⓧ	
Facilities	Ⓧ		Ⓧ	Ⓧ		Ⓧ		Ⓧ	Ⓧ	Ⓧ	Ⓧ		Ⓧ		Ⓧ	Ⓧ	Ⓧ		Ⓧ		Ⓧ	Ⓧ	Ⓧ	
Bristol Temple Meads	Ⓧ d	0915	0941	1030	1130	1211	1230	.	1300	1330	1400	1430	1441	1500	.	1530	1600	1630	1641	1700	.	1730	1800	1830
Lawrence Hill	d	.	.	.	.	.	.	.	.	.	.	.	.	.	.	.	.	.	.	.	.	.	.	.
Stapleton Road	d	.	.	.	.	.	.	.	.	.	.	.	.	.	.	.	.	.	.	.	.	.	.	.
Filton Abbey Wood	d	.	0946	.	.	1216	.	.	.	.	.	.	1446	.	.	.	.	.	.	1646	.	.	.	.
Bristol Parkway	Ⓧ d	0924	0953	1039	1139	1222	1239	.	1309	1339	1409	1439	1451	1509	.	1540	1609	1640	1650	1709	.	1740	1809	1839
Yate	d	.	1003	.	.	1232	.	.	.	.	.	.	1502	.	.	.	.	.	1702	.	.	.	.	.
Cam & Dursley	d	.	1017	.	.	1246	.	.	.	.	.	.	1516	.	.	.	.	.	1716	.	.	.	.	.
Gloucester	Ⓧ a	0952	1033	.	.	1304	.	1304	.	.	.	.	1534	.	1534	.	.	.	1732	.	1732	.	.	.
Gloucester	Ⓧ d	1000	1036	.	.	1305	.	1305	.	.	.	.	1551	.	1551	.	.	.	1735	.	1735	.	.	.
Cheltenham Spa	a	1009	1046	1109	1209	↔	1309	1316	1339	1409	1439	1509	↔	1538	1602	1610	1639	1709	↔	1740	1745	1809	1839	1909
Ashchurch for Tewkesbury	‡ d	.	.	.	.	.	.	1325	.	.	.	.	.	.	1612	.	.	.	.	.	1755	.	.	.
Worcester Shrub Hill	Ⓧ a	.	.	.	.	.	.	1344	.	.	.	.	.	.	1629	.	.	.	.	.	1815	.	.	.
Worcester Foregate St	‡ Ⓧ a	.	.	.	.	.	.	.	.	.	.	.	.	.	.	.	.	.	.	.	.	.	.	.
Malvern Link	‡ a	.	.	.	.	.	.	.	.	.	.	.	.	.	.	.	.	.	.	.	.	.	.	.
Great Malvern	‡ a	.	.	.	.	.	.	.	.	.	.	.	.	.	.	.	.	.	.	.	.	.	.	.
Train continues to		EDB		GLC	ABD		GLC		MAN	EDB	MAN	GLC		MAN		EDB	MAN	EDB		MAN		YRK	MAN	LDS

Operator	GW	XC	GW	XC	XC	XC	GW	XC	GW	
Notes		Ⓧ		Ⓧ	Ⓧ	Ⓧ		Ⓧ		
Facilities		Ⓧ		Ⓧ	Ⓧ	Ⓧ		Ⓧ		
Bristol Temple Meads	Ⓧ d	1837	1900	.	1930	2000	2030	2041	2210	2230
Lawrence Hill	d	.	.	.	.	.	.	.	.	.
Stapleton Road	d	.	.	.	.	.	.	.	.	.
Filton Abbey Wood	d	1842	.	.	.	.	.	2046	.	2235
Bristol Parkway	Ⓧ d	1846	1909	.	1939	2009	2040	2050	2220	2239
Yate	d	1858	.	.	.	.	.	2102	.	2250
Cam & Dursley	d	1912	.	↔	.	.	.	2116	.	2303
Gloucester	Ⓧ a	1933	.	1933	.	.	.	2133	.	2321
Gloucester	Ⓧ d	1937	.	1937	.	.	.	2137	.	.
Cheltenham Spa	a	↔	1940	1946	2009	2039	2109	2146	2247	.
Ashchurch for Tewkesbury	‡ d	.	.	1956	.	.	.	.	.	.
Worcester Shrub Hill	Ⓧ a	.	.	2022	.	.	.	.	.	.
Worcester Foregate St	‡ Ⓧ a	.	.	.	.	.	.	.	.	.
Malvern Link	‡ a	.	.	.	.	.	.	.	.	.
Great Malvern	‡ a	.	.	.	.	.	.	.	.	.
Train continues to		MAN		LDS	BHM	LDS		BHM		





THE MALVERNS, CHELTENHAM SPA AND GLOUCESTER TO BRISTOL

MONDAYS TO FRIDAYS

Operator	Notes	GW	GW	GW	XC	GW	GW	XC	GW	XC	XC	GW	XC	XC	GW	XC	XC	GW	XC	XC	GW	XC	XC	
Facilities		Ⓜ	Ⓜ	Ⓜ	Ⓜ	Ⓜ	Ⓜ	Ⓜ	Ⓜ	Ⓜ	Ⓜ	Ⓜ	Ⓜ	Ⓜ	Ⓜ	Ⓜ	Ⓜ	Ⓜ	Ⓜ	Ⓜ	Ⓜ	Ⓜ	Ⓜ	
Great Malvern	‡d	-	-	-	-	-	-	-	-	-	-	-	-	-	-	-	-	0850	-	-	-	-	1050	-
Malvern Link	‡d	-	-	-	-	-	-	-	-	-	-	-	-	-	-	-	-	0853	-	-	-	-	1053	-
Worcester Foregate St	‡⑦d	-	-	-	-	-	-	-	-	-	-	-	-	-	-	-	-	0903	-	-	-	-	1103	-
Worcester Shrub Hill	⑦d	0521	-	-	-	-	0649	-	-	0708	-	-	-	-	-	-	-	0906	-	-	-	-	1106	-
Ashchurch for Tewkesbury	‡d	0540	-	-	0627	-	0705	-	-	-	-	-	-	-	-	-	-	0924	-	-	-	-	1124	-
Cheltenham Spa	d	0553	-	0624	0643	-	0716	0723	—	0729	0752	0825	-	0852	0926	0933	1000	1025	-	1100	1126	1133	1200	1226
Gloucester	⑦a	0602	-	0634	0653	-	0726	-	0726	0738	-	-	-	-	-	-	-	0942	-	-	-	-	1145	-
Gloucester	⑦d	-	0616	0642	-	0705	0741	-	0741	-	-	0841	-	-	0945	-	-	1041	-	-	-	-	1147	-
Cam & Dursley	d	-	0632	0657	-	0723	—	0756	-	0756	-	0856	-	-	1000	-	-	1056	-	-	-	-	1200	-
Yate	d	-	0645	0712	-	0738	-	0810	-	0810	-	0910	-	-	1014	-	-	1110	-	-	-	-	1214	-
Bristol Parkway	⑦a	-	0654	0722	-	0748	-	0754	0820	-	0826	0853	0920	0925	0953	1023	1030	1053	1119	1130	1153	1223	1229	1253
Filton Abbey Wood	a	-	0700	0728	-	0752	-	0823	-	0823	-	0923	-	-	1026	-	-	1123	-	-	-	-	1226	-
Stapleton Road	a	-	0706	0733	-	-	-	-	-	-	-	0929	-	-	1033	-	-	1129	-	-	-	-	-	-
Lawrence Hill	a	-	0709	0735	-	-	-	-	-	-	-	0931	-	-	1035	-	-	1131	-	-	-	-	-	-
Bristol Temple Meads	Ⓜa	-	0713	0740	-	0800	-	0805	0836	-	0839	0910	0936	0939	1008	1039	1042	1110	1135	1140	1205	1235	1242	1309
Train continues to		PAD	TAU	WSB	CDF	SWI	WEY	PGN	WEY	PAD	PLY	WEY	PLY	WSB	PLY	PGN	WEY	PLY	BTN	PLY				

Operator	Notes	GW	XC	XC	GW	XC	XC	GW	XC	XC	GW	XC	XC	GW	XC	XC	GW	XC	XC	XC	GW	XC	XC	
Facilities		Ⓜ	Ⓜ	Ⓜ	Ⓜ	Ⓜ	Ⓜ	Ⓜ	Ⓜ	Ⓜ	Ⓜ	Ⓜ	Ⓜ	Ⓜ	Ⓜ	Ⓜ	Ⓜ	Ⓜ	Ⓜ	Ⓜ	Ⓜ	Ⓜ	Ⓜ	
Great Malvern	‡d	-	-	-	1251	-	-	-	-	-	1450	-	-	-	-	-	1648	-	-	-	-	-	-	
Malvern Link	‡d	-	-	-	1254	-	-	-	-	-	1453	-	-	-	-	-	1651	-	-	-	-	-	-	
Worcester Foregate St	‡⑦d	-	-	-	1303	-	-	-	-	-	1503	-	-	-	-	-	1702	-	-	-	-	-	-	
Worcester Shrub Hill	⑦d	-	-	-	1306	-	-	-	-	-	1506	-	-	-	-	-	1706	-	-	-	-	-	-	
Ashchurch for Tewkesbury	‡d	-	-	-	1324	-	-	-	-	-	1524	-	-	-	1705	-	1724	-	1808	-	-	-	-	
Cheltenham Spa	d	-	1300	1326	1333	1400	1426	-	1500	1526	1533	1600	1626	-	1654	1714	1725	1733	1752	1817	1825	-	1852	1925
Gloucester	⑦a	-	-	-	1344	-	-	-	-	-	1544	-	-	-	1723	-	1744	-	1828	-	-	-	1901	-
Gloucester	⑦d	1241	-	-	1346	-	-	1441	-	-	1546	-	-	1640	-	-	1746	-	-	-	-	1841	1906	-
Cam & Dursley	d	1256	-	-	1400	-	-	1456	-	-	1600	-	-	1656	-	-	1800	-	-	-	-	1856	-	-
Yate	d	1310	-	-	1414	-	-	1510	-	-	1614	-	-	1710	-	-	1814	-	-	-	-	1910	-	-
Bristol Parkway	⑦a	1318	1330	1357	1422	1429	1453	1518	1530	1555	1622	1630	1653	1719	1725	-	1754	1823	1828	-	1853	1920	1932	1958
Filton Abbey Wood	a	1322	-	-	1426	-	-	1522	-	-	1626	-	-	1722	-	-	1826	-	-	-	-	1924	-	-
Stapleton Road	a	1329	-	-	1432	-	-	1529	-	-	1632	-	-	1729	-	-	1832	-	-	-	-	1929	-	-
Lawrence Hill	a	1331	-	-	1434	-	-	1531	-	-	1634	-	-	1731	-	-	1835	-	-	-	-	1932	-	-
Bristol Temple Meads	Ⓜa	1335	1341	1408	1439	1442	1510	1539	1541	1610	1638	1643	1710	1735	1739	-	1807	1839	1841	-	1905	1935	1943	2009
Train continues to		FRO	PLY		WEY	PLY	EXD	WSB	PLY	WEY	PNZ	PGN	WEY	PNZ	CDF	WSB	PNZ	CDF			FRO	PLY	CDF	

Operator	Notes	GW	XC	XC	GW	XC	XC	GW	XC	XC	GW	XC	LM
Facilities		Ⓜ	Ⓜ	Ⓜ	Ⓜ	Ⓜ	Ⓜ	Ⓜ	Ⓜ	Ⓜ	Ⓜ	Ⓜ	FO
Great Malvern	‡d	1850	-	-	-	-	-	-	-	-	-	-	-
Malvern Link	‡d	1853	-	-	-	-	-	-	-	-	-	-	-
Worcester Foregate St	‡⑦d	1903	-	-	-	-	-	-	-	-	-	-	-
Worcester Shrub Hill	⑦d	1907	-	-	-	-	-	2146	-	2228	2346	-	
Ashchurch for Tewkesbury	‡d	1924	-	-	-	-	-	2202	-	2251	0001	-	
Cheltenham Spa	d	1934	1952	2025	2048	2054	—	2127	2152	2212	2253	2305	0009
Gloucester	⑦a	1943	-	-	2058	-	2058	-	2202	2223	-	2317	0020
Gloucester	⑦d	1945	-	-	2115	-	2115	-	2206	2228	-	-	-
Cam & Dursley	d	2000	-	-	—	2129	-	-	-	-	-	-	-
Yate	d	2015	-	-	-	2141	-	-	-	-	-	-	-
Bristol Parkway	⑦a	2023	2027	2055	-	2125	2150	2201	2232	2304	2320	-	-
Filton Abbey Wood	a	2027	-	-	-	2155	-	-	-	-	-	-	-
Stapleton Road	a	2032	-	-	-	-	-	-	-	-	-	-	-
Lawrence Hill	a	2034	-	-	-	-	-	-	-	-	-	-	-
Bristol Temple Meads	Ⓜa	2039	2041	2105	-	2136	2211	2213	2243	2319	2340	-	-
Train continues to		PLY	PLY		PLY								



**TIMETABLE CHANGES**

**Saturday 18 July to Monday 31 August 2015**

Network Rail will carry out major rail improvement works in the Bath Spa area to prepare for new electric trains which will enter service in 2017. There will be significant changes to usual journeys on all days. For more information to plan your journey visit [www.firstgreatwestern.co.uk/bath2015](http://www.firstgreatwestern.co.uk/bath2015)

Operator Notes	GW	XC	GW	GW	XC	GW	XC	XC	GW	XC	GW	XC	XC	GW	XC	XC	GW	XC	XC	GW	XC	XC	GW	XC
Facilities	1	1			1		1	1		1	1	1	1		1	1		1	1	1	1	1	1	1
Great Malvern ‡d	.	.	.	.	.	.	.	.	.	.	.	.	.	.	.	.	.	.	.	.	.	.	.	.
Malvern Link ‡d	.	.	.	.	.	.	.	.	.	.	.	.	.	.	.	.	.	.	.	.	.	.	.	.
Worcester Foregate St ‡7d	.	.	.	.	.	.	.	.	.	.	.	.	.	.	.	.	.	.	.	.	.	.	.	.
Worcester Shrub Hill 7d	.	.	.	0647	.	.	.	.	.	.	.	.	.	0836	.	0908	.	.	.	.	.	.	.	.
Ashchurch for Tewkesbury 7d	.	0633	.	0703	.	.	.	.	.	.	.	.	.	.	.	.	.	.	.	.	.	.	.	.
Cheltenham Spa d	.	0642	0648	0713	0725	—	0752	0825	.	0852	0859	0925	0936	0952	1025	.	1052	1125	1134	1154	1225	.	1252	.
Gloucester 7a	.	0652	0658	0725	.	0725	.	.	.	.	.	.	0908	.	0945	.	.	.	.	.	.	.	.	.
Gloucester 7d	0616	.	0702	0740	.	0740	.	.	0841	.	.	.	.	0946	.	.	1041	.	.	.	.	.	1241	.
Cam & Dursley d	0633	.	0715	—	.	0755	.	.	0856	.	.	.	.	1002	.	.	1056	.	.	.	.	.	1202	.
Yate d	0647	.	0730	.	.	0810	.	.	0911	.	.	.	.	1016	.	.	1111	.	.	.	.	.	1216	.
Bristol Parkway 7a	0701	.	0739	.	0753	0818	0824	0853	0919	0924	.	0953	1024	1029	1054	1119	1125	1153	1224	1229	1253	1319	1324	.
Filton Abbey Wood a	0704	.	0745	.	.	0823	.	.	0923	.	.	.	1028	.	.	1124	.	.	.	.	.	.	1228	.
Stapleton Road a	.	.	.	.	.	.	.	.	0929	.	.	.	1034	.	.	1130	.	.	.	.	.	.	1234	.
Lawrence Hill a	.	.	.	.	.	.	.	.	0931	.	.	.	1036	.	.	1131	.	.	.	.	.	.	1236	.
Bristol Temple Meads 10a	0713	.	0755	.	0805	0834	0838	0906	0936	0939	.	1004	1039	1042	1109	1135	1138	1204	1239	1242	1307	1334	1338	.
Train continues to	TAU	CDF	WSM	WEY	PGN	WEY	PLY		WEY		PAD	NQY	WSB	PLY	PGN	WEY		BTN	PLY		FRO	PLY		

Operator Notes	GW	XC	GW	XC	XC	GW	XC	XC	GW	XC	XC	GW	XC	XC	GW	XC	XC	GW	XC	XC	GW	XC		
Facilities	1	1		1	1		1	1		1	1		1	1		1	1		1	1		1		
Great Malvern ‡d	.	.	.	.	.	.	.	.	1450	.	.	.	.	.	1650	.	.	.	.	.	.	.	1850	.
Malvern Link ‡d	.	.	.	.	.	.	.	.	1452	.	.	.	.	.	1652	.	.	.	.	.	.	.	1852	.
Worcester Foregate St ‡7d	1241	.	.	.	.	.	.	.	1504	.	.	.	.	.	1704	.	.	.	.	.	.	.	1904	.
Worcester Shrub Hill 7d	1254	.	.	.	.	.	.	.	1506	.	.	.	.	.	1706	.	.	.	.	.	.	.	1906	.
Ashchurch for Tewkesbury ‡d	1310	.	.	.	.	.	.	.	1524	.	.	.	.	.	1724	.	1807	.	.	.	.	.	1924	.
Cheltenham Spa d	1320	1326	—	1352	1425	.	1452	1525	1534	1552	1625	.	1652	1725	1734	1752	1816	1825	.	.	1852	1925	1934	1952
Gloucester 7a	1332	.	1332	.	.	.	.	.	1544	.	.	.	.	.	1745	.	.	1825	.	.	.	.	1945	.
Gloucester 7d	1342	.	1342	.	.	1441	.	.	1546	.	.	1641	.	.	1746	.	.	.	.	1841	.	.	1946	.
Cam & Dursley d	—	.	1358	.	.	1456	.	.	1602	.	.	1656	.	.	1802	.	.	.	.	1856	.	.	2002	.
Yate d	.	.	1413	.	.	1511	.	.	1616	.	.	1711	.	.	1816	.	.	.	.	1911	.	.	2016	.
Bristol Parkway 7a	.	1355	1421	1426	1457	1519	1524	1554	1624	1629	1653	1719	1725	1753	1824	1829	.	1853	1920	1925	1955	2024	2029	.
Filton Abbey Wood a	.	.	1425	.	.	1523	.	.	1628	.	.	1723	.	.	1828	.	.	.	.	1923	.	.	2028	.
Stapleton Road a	.	.	1431	.	.	1528	.	.	1634	.	.	1729	.	.	1834	.	.	.	.	1929	.	.	2034	.
Lawrence Hill a	.	.	1433	.	.	1530	.	.	1636	.	.	1731	.	.	1836	.	.	.	.	1931	.	.	2036	.
Bristol Temple Meads 10a	.	1405	1437	1440	1509	1535	1538	1607	1640	1642	1707	1734	1738	1807	1839	1842	.	1904	1935	1938	2005	2039	2042	.
Train continues to	WEY		WEY			WSB			WEY	PNZ		WEY	PNZ		WSB		CDF		FRO	PLY	CDF		PLY	

Operator Notes	XC	XC	GW	XC	XC	GW	GW
Facilities	1	1		1	1		
Great Malvern ‡d	.	.	.	.	.	2115	.
Malvern Link ‡d	.	.	.	.	.	2117	.
Worcester Foregate St ‡7d	.	.	.	.	.	2127	.
Worcester Shrub Hill 7d	.	.	.	.	.	2131	2225
Ashchurch for Tewkesbury ‡d	.	.	.	.	.	2151	2241
Cheltenham Spa d	2025	2052	2102	2125	2151	2201	2251
Gloucester 7a	.	.	2112	.	2200	2211	2301
Gloucester 7d	.	.	2114	.	2205	.	.
Cam & Dursley d	.	.	2129	.	.	.	.
Yate d	.	.	2143	.	.	.	.
Bristol Parkway 7a	2053	2122	2152	2158	2231	.	.
Filton Abbey Wood a	.	.	2155	.	.	.	.
Stapleton Road a	.	.	.	.	.	.	.
Lawrence Hill a	.	.	.	.	.	.	.
Bristol Temple Meads 10a	2104	2135	2204	2212	2241	.	.
Train continues to		PLY					

Operator	Notes	GW	XC	GW	XC	GW	XC	GW	XC	XC	XC	XC	GW	XC	XC	XC	XC	GW	XC	XC	XC	XC	GW	XC
Facilities		Ⓜ	Ⓜ	Ⓜ	Ⓜ	Ⓜ	Ⓜ	Ⓜ	Ⓜ	Ⓜ	Ⓜ	Ⓜ	Ⓜ	Ⓜ	Ⓜ	Ⓜ	Ⓜ	Ⓜ	Ⓜ	Ⓜ	Ⓜ	Ⓜ	Ⓜ	Ⓜ
Great Malvern	‡d	.	.	.	.	.	.	.	.	.	.	.	.	.	.	.	.	.	.	.	.	.	.	.
Malvern Link	‡d	.	.	.	.	.	.	.	.	.	.	.	.	.	.	.	.	.	.	.	.	.	.	.
Worcester Foregate St	‡⑦d	.	.	.	.	.	.	.	.	.	.	.	.	.	.	.	.	.	.	.	.	.	.	.
Worcester Shrub Hill	⑦d	.	.	.	.	.	.	.	.	.	.	.	1436	.	.	.	.	1640	.	.	.	.	.	1840
Ashchurch for Tewkesbury	‡d	.	.	.	.	.	.	.	.	.	.	.	1451	.	.	.	.	1656	.	.	.	.	.	1856
Cheltenham Spa	d	1004	1010	1111	1203	1210	1252	1352	1425	1452	1501	1526	1552	1626	1651	1706	1726	1752	1826	1852	1906	1926		
Gloucester	⑦a	1014	.	1014	.	1214	.	1214	.	.	.	.	.	.	.	1511	.	.	.	.	.	.	.	1916
Gloucester	⑦d	1016	.	1016	.	1216	.	1216	.	.	.	.	.	.	.	1513	.	.	.	.	.	.	.	1919
Cam & Dursley	d	.	.	1031	.	.	.	1230	.	.	.	.	.	.	.	1528	.	.	.	.	.	.	.	1934
Yate	d	.	.	1045	.	.	.	1244	.	.	.	.	.	.	.	1542	.	.	.	.	.	.	.	1948
Bristol Parkway	⑦a	.	1037	1054	1139	.	1238	1256	1323	1423	1453	1523	1550	1559	1622	1654	1723	1757	1803	1823	1854	1922	1957	2003
Filton Abbey Wood	a	.	.	1058	.	.	.	1301	.	.	.	.	.	.	.	.	.	1801	.	.	.	.	.	2001
Stapleton Road	a	.	.	.	.	.	.	.	.	.	.	.	.	.	.	.	.	.	.	.	.	.	.	.
Lawrence Hill	a	.	.	.	.	.	.	.	.	.	.	.	.	.	.	.	.	.	.	.	.	.	.	.
Bristol Temple Meads	Ⓜa	.	1048	1107	1151	.	1249	1309	1333	1434	1508	1535	1608	1611	1634	1708	1733	1810	1814	1836	1908	1933	2010	2014
Train continues to		TAU	PNZ	TAU	PLY	PLY	PLY	PLY	PLY	PLY	PLY	PLY	WSM	PGN	PNZ	PLY	PLY	PNZ	PNZ	PLY	PLY	PLY	PLY	PLY

Operator	Notes	XC	XC	XC	GW	XC	GW	XC	XC
Facilities		Ⓜ	Ⓜ	Ⓜ	Ⓜ	Ⓜ	Ⓜ	Ⓜ	Ⓜ
Great Malvern	‡d	.	.	.	.	.	.	.	.
Malvern Link	‡d	.	.	.	.	.	.	.	.
Worcester Foregate St	‡⑦d	.	.	.	.	.	.	.	.
Worcester Shrub Hill	⑦d	.	.	.	2038	.	.	.	.
Ashchurch for Tewkesbury	‡d	.	.	.	2054	.	.	.	.
Cheltenham Spa	d	1952	2026	2052	2103	2126	2147	2152	2201
Gloucester	⑦a	.	.	.	2113	.	2156	2202	2211
Gloucester	⑦d	.	.	.	2115	.	.	2206	.
Cam & Dursley	d	.	.	.	2131	.	.	.	.
Yate	d	.	.	.	2145	.	.	.	.
Bristol Parkway	⑦a	2022	2056	2122	2153	2159	.	2233	.
Filton Abbey Wood	a	.	.	.	2158	.	.	.	.
Stapleton Road	a	.	.	.	.	.	.	.	.
Lawrence Hill	a	.	.	.	.	.	.	.	.
Bristol Temple Meads	Ⓜa	2033	2106	2130	2207	2210	.	2244	.
Train continues to		PLY	PLY	PLY	PLY	PLY	PLY	PLY	PLY



General information


Notes & symbols

Holiday periods

We will be running amended timetables over the May and August bank holidays. Details will be available in online journey planners and information displayed at our stations.

Bring your bike

Bikes (except tandems) are welcome on board our trains in the Midlands, but space can be very limited during peak hours. Cycles must not obstruct doorways and please ensure that your bike does not pose a risk to other passengers. For more information please go to londonmidland.com/bicycle-policy



Like most rail companies we operate a penalty fares system on our services, anyone without a viable ticket will be liable to pay the penalty fare. Find out more at londonmidland.com/penaltyfares

Getting assistance at the station

Call us on 0800 092 4260 if you need some help getting on or off the trains and we'll make the necessary arrangements. Please give at least 24 hours notice if possible.

Onward travel

You can find details of all local train, bus and Metro services within the West Midlands – including times and fares – at networkwestmidlands.com

Transport Focus

web: transportfocus.org.uk  
 email: advice@transportfocus.org.uk  
 tel: 0300 123 2350  
 post: Freepost (RTEH-XAGE-BYKZ), Transport Focus, PO Box 5594, Southend-on-Sea, SS1 9PZ

Rail User Groups

If you'd like to be more involved with the development of rail services, why not join your local rail user group.

**Bromsgrove Rail User Group**  
 Mike Ponsonby, Chairman  
 web: bromsgroverail.org.uk  
 email: memsec@bromsgroverail.org.uk

**Stourbridge Line User Group**  
 Don Barton, Secretary  
 web: stourbridgelineusergroup.info  
 email: contactus@stourbridgelineusergroup.info

**Cotswold Line Promotion Group**  
 John Stanley, Membership Secretary  
 web: clpg.org.uk  
 post: 4 Sandford Rise, Charlbury, Oxfordshire, OX7 3SZ

➔ PLUSBUS through ticketing available connection with Midland Metro Line 1 station for Queen Elizabeth Medical Centre and the University of Birmingham

GW operated by First Great Western  
 XC operated by Cross Country

a arrival time  
 b 2 minutes earlier until 2 October  
 d departure time

A on Fridays only train is extended to Gloucester arrive 0020, Worcester Shrub Hill depart 2346, Ashchurch for Tewkesbury arrive 0001 and Cheltenham Spa arrive 0009  
 B until 5 September  
 C from 12 September  
 D until 24 October  
 E from 31 October

Special events and maintenance work

Changes to our planned timetable can occur at short notice. Online journey planners generally provide the most up-to-date information. Please check before you travel.

Off-Peak travel

Certain Off-Peak tickets are not valid on trains leaving Birmingham between 1635-1800 Mondays to Fridays. Please check before travelling.

Bromsgrove upgrade

Major upgrade work will take place in the Bromsgrove area with a brand new station being built. Also, between 21 October and 2 November the signals will be replaced to allow electric trains to run on the route in future, during this time the train service will be affected. Keep up-to-date at londonmidland.com/Bromsgrove.

Birmingham - Worcester - Hereford

Mondays to Fridays

	GW	GW	GW	GW	GW	GW	GW	GW
➔ Birmingham Moor Street		0604	0649		0718	0748		0834 0909
➔ Birmingham Snow Hill		0608	0653		0723	0753		0843 0913
➔ Birmingham New Street			0659		0719	0759		0849 0913
§ University			0705		0725	0805		0855
Barnet Green					0738	0818		
Bromsgrove			0721		0744	0823		0910
➔ Stourbridge Junction		0637	0722		0752	0822		0909 0939
Hagley		0640	0726		0756	0826		0912
Blakedown		0643	0729		0759	0829		0915
Kidderminster		0648	0734		0804	0834		0920 0947
Hartlebury			0739		0809	0839		0952
Droitwich Spa		0659	0730 0747		0754 0801	0833 0847		0920 0930 1000
➔ Worcester Shrub Hill a					0813 0831	0858		0916 0928
➔ Worcester Shrub Hill d	0556 0619			0755 0807	0813 0831	0858		0916 0928
➔ Worcester Foregate St a	0558 0625 0709	0741 0757	0758 0809	0816 0835	0841 0858	0919 0928		1009
➔ Worcester Foregate St d	0559	0742	0758 0811	0816 0835	0842	0919 0932		1017 1032 1042 1056
Malvern Link	0608	0752	0807 0820	0852	0927 0942	1026 1042 1052 1104		1142
Great Malvern	0611	0800	0812 0822	0855	0932 0945	1032 1045 1057 1108		1145
Colwall	0616	0805		0900	0950	1050		1113 1150
Ledbury	0625	0813		0908	0959	1059		1122 1158
➔ Hereford	0649	0833		0928	1019	1119		1141 1218

	GW	GW	GW	GW	GW	GW	XC
➔ Birmingham Moor Street	1139	1209	1239 1309	1339 1409	1439	1509	1539
➔ Birmingham Snow Hill	1143	1213	1243 1313	1343 1413	1443	1513	1543
➔ Birmingham New Street			1249		1349		1449
§ University			1255		1355		1455
Barnet Green							
Bromsgrove			1310		1410		1510
➔ Stourbridge Junction	1209	1239	1309 1339	1409 1439	1509	1539	1608
Hagley	1212		1312		1412		1512
Blakedown							1547
Kidderminster	1218	1247	1318 1347	1418 1447	1519	1552	1620
Hartlebury		1252	1352	1452	1519	1557	1620
Droitwich Spa	1230	1300 1320	1330 1400	1420 1430 1500	1520 1530	1605 1620 1631	1652 1700 1720 1737 1752
➔ Worcester Shrub Hill a	1238		1408		1440 1510		1613 1620 1631
➔ Worcester Shrub Hill d	1245		1337		1415 1444		1537 1614 1621
➔ Worcester Foregate St a	1248 1309 1330 1340	1340	1417 1430 1446	1530 1539 1540	1617 1623	1628 1640 1644	1708 1709 1734 1746 1806
➔ Worcester Foregate St d	1249 1312 1332 1342		1417 1432 1446	1532	1617	1630	1709 1735 1807
Malvern Link	1258 1322 1342 1351		1426 1442 1455	1542	1626	1640	1718 1744 1816
Great Malvern	1309 1327 1345 1356		1435 1445 1459	1545	1632	1643	1722 1747 1819
Colwall	1315	1350	1450	1550		1648	1752 1824
Ledbury	1330	1359	1459	1559		1659	1800 1831
➔ Hereford	1347	1419	1519	1619		1719	1821 1851

	GW	GW	XC	GW	GW	GW	A
➔ Birmingham Moor Street		1732	1749		1839	1924	1954
➔ Birmingham Snow Hill		1736	1753		1843	1928	1958
➔ Birmingham New Street		1749	1759		1819 1830	1919	1959
§ University		1755	1805		1825 1836	1925	2005
Barnet Green							
Bromsgrove		1809	1821		1842 1850	1942	2019
➔ Stourbridge Junction		1802	1820		1909	1957	2027
Hagley		1806	1824		1912	2001	2031
Blakedown		1809	1827		1915	2004	2034
Kidderminster		1814	1832		1920	2009	2039
Hartlebury		1819	1837			2014	2141
Droitwich Spa		1819 1828 1835 1845	1857	1931 1952 2022 2029	2050 2130	2149	2234 2252 2329 2352
➔ Worcester Shrub Hill a		1827	1841	1910	2003	2036	2159 2247 2259 2337 0001
➔ Worcester Shrub Hill d	1819 1832	1854	1908	1936	2012	2043	2206 2241 2306
➔ Worcester Foregate St a	1821 1834 1839 1856 1854 1911		1939 1940 2014 2031	2045	2138 2151 2210	2244	2308
➔ Worcester Foregate St d	1822 1835	1857 1912	1940	2047	2141 2154	2245	2308
Malvern Link	1831 1846	1906 1921	1950	2055	2151 2204	2254	2317
Great Malvern	1836 1849	1910 1925	1954 2027	2100	2154 2220	2301b	2321
Colwall	1854		2001	2033	2106	2159 2227	
Ledbury	1904		2010	2041	2116	2209 2237	
➔ Hereford	1923		2031b	2101	2136b	2228 2257b	

	XC			GW	GW	GW	GW	GW	GW	GW	GW	GW	
Birmingham Moor Street				0633	0701	0749	0845	0909	0939	1010	1039	1109	1139
Birmingham Snow Hill				0637	0705	0753	0853	0913	0943	1013	1043	1113	1143
Birmingham New Street	0542			0649	0749	0849	0949	0955	1049	1055		1149	1155
§ University				0655	0755	0855							
Barnet Green													
Bromsgrove	0604			0710	0810	0910			1010	1110		1210	
Stourbridge Junction				0706	0734	0819	0922	0939	1009	1039	1109	1139	1209
Hagley				0709	0737	0823	0925	0928	1012	1047	1112	1147	1212
Blakedown				0712	0740	0826	0933	0947	1018	1052	1118	1152	1218
Kidderminster				0717	0745	0831	0933	0947	1018	1052	1118	1152	1218
Hartlebury				0722			0933	0947	1018	1052	1118	1152	1218
Droitwich Spa				0720	0731	0756	0842	0920	0944	1000	1020	1030	1200
Worcester Shrub Hill				0740	0805	0842	0920	0952	1038	1100	1120	1130	1220
Worcester Shrub Hill	d			0745	0811	0842	0941	1015	1045	1109	1130	1150	1216
Worcester Foregate St	a	0630	0645	0730	0748	0813	0830	0844	0851	0930	0944	1009	1017
Worcester Foregate St	d	0632	0648	0732	0749	0813	0832	0847	0932	0945	1018	1032	1048
Malvern Link		0642	0657	0742	0758	0822	0842	0855	0942	0954	1027	1042	1058
Great Malvern		0645	0700	0745	0802	0827	0845	0901	0945	1000	1032	1045	1106
Colwall		0650	0750		0850	0950			1050	1112	1150		1250
Ledbury		0659	0759		0859	0959			1059	1121	1159		1259
Hereford		0719	0819		0919	1019			1119	1138	1219		1319

	GW	GW	GW	GW	GW	GW	GW	GW	GW	GW	XC
Birmingham Moor Street	1209	1239	1309	1339	1409	1439	1509	1539	1609	1639	1709
Birmingham Snow Hill	1213	1243	1313	1343	1413	1443	1513	1543	1613	1643	1713
Birmingham New Street		1249		1349	1449			1549	1619	1649	1719
§ University		1255		1355	1455			1555		1655	1736
Barnet Green											
Bromsgrove		1310		1410	1510			1610	1643	1710	1750
Stourbridge Junction	1239	1309	1339	1409	1439	1509	1539	1609	1639	1709	1739
Hagley		1312		1412	1439	1512		1612		1712	
Blakedown											
Kidderminster	1247	1318	1347	1418	1447	1518	1547	1618	1647	1718	1749
Hartlebury	1252		1352	1452		1552		1652			1754
Droitwich Spa	1300	1320	1330	1400	1420	1430	1500	1520	1530	1600	1620
Worcester Shrub Hill	a		1338	1439	1538			1630	1700	1720	1730
Worcester Shrub Hill	d	1248		1342	1415	1444		1542	1614	1641	1741
Worcester Foregate St	a	1250	1309	1330	1344	1409	1417	1430	1446	1509	1530
Worcester Foregate St	d	1252	1310	1332	1345	1418	1432	1446	1532	1545	1617
Malvern Link	1301	1319	1342	1354	1427	1442	1455	1542	1554	1626	1642
Great Malvern	1306	1323	1345	1400	1432	1445	1459	1545	1600	1632	1645
Colwall	1313	1350		1450	1550			1650			1750
Ledbury	1323	1359		1459	1559			1659			1759
Hereford	1339	1419		1519	1619			1719			1819

	GW	GW	GW	GW	GW	B	C	GW D	GW E
Birmingham Moor Street		1739	1818	1849	1924	1949	1953	2052	2152
Birmingham Snow Hill		1743	1823	1853	1928	1956	1956	2056	2156
Birmingham New Street	1749		1849	1919					2210
§ University	1755		1855	1925					
Barnet Green									
Bromsgrove	1810		1910	1940					
Stourbridge Junction		1809	1849	1922	1957	2025	2025	2125	2225
Hagley		1812	1852	1926	2001	2028	2028	2128	2228
Blakedown		1815	1855	1929	2004	2031	2031	2131	2231
Kidderminster		1820	1900	1934	2009	2036	2036	2136	2236
Hartlebury		1825	1905	1934	2014				2241
Droitwich Spa	1820	1834	1914	1920	1945	1950	2022	2048	2048
Worcester Shrub Hill	a	1827		1927	1953	2031	2056	2056	2137
Worcester Shrub Hill	d	1820	1831	1854	1935	1942	2020	2046	2059
Worcester Foregate St	a	1822	1833	1843	1856	1923	1937	1944	2000
Worcester Foregate St	d	1823	1835	1858	1923	1938	2000	2025	2049
Malvern Link	1831	1845	1906	1933	1948	2010	2034	2059	2111
Great Malvern	1836	1848	1910	1937	1950	2025	2040	2103	2115
Colwall	1853		1916			2030		2109	
Ledbury	1901		1929			2039		2118	
Hereford	1919		1945			2102		2135	

	GW		GW		GW		GW		GW		GW		GW		GW	
→ Birmingham Moor Street	0924				1015	1115			1215	1315			1415	1515		1615 1702 1715
→ Birmingham Snow Hill	0928				1022	1122			1222	1322			1422	1522		1622 1706 1722
→ Birmingham New Street			1000				1200						1400		1558	1758
→ S University			1006				1206						1406		1604	1804
→ Barnt Green																
→ Bromsgrove			1020				1220						1420		1618	1818
→ Stourbridge Junction	0954				1047	1147			1247	1347			1447	1547		1647 1724 1747
→ Hagley	0957				1051	1151			1251	1351			1451	1551		1651 1727 1751
→ Blakedown					1054	1154			1254				1454			
→ Kidderminster	1003				1059	1159			1259	1357			1459	1557		1657 1733 1758
→ Hartlebury																
→ Droitwich Spa	1015	1030			1111	1211	1232		1311	1408			1430	1511	1608 1628	1708 1745 1810 1828
→ Worcester Shrub Hill a	1022	1037			1119	1219	1240						1437		1636	1837
→ Worcester Shrub Hill d	0905 0942	1028 1034	1051 1101	1133 1207			1247 1309						1431 1451 1510		1639 1709	1804 1839
→ Worcester Foregate St a	0907 0945	1030 1036	1053 1103	1135 1210			1249 1313	1320 1417	1433 1453 1514			1520 1607 1617		1642 1711 1717	1806 1819 1842	
→ Worcester Foregate St d	0908 0945	1030 1040	1054 1105	1135 1210			1250 1313		1434 1454 1515					1642 1712		1842
→ Malvern Link	0917 0954	1039 1052	1103 1114	1144 1219			1259 1322		1443 1503 1524					1651 1721		1851
→ Great Malvern	0920 0957	1043 1054	1106 1119	1148 1222			1302 1328		1445 1506 1528					1703 1724		1859
→ Colwall	0925		1111 1125				1307 1334		1511 1534					1709 1729		1904
→ Ledbury	0932		1118 1134				1315 1351		1518 1544					1716 1737		1912
→ Hereford	0950		1134 1151				1332 1408		1534 1601					1734 1753		1930

	GW		GW		GW	
→ Birmingham Moor Street	1815		1915		2015	2143 2252
→ Birmingham Snow Hill	1822		1922		2022	2146 2255
→ Birmingham New Street		1900		2000	2100	2205
→ S University		1906		2006	2106	2211
→ Barnt Green						
→ Bromsgrove		1920		2020	2120	2225
→ Stourbridge Junction	1847		1947		2047	2210 2320
→ Hagley	1851		1951		2051	2214 2323
→ Blakedown	1854					
→ Kidderminster	1859		1957		2057	2220 2329
→ Hartlebury						
→ Droitwich Spa	1911 1930		2009 2030	2109 2130		2231 2236 2341
→ Worcester Shrub Hill a	1919 1937		2017 2040	2118 2137		2239 2245 2349
→ Worcester Shrub Hill d	1910	1942	2016	2058 2122	2141 2211	2251
→ Worcester Foregate St a	1913	1944	2018	2100 2124	2143 2214	2253
→ Worcester Foregate St d	1913		2020	2125 2144	2215	2254
→ Malvern Link	1922		2029	2134 2153	2224	2303
→ Great Malvern	1925		2033	2139 2156	2227	2307
→ Colwall			2039		2201	
→ Ledbury			2048		2209	
→ Hereford			2104		2227	



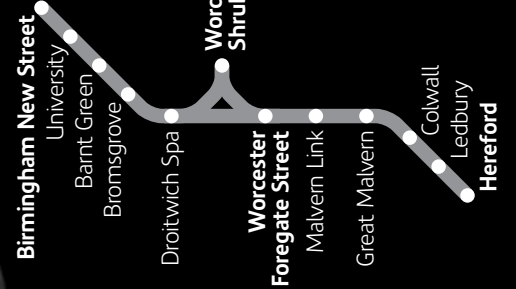
Information correct at time of going to press (May 2015)  
for help getting on or off the train  
08800 092 4260  
Assisted travel  
Like us on Facebook  
londonmidlanduk  
Follow us on Twitter  
@londonmidland

londonmidland

14

train times

17 May to 12 December 2015



Including trains  
via Stourbridge Junction  
and Kidderminster

londonmidland

Hereford - Worcester - Birmingham

Mondays to Fridays

	GW	GW	GW	GW	XC	XC	GW	GW	GW
Hereford	0450	0528			0642	0709	0734		0849
Ledbury		0545			0659	0725	0750		0908
Colwall		0553			0706	0731	0757		0914
Great Malvern	0517 0549	0559		0647	0702 0712	0737	0805	0838	0850 0919
Malvern Link	0520 0552	0603		0650	0705 0717	0740	0808	0841	0853 0922
Worcester Foregate St	a 0530 0559	0613		0658	0714 0727	0748	0817	0849	0903 0930
Worcester Foregate St	d 0531 0602	0614		0653 0659 0714	0716 0728	0749	0802 0824	0826 0839	0852 0903
Worcester Shrub Hill	a 0530 0535	0617		0655 0701	0718 0731	0751	0828 0841	0852 0906	0906 0933
Worcester Shrub Hill	d 0538		0612	0626 0635 0650	0707	0723	0735 0755	0845	0937 0952
Droitwich Spa		0611 0620	0633 0643 0704	0715 0723 0733	0743 0805	0811 0833	0853 0901	0912	0945 1000
Hartlebury	0548	0627	0650 0711	0730	0754	0818	0906	0919	1010
Kidderminster		0633	0656 0717	0736	0754	0824	0906	0925	1010
Blakedown		0637	0700 0721	0740	0759	0828	0910	0929	1018
Hagley	0556	0641	0704 0725	0744	0803	0831	0914	0933	1044
Stourbridge Junction		0649	0708 0729	0748	0807	0835	0918	0937	1048
Bromsgrove		0621	0643	0725	0749	0824	0911	0954	1048
Barnet Green									
University		0639	0659	0740	0809	0839	0859	0929	1009
Birmingham New Street	0627	0647	0710	0747	0816	0839	0909	0942	1019
Birmingham Snow Hill	0637	0721	0738 0759	0815	0835	0905	0945	1004	1045
Birmingham Moor Street		0725	0743 0805	0819	0839	0909	0949	1009	1049

	GW	GW	GW	GW	GW	GW	GW	GW	GW
Hereford	0940		1040	1140	1209	1240	1343		1440
Ledbury	0958		1058	1158	1224	1258	1400		1458
Colwall	1004		1104	1204	1231	1304	1406		1504
Great Malvern	1010	1050	1110 1134	1210	1236 1251	1310	1400 1411 1425	1450	1510 1521
Malvern Link	1013	1053	1113 1137	1213	1240 1254	1313	1403 1414 1427	1453	1513 1524
Worcester Foregate St	a 1022	1103	1122 1147	1222	1256 1303	1322	1412 1423 1438	1503	1522 1533
Worcester Foregate St	d 1024	1103 1116	1124 1151	1206 1216 1224	1256 1303	1324 1351	1416 1424 1438	1503	1524 1533
Worcester Shrub Hill	a 1024	1106	1208	1258 1306		1442	1506		1552 1604
Worcester Shrub Hill	d 1052			1252			1452	1517	1547
Droitwich Spa	1033 1100	1125 1133 1200	1225 1233 1300	1317	1325 1333 1400	1425 1433	1500	1525 1533 1555	1622 1633 1648
Hartlebury		1132	1232	1332	1432		1510	1532	1629
Kidderminster	1110	1138	1238	1338	1438		1510	1538	1635
Blakedown		1138	1238	1338	1438		1510	1538	1635
Hagley		1144	1244	1344	1444		1518	1546	1644
Stourbridge Junction	1118	1148	1248	1348	1448		1518	1550	1618
Bromsgrove	1043	1143	1243	1343	1443		1518	1543	1643
Barnet Green									
University	1059	1159	1259	1359	1459		1510	1559	1659
Birmingham New Street	1110	1210	1310	1410	1510		1610		1710
Birmingham Snow Hill	1145	1215	1315	1415	1515		1616	1645	1718
Birmingham Moor Street	1149	1219	1319	1419	1519		1619	1649	1724

	GW	GW	GW	GW	GW	GW	GW	GW
Hereford		1640		1740		1848	1950	2056
Ledbury		1657		1758		1904	2009	2114
Colwall		1704		1804		1910	2015	2120
Great Malvern	1648	1709	1741	1810	1850 1915	1944 2020	2125	2156
Malvern Link	1651	1712	1744	1813	1853 1918	1946 2022	2128	2159
Worcester Foregate St	a 1701	1721	1752	1823	1903 1926	1956 2031	2136	2207
Worcester Foregate St	d 1647 1702	1715 1724	1728 1753	1756 1824	1846 1849 1903	1928 1946	1956 2031	2051 2059 2137
Worcester Shrub Hill	a 1704	1730 1757		1851 1906		2000 2034	2102 2139	2210 2219 2234 2340
Worcester Shrub Hill	d 1704	1730 1757		1851 1906		2000 2034	2102 2139	2210 2219 2234 2340
Droitwich Spa	1656	1725 1733	1805 1833 1845 1855	1937 1955	2002 2045	2100	2202 2219	2235
Hartlebury		1732	1832	1902		2107	2217	2242
Kidderminster	1706	1738	1815	1855 1910	2010	2113	2213	2248
Blakedown	1710	1742	1815	1859 1915	2015	2117	2217	2248
Hagley	1714	1746	1821	1903 1918	2018	2121	2221	2259
Stourbridge Junction	1718	1750	1825	1906 1925	2025	2125	2225	2259
Bromsgrove		1743	1842	1947	2055		2229	
Barnet Green			1849	1909	2014		2244	
University		1759	1859	1909	2014		2244	
Birmingham New Street		1810	1910	2018	2120		2256	
Birmingham Snow Hill	1745	1817	1855	1934 1955	2055	2155	2255	2328
Birmingham Moor Street	1749	1824	1859	1959	2059	2159	2259	2336



	GW		GW	XC	GW	GW	GW	GW	GW	GW	GW																			
Hereford				0617		0710	0740		0840		0940	1040																		
Ledbury				0634		0730	0758		0858		0958	1058																		
Colwall				0641		0737	0804		0904		1004	1104																		
Great Malvern	0556	0622	0649	0717	0744	0810	0843	0900	0910	0951	1010	1046	1058	1110																
Malvern Link	0559	0625	0653	0720	0748	0813	0847	0902	0913	0954	1013	1048	1101	1113																
Worcester Foregate St a	0608	0632	0702	0727	0758	0821	0856	0911	0922	1003	1021	1058	1110	1121																
Worcester Foregate St d	0609	0634	0704	0728	0747	0759	0824	0856	0916	0924	1004	1016	1024	1058	1111	1124														
Worcester Shrub Hill a		0612		0707		0731	0802		0901		1007			1101	1114															
Worcester Shrub Hill d	0544	0607	0625	↓	0701	0735	↓	0815	↓	↓	0901	↓	↓	0948	0956	1052	↓													
Droitwich Spa	0552	0615	0633	0643	0709	0743	0756	0823	0833	0905	0925	0933	0956	1004	1025	1033	1100	1117	↓											
Hartlebury			0640	↓	0716			0831			0932				1032			1100	1117	↓										
Kidderminster	0602		0646	↓	0722		0806	0836	↓	0916		0938		1006				1100		1117	↓									
Blakedown	0607		0650	↓	0726		0811	0841	↓												1117	↓								
Hagley	0610		0654	↓	0730		0814	0844	↓		0944				1044							1117	↓							
Stourbridge Junction	0614		0701	↓	0734		0819	0848	↓	0927	0948			1014	1048								1117	↓						
Bromsgrove				0653		0744	0753		0843		0943			1013										1117	↓					
Barnt Green																									1117	↓				
§ University					0709	0800	0809		0859		0959			1059												1117	↓			
Birmingham New Street		0648		0718		0808	0818		0909		1009			1042													1117	↓		
Birmingham Snow Hill	0645		0732		0805		0845	0915	0956	1015	1041	1115	1109	1138	1145													1117	↓	
Birmingham Moor Street	0652		0739		0809		0849	0919	1000	1019	1049	1119	1149	1219															1117	↓

	GW	GW	GW	GW	GW	GW	GW	GW	GW	GW	GW																				
Hereford		1140		1213	1240		1340		1440		1513	1540		1640																	
Ledbury		1158		1231	1258		1358		1458		1531	1558		1658																	
Colwall		1204		1238	1304		1404		1504		1538	1604		1704																	
Great Malvern	1137	1210	1246	1310	1337	1410	1434	1450	1510	1532	1544	1610	1634	1650	1710																
Malvern Link	1139	1213	1250	1313	1339	1413	1437	1452	1513	1534	1548	1613	1637	1652	1713																
Worcester Foregate St a	1148	1221	1300	1321	1348	1421	1453	1503	1521	1543	1558	1621	1654	1704	1721																
Worcester Foregate St d	1151	1206	1216	1224	1241	1251	1301	1324	1351	1416	1424	1457	1504	1516	1524	1546	1559	1614	1624	1647	1655	1704	1724	1747							
Worcester Shrub Hill a		1208		1243		1304		1500	1506			1602																1715	↓		
Worcester Shrub Hill d					1317																								1715	↓	
Droitwich Spa	1200	1225	1233	1300	1325	1333	1400	1425	1433	1500	1525	1533	1555	1603	1623	1633	1656												1715	↓	
Hartlebury		1232			1332			1432			1532				1631															1715	↓
Kidderminster	1210	1238		1310	1338		1410	1438	1510		1538		1610		1636		1706													1715	↓
Blakedown															1641		1711													1715	↓
Hagley		1244			1344		1444				1544		1644		1644		1714													1715	↓
Stourbridge Junction	1218	1248		1318	1348		1418	1448	1518		1548		1618		1648		1718													1715	↓
Bromsgrove			1243		1343		1443				1543		1613		1643															1715	↓
Barnt Green																														1715	↓
§ University			1259		1359		1459				1559		1645		1659															1715	↓
Birmingham New Street			1309		1409		1509				1609		1645		1709															1715	↓
Birmingham Snow Hill	1245	1315		1345	1415		1445	1515	1545		1615		1645		1715		1745													1715	↓
Birmingham Moor Street	1249	1319		1349	1419		1449	1519	1549		1619		1649		1719		1749													1715	↓

	GW	GW	GW	GW	GW	GW	XC	GW							
Hereford		1740		1912	2000	2020		2135	2250						
Ledbury		1758		1928	2016	2040		2151	2306						
Colwall		1804		1934	2022	2047		2157	2312						
Great Malvern	1749	1800	1810	1835	1850	1939	2027	2053	2115	2130	2203	2241	2317		
Malvern Link	1752	1802	1813	1838	1852	1942	2030	2057	2117	2132	2206	2244	2320		
Worcester Foregate St a	1801	1811	1821	1847	1903	1951	2038	2109	2127	2142	2214	2252	2327		
Worcester Foregate St d	1802	1812	1825	1849	1851	1904	1951	2002	2040	2111	2127	2142	2215	2253	2328
Worcester Shrub Hill a	1805	1814	1851	1906	2005				2114	2130	2145	2218	2256	2336	
Worcester Shrub Hill d	1818								2052		2154	2247			
Droitwich Spa	1826	1833	1900	2000	2049	2100			2202		2255				
Hartlebury			1907	2007		2107									
Kidderminster	1836		1913	2013		2113			2213		2305				
Blakedown	1841		1917	2017		2117			2217		2310				
Hagley	1844		1921	2021		2121			2221		2314				
Stourbridge Junction	1850		1925	2025		2125			2225		2318				
Bromsgrove		1844			2059			2144							
Barnt Green															
§ University		1859			2114			2201							
Birmingham New Street		1909			2120			2207							
Birmingham Snow Hill	1916		1955	2055		2154		2255	2336						
Birmingham Moor Street	1919		1959	2059		2159		2259	2339						

	GW	GW		GW		GW	GW		GW		GW	GW		GW	GW		GW	GW											
Hereford				1006		1200		1332		1406	1432				1609	1634			1809	1830									
Ledbury				1022		1216		1351		1422	1452				1625	1652			1825	1848									
Colwall				1029			1223		1358		1429	1459			1632	1700			1832	1855									
Great Malvern	0907	0920		1012	1034	1057	1115	1207	1230		1315	1407		1434	1509		1532		1637	1705									
Malvern Link	0909	0923		1014	1037	1059	1118	1209	1233		1318	1411		1437	1513		1535		1640	1709									
Worcester Foregate St	a	0919	0931		1023	1045	1112	1127	1219	1241		1326	1419		1445	1521		1543		1648	1719								
Worcester Foregate St	d	0854	0920	0932	1023	1025	1046	1112	1128	1220	1242	1326	1327	1422	1426	1446	1524	1528	1545	1626	1628	1649	1722	1727	1826	1826	1849	1929	
Worcester Shrub Hill	a	0856	0922	0934	1025		1048	1115	1130	1222	1244		1329	1425		1448	1527				1631	1651	1725		1757	1829		1851	1931
Worcester Shrub Hill	d	0902	0926				1055	1126		1226	1255					1455						1655						1855	
Droitwich Spa		0910	0935				1035	1103	1135		1235	1303	1335		1435	1503		1537	1554	1635		1703		1736	1805		1835	1903	
Hartlebury																													
Kidderminster		0945			1045			1145		1245		1345		1445		1547	1604	1645					1746				1845		
Blakedown		0949							1249				1449				1609						1751						
Hagley		0953			1051			1151		1253		1351		1453		1553	1613	1651					1755				1851		
Stourbridge Junction		0957			1057			1157		1257		1357		1457		1557	1617	1657					1759				1855		
Bromsgrove		0920					1113				1313			1513								1713			1815			1913	
Barnt Green																													
University		0936					1130				1330			1530								1730			1830			1930	
Birmingham New Street		0942					1137				1337			1537								1737			1837			1937	
Birmingham Snow Hill		1022			1122		1222		1322		1422		1522		1623	1636	1722						1824			1921			
Birmingham Moor Street		1028			1129		1229		1329		1429		1529		1629	1645	1729						1829			1925			

GW

Hereford				2006		2240	
Ledbury				2022		2257	
Colwall				2029		2304	
Great Malvern		2015		2037	2210	2309	
Malvern Link		2018		2040	2212	2311	
Worcester Foregate St	a	2027		2048	2222	2321	
Worcester Foregate St	d	1949	2028	2049	2118	2223	2322
Worcester Shrub Hill	a	1951	2030	2051	2120	2225	2327
Worcester Shrub Hill	d	1938	1955	2037	2055	2125	2229
Droitwich Spa		1946	2003	2046	2103	2133	2237
Hartlebury							
Kidderminster		1956		2056	2143	2247	
Blakedown							
Hagley		2003		2103	2149	2253	
Stourbridge Junction		2007		2107	2153	2257	
Bromsgrove			2013		2113		
Barnt Green							
University			2030		2130		
Birmingham New Street			2037		2137		
Birmingham Snow Hill		2033		2133	2219	2325	
Birmingham Moor Street		2037		2137	2223		