

Holiday periods

We will be running amended timetables over Easter and May bank holidays. Details will be available in online journey planners and information displayed at our stations.

Bring your bike

Bikes (except tandems) are welcome on board our trains in the Midlands, but space can be very limited during peak hours. Cycles must not obstruct doorways and please ensure that your bike does not pose a risk to other passengers. For more information please go to westmidlandsrailway.co.uk/cycles

Getting assistance at the station

Call us on 0333 311 0039 if you need some help getting on or off our trains and we'll make the necessary arrangements. Please give at least 24 hours notice if possible.

Onward travel

You can find details of all local train, bus and Metro services within the West Midlands – including times and fares – at networkwestmidlands.com

Transport for West Midlands

As the local co-ordinating body for public transport, Transport for West Midlands welcomes suggestions relating to bus, rail and metro services in the Network West Midlands area.

web: tfwm.org.uk
 email: customerservices@tfwm.org.uk
 twitter: [@TransportforWM](https://twitter.com/TransportforWM)
 tel: 0345 303 6760
 post: 16 Summer Lane
 Birmingham, B19 3SD

Transport Focus

web: transportfocus.org.uk
 email: advice@transportfocus.org.uk
 twitter: [@transportfocus](https://twitter.com/transportfocus)
 tel: 0300 123 2350
 post: Freepost (RTEH-XAGE-BYKZ),
 Transport Focus, PO Box 5594,
 Southend-on-Sea, SS1 9PZ

Rail User Groups

If you'd like to be more involved with the development of rail services, why not join your local rail user group.




Bromsgrove Rail User Group
 Mike Ponsonby, Chairman
 web: bromsgroverail.org.uk
 email: memsec@bromsgroverail.org.uk

Stourbridge Line User Group
 Don Barton, Chairman
 web: stourbridgelineusergroup.info
 email: contactus@stourbridgelineusergroup.info

Cotswold Line Promotion Group
 John Davidson, Membership Secretary
 web: clpg.org.uk
 post: Oathill Farm, Enstone
 Chipping Norton, Oxon, OX7 4ED

West Midlands Railway

is operated by West Midlands Trains Ltd.

 PLUSBUS through ticketing available
 connection with Midland Metro Line 1
 station for Queen Elizabeth Medical Centre and the University of Birmingham

Services operated by West Midlands Railway unless otherwise shown.

GW operated by Great Western Railway
XC operated by Cross Country

a arrival time
d departure time

A on Fridays only train is extended to Gloucester arrive 0019, Worcester Shrub Hill arrive 2337, Worcester Shrub Hill depart 2346, Ashchurch for Tewkesbury arrive 2359 and Cheltenham Spa arrive 0008

Special events and maintenance work

Changes to our planned timetable can occur at short notice. Online journey planners provide the most up-to-date information. Please check before you travel.

Off-Peak travel

Certain Off-Peak tickets are not valid on trains leaving Birmingham New Street/Moor Street/Snow Hill, Five Ways and Jewellery Quarter between 1635-1800 Mondays to Fridays. Please check before you travel.



Like most rail companies we operate a penalty fares system on our services, anyone without a valid ticket will be liable to pay the penalty fare. Find out more at westmidlandsrailway.co.uk/penaltyfares

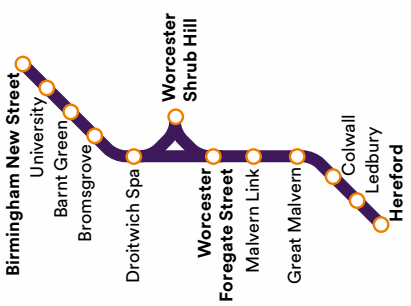
	XC		GW	GW	GW	GW	GW	GW	GW	GW	GW											
Birmingham Moor Street			0633	0701	0749	0845	0909	0939	1009	1039	1109	1139										
Birmingham Snow Hill			0637	0705	0753	0853	0913	0943	1013	1043	1113	1143										
Birmingham New St	0542	0649		0749	0849			0949		1049		1149										
University		0655		0755	0855			0955		1055		1155										
Barnt Green																						
Bromsgrove	0604	0710		0810	0910			1010		1110		1210										
Stourbridge Junction			0706	0734	0819	0922	0939	1009	1039	1109	1139	1209										
Hagley			0709	0737	0823	0925		1012		1112		1212										
Blakedown			0712	0740	0826	0928																
Kidderminster			0717	0745	0831	0933	0947	1018	1047	1118	1147	1218										
Hartlebury			0722			0933	0952		1052		1152											
Droitwich Spa		0720	0731	0756	0820	0842	0920	0944	1000	1020	1030	1100	1120	1130	1200	1220	1230					
Worcester Shrub Hill	a		0740	0805		0952		1038														
Worcester Shrub Hill	d	0630	0645	0745	0811	0842	0941	1015	1046		1151	1216										
Worcester Foregate St	a	0632	0648	0730	0748	0813	0830	0844	0851	0930	0944	1009	1017	1030	1049	1109	1130	1157	1209	1218	1230	1239
Worcester Foregate St	d	0632	0648	0732	0749	0813	0832	0847		0932	0945	1018	1032	1032	1050	1110	1132					1232
Malvern Link		0642	0657	0742	0758	0822	0842	0856		0942	0954	1027	1042	1059	1119	1142						1242
Great Malvern		0645	0700	0745	0802	0827	0845	0901		0945	1000	1032	1045	1109	1123	1145						1245
Colwall		0650	0750		0850		0950		1050		1150		1250									1250
Ledbury		0659	0759		0859		0959		1059		1159		1259									1259
Hereford		0719	0819		0919		1019		1119		1219											1319

	GW	GW	GW	GW	GW	GW	GW	GW	GW	XC												
Birmingham Moor Street	1209	1239	1309	1339	1409	1439	1509	1539	1609	1639	1709											
Birmingham Snow Hill	1213	1243	1313	1343	1413	1443	1513	1543	1613	1643	1713											
Birmingham New St		1249		1349		1449		1549	1619		1719	1730										
University		1255		1355		1455		1555		1655		1736										
Barnt Green																						
Bromsgrove		1310		1410		1510		1610	1642		1740	1750										
Stourbridge Junction	1239	1309	1339	1409	1439	1509	1539	1609	1639	1709	1741											
Hagley		1312		1412		1512		1612		1712												
Blakedown																						
Kidderminster	1247	1318	1347	1418	1447	1518	1547	1618	1647	1718	1751											
Hartlebury	1252		1352	1422	1452	1522	1552	1622	1652	1722	1756											
Droitwich Spa	1300	1320	1330	1400	1420	1430	1500	1520	1530	1600	1620	1630	1700	1720	1730	1750	1804					
Worcester Shrub Hill	a		1338	1409	1439	1509	1538	1609	1620	1630	1700	1720	1730	1759	1812							
Worcester Shrub Hill	d	1248		1345	1415	1444	1514	1542	1614	1641	1714											
Worcester Foregate St	a	1250	1309	1330	1346	1409	1417	1430	1446	1509	1530	1545	1609	1617	1630	1639	1644	1709	1730	1739	1744	
Worcester Foregate St	d	1252	1310	1332	1349	1418	1432	1446	1509	1532	1545	1617	1632	1647	1710	1732	1746				1746	
Malvern Link	1301	1319	1342	1358	1427	1442	1455	1542	1554	1626	1642	1656	1719	1742	1755						1755	
Great Malvern	1307	1323	1345	1404	1432	1445	1459	1545	1600	1632	1645	1700	1723	1745	1801							
Colwall	1314	1350		1450		1550		1650		1750												
Ledbury	1323	1359		1459		1559		1659		1759												
Hereford	1339	1419		1519		1619		1719		1819												

	GW	GW	GW	GW	GW	GW									
Birmingham Moor Street	1729	1739	1819	1849	1924	1953	2052	2152	2257						
Birmingham Snow Hill	1733	1743	1823	1853	1928	1956	2056	2156	2301						
Birmingham New St	1749		1849	1919		2059		2210							
University	1755		1855	1925		2105									
Barnt Green															
Bromsgrove	1810		1910	1940		2120									
Stourbridge Junction	1759	1809	1849	1923	1957	2025	2125	2225	2330						
Hagley	1803	1813	1852	1926	2001	2028	2128	2228	2334						
Blakedown	1806	1816	1855	1929	2004	2031	2131	2231	2337						
Kidderminster	1812	1822	1900	1934	2009	2036	2136	2236	2342						
Hartlebury	1817	1827	1905	1939	2014	2041	2141	2241	2347						
Droitwich Spa	1820	1826	1837	1914	1920	1946	1951	2022	2048	2130	2148	2235	2250	2354	
Worcester Shrub Hill	a	1827	1835	1927	1954	2031	2056	2137	2156	2243	2257	0005			
Worcester Shrub Hill	d	1820	1831	1854	1935	1942	2020	2046	2059	2147	2203	2302			
Worcester Foregate St	a	1822	1833	1846	1856	1923	1937	1944	1959	2022	2049	2101	2149	2206	2304
Worcester Foregate St	d	1823	1835	1858	1923	1938	2001	2025	2050	2102	2150	2206	2305		
Malvern Link	1831	1845	1907	1933	1948	2011	2034	2059	2111	2159	2215	2314			
Great Malvern	1836	1848	1911	1937	1950	2025	2040	2103	2115	2202	2221	2316			
Colwall	1853	1917		2031		2109	2207								
Ledbury	1901	1929		2039		2119	2215								
Hereford	1919	1945		2102		2135	2235								

	GW		GW		GW		GW		GW		GW		GW												
Birmingham Moor Street	0924				1015	1115			1215	1315			1415	1515	1615	1702	1715								
Birmingham Snow Hill	0928				1022	1122			1222	1322			1422	1522	1622	1706	1722								
Birmingham New St § University			1000				1200						1400		1558		1758								
Barnt Green			1006				1206						1406		1604		1804								
Bromsgrove			1020				1220						1420		1618		1818								
Stourbridge Junction	0954				1047	1147			1247	1347			1447	1547	1647	1724	1747								
Hagley	0957				1051	1151			1251	1351			1451	1551	1651	1727	1751								
Blakedown					1054	1154			1254				1454												
Kidderminster	1003				1059	1159			1259	1357			1459	1557	1657	1733	1757								
Hartlebury																									
Droitwich Spa	1015	1030			1111	1211	1232		1311	1408			1430	1511	1608	1628	1708	1745	1809	1828					
Worcester Shrub Hill	1022	1037			1119	1219	1240						1437		1636		1752		1837						
Worcester Shrub Hill	d 0906	0943	1030	1036	1051	1103	1133	1207	1247	1311			1431	1451	1511	1604	1639	1709	1802	1839					
Worcester Foregate St	a 0908	0946	1032	1038	1053	1105	1135	1210	1249	1314	1320	1417	1433	1453	1514	1520	1607	1617	1642	1711	1717	1717	1804	1819	1842
Worcester Foregate St	d 0909	0946	1032	1040	1054	1107	1135	1210	1250	1315			1434	1454	1516				1642	1712					1842
Malvern Link	0918	1041	1052		1103	1116	1144	1219	1259	1324			1443	1503	1525				1651	1721					1851
Great Malvern	0921	0958	1045	1054	1106	1121	1148	1222	1302	1329			1445	1506	1529				1703	1724					1859
Colwall	0926				1111	1127			1307	1335			1511	1535					1709	1729					1904
Ledbury	0933				1118	1136			1315	1351			1518	1544					1716	1737					1912
Hereford	0951		1134	1153					1332	1407			1534	1601					1734	1753					1930

	GW		GW		GW		GW		GW		
Birmingham Moor Street	1815				1915	2015			2143	2252	
Birmingham Snow Hill	1822				1922	2022			2146	2256	
Birmingham New St § University		1900				2000			2100	2205	
Barnt Green		1906				2006			2106	2211	
Bromsgrove		1920				2020			2120	2225	
Stourbridge Junction	1847				1947	2047			2210	2322	
Hagley	1851				1951	2051			2214	2325	
Blakedown	1854										
Kidderminster	1859				1957	2057			2220	2331	
Hartlebury											
Droitwich Spa	1911	1930			2009	2030	2109	2130	2231	2236	2343
Worcester Shrub Hill	a 1919	1937			2017	2044	2117	2137	2239	2245	2351
Worcester Shrub Hill	d 1910	1942	2016		2058	2122	2141	2210		2251	
Worcester Foregate St	a 1912	1944	2018		2100	2124	2143	2213		2253	
Worcester Foregate St	d 1913		2020			2125	2144	2214		2254	
Malvern Link	1922		2029			2134	2153	2223		2303	
Great Malvern	1924		2033			2139	2156	2226		2307	
Colwall			2039					2201			
Ledbury			2048					2209			
Hereford			2104					2227			



10 to 31 December 2017
Including trains via Stourbridge Junction
and Kidderminster

train times

14

Check times & fares

National Rail Enquiries
03457 48 49 50
nationalrail.co.uk

Buy online

westmidlandsrailway.co.uk
get any UK train ticket – no booking fees

Contact us

0333 311 0039
(standard call rates)
westmidlandsrailway.co.uk/contact-us

Follow us on Twitter

@WestMidRailway

Like us on Facebook

facebook.com/westmidlandsrailway

Assisted travel

0333 311 0039
for help getting on or off the train

Information correct at time of going to press
(November 2017)

Hereford – Worcester – Birmingham

Mondays to Fridays

	GW	GW	GW	GW	XC	XC	GW	GW	GW
Hereford	0450	0528			0642	0709	0732		0845
Ledbury		0545			0659	0725	0750		0906
Colwall		0553			0706	0731	0757		0912
Great Malvern	0517	0548	0559	0647	0702	0712	0737	0807	0840
Malvern Link	0520	0551	0603	0650	0705	0717	0740	0810	0843
Worcester Foregate St a	0530	0559	0613	0658	0714	0727	0748	0819	0851
Worcester Foregate St d	0531	0602	0614	0653	0659	0714	0716	0728	0749
Worcester Shrub Hill a	0535		0617	0655	0701	0718	0731	0751	0802
Worcester Shrub Hill d	0530		0612	0655	0706	0723	0735	0755	0824
Droitwich Spa	0538	0611	0620	0626	0633	0643	0703	0713	0723
Hartlebury			0627	0633	0643	0703	0713	0733	0743
Kidderminster	0548		0627	0633	0643	0703	0713	0733	0743
Blakedown			0627	0633	0643	0703	0713	0733	0743
Hagley			0627	0633	0643	0703	0713	0733	0743
Stourbridge Junction	0556		0649	0653	0704	0724	0744	0803	0831
Bromsgrove		0621		0643	0703	0723	0743	0803	0831
Barnt Green									
§ University		0640		0700	0740	0800	0809	0816	0830
Birmingham New St		0649		0709	0749	0809	0816	0839	0845
Birmingham Snow Hill	0627		0722	0738	0759	0815	0835	0907	0945
Birmingham Moor Street	0637		0727	0743	0805	0819	0839	0910	0949

	GW	GW	GW	GW	GW	GW	GW	GW	GW	GW			
Hereford	0939			1039			1139	1209	1239	1341	1439	1514	1539
Ledbury	0958			1058			1158	1224	1258	1400	1458	1531	1558
Colwall	1005			1105			1205	1231	1305	1405	1505	1539	1605
Great Malvern	1010	1048	1059	1110	1135		1210	1236	1251	1310	1400	1410	1425
Malvern Link	1013	1051	1102	1113	1138		1213	1240	1254	1313	1403	1413	1428
Worcester Foregate St a	1022	1101	1110	1122	1148		1222	1256	1303	1322	1412	1423	1438
Worcester Foregate St d	1024	1103	1115	1116	1124	1151	1206	1216	1224	1256	1303	1324	1351
Worcester Shrub Hill a		1106	1117				1208			1258	1306		
Worcester Shrub Hill d		1052											
Droitwich Spa	1033	1100		1125	1133	1200	1225	1233	1300	1317	1325	1333	1400
Hartlebury				1132			1232			1332		1432	1433
Kidderminster		1110		1138	1210		1238	1310		1338	1410	1438	
Blakedown													
Hagley				1144			1244			1344		1444	
Stourbridge Junction		1118		1148		1218	1248		1318	1348		1418	1448
Bromsgrove	1043			1143			1243			1343		1443	
Barnt Green													
§ University	1100			1200			1300			1400		1500	
Birmingham New St	1109			1209			1309			1409		1509	
Birmingham Snow Hill	1145		1215	1245	1315	1345		1415	1445	1515	1545	1616	1645
Birmingham Moor Street	1149		1219	1249	1319	1349		1419	1449	1519	1549	1619	1649

	GW	GW	GW	GW	GW	GW	GW	GW	GW	GW			
Hereford				1639			1739			1848	1950	2056	2129
Ledbury				1657			1758			1904	2009	2114	2145
Colwall				1704			1805			1910	2015	2120	2151
Great Malvern		1648	1709	1741	1810		1835	1850	1915	1944	2020	2125	2156
Malvern Link		1651	1712	1744	1813		1837	1853	1918	1946	2022	2128	2159
Worcester Foregate St a		1701	1721	1752	1823		1847	1903	1926	1956	2031	2136	2207
Worcester Foregate St d	1634	1647	1702	1715	1724	1728	1753	1756	1824	1846	1848	1903	1928
Worcester Shrub Hill a	1636		1704			1730	1800			1851	1906	1928	1946
Worcester Shrub Hill d	1640												
Droitwich Spa	1648	1655		1725	1733		1805	1833	1845	1855	1937	1955	2045
Hartlebury	1655			1732			1815	1855	1910	2010	2002	2107	2113
Kidderminster	1701	1706		1738			1815	1859	1915	2015	2117	2217	2251
Blakedown		1710		1742			1821	1903	1918	2018	2121	2221	2251
Hagley		1714		1746			1825	1906	1925	2025	2125	2225	2300
Stourbridge Junction	1712	1718		1750			1825	1906	1925	2025	2125	2225	2300
Bromsgrove				1743			1842	1849		1947	2055	2155	2229
Barnt Green							1849			1947	2055	2155	2229
§ University				1800			1900			2010	2114	2214	2244
Birmingham New St				1809			1909			2018	2120	2220	2254
Birmingham Snow Hill	1739	1745		1817		1855	1934	1955		2055	2155	2255	2329
Birmingham Moor Street	1744	1749		1824		1859	1959			2059	2159	2259	2336

	GW		GW	XC	GW	GW	GW	GW	GW	GW	GW	GW		
Hereford			0617		0710	0739		0839		0939		1039		
Ledbury			0634		0730	0758		0858		0958		1058		
Colwall			0641		0737	0805		0905		1005		1105		
Great Malvern	0556	0622	0649	0717	0744	0810	0843	0900	0910	0951	1010	1046	1058	1110
Malvern Link	0559	0625	0653	0720	0748	0813	0847	0902	0913	0954	1013	1048	1101	1113
Worcester Foregate St a	0608	0632	0702	0727	0758	0821	0856	0912	0922	1003	1022	1058	1110	1122
Worcester Foregate St d	0610	0634	0704	0728	0747	0759	0824	0856	0858	0916	0924	1004	1016	1024
Worcester Shrub Hill a	0612		0707	0731	0802		0901			1007	1016	1024	1058	1111
Worcester Shrub Hill d	0544	0607	0625	0701	0735	0815	0823	0905	0925	0933	0956	1004	1025	1033
Droitwich Spa	0552	0615	0633	0643	0709	0743	0756	0823	0833	0905	0925	0933	0956	1004
Hartlebury	0559		0640	0716		0831		0916	0932	0938	1006	1032	1038	1100
Kidderminster	0605		0646	0722		0806	0836	0916	0938	0938	1006	1032	1038	1100
Blakedown	0609		0650	0726		0811	0841							
Hagley	0613		0654	0730		0814	0844		0944	0948	1014	1044	1048	1118
Stourbridge Junction	0617		0701	0735		0819	0848	0927	0948	0948	1014	1044	1048	1118
Bromsgrove			0653		0744	0753		0843		0943	1013	1043	1043	1114
Barnt Green														
University			0710		0800	0810		0900		1000		1100	1100	1138
Birmingham New St		0648	0718		0808	0818		0909		1009		1109	1138	1200
Birmingham Snow Hill	0647		0732	0805		0845	0915	0956	1015	1041	1115	1109	1138	1200
Birmingham Moor Street	0652		0739	0809		0849	0919	1000	1019	1049	1119	1109	1138	1200

	GW	GW	GW	GW	GW	GW	GW	GW	GW	GW	GW	GW	GW		
Hereford		1139	1213	1239	1339		1439		1513	1539		1639			
Ledbury		1158	1231	1258	1358		1458		1531	1558		1658			
Colwall		1205	1238	1305	1405		1505		1538	1605		1705			
Great Malvern	1137	1210	1246	1310	1337	1410	1433	1450	1510	1532	1544	1610	1634	1650	1710
Malvern Link	1139	1213	1250	1313	1339	1413	1437	1452	1513	1534	1548	1613	1637	1652	1713
Worcester Foregate St a	1148	1222	1300	1322	1348	1422	1453	1503	1522	1544	1558	1622	1654	1704	1722
Worcester Foregate St d	1151	1206	1216	1224	1241	1251	1301	1324	1351	1416	1424	1457	1504	1516	1524
Worcester Shrub Hill a		1208		1243		1304		1377		1452		1500	1506	1516	1524
Worcester Shrub Hill d					1317					1452					
Droitwich Spa	1200	1225	1233	1300	1325	1333	1400	1425	1433	1500	1525	1533	1556	1604	1623
Hartlebury		1232			1332		1432			1532		1631		1706	1736
Kidderminster	1210	1238		1310	1338		1410	1438	1510		1538		1610	1636	1706
Blakedown														1641	1711
Hagley		1244			1344		1444			1544		1644	1714	1744	1814
Stourbridge Junction	1218	1248		1318	1348		1418	1448	1518	1548		1648	1718	1748	1818
Bromsgrove			1243			1343		1443			1543		1643		1743
Barnt Green															
University			1300			1400		1500			1600		1700		1800
Birmingham New St			1309			1409		1509			1609		1709		1809
Birmingham Snow Hill	1245	1315		1345	1415	1445	1515	1545	1615	1645	1715	1745	1815	1845	1845
Birmingham Moor Street	1249	1319		1349	1419	1449	1519	1549	1619	1649	1719	1749	1819	1857	1857

	GW	GW	GW	GW	GW	GW	XC	GW							
Hereford		1739		1911	1959	2020		2135	2249						
Ledbury		1758		1928	2015	2040		2151	2305						
Colwall		1805		1934	2022	2047		2157	2311						
Great Malvern	1749	1759	1810	1835	1850	1939	2027	2053	2115	2130	2203	2241	2317		
Malvern Link	1752	1801	1813	1838	1852	1942	2030	2057	2117	2132	2206	2244	2320		
Worcester Foregate St a	1801	1811	1822	1847	1903	1951	2038	2109	2127	2142	2214	2252	2328		
Worcester Foregate St d	1802	1812	1824	1849	1851	1904	1951	2002	2040	2111	2127	2142	2215	2253	2329
Worcester Shrub Hill a	1805	1814		1851		1906		2005		2114	2130	2145	2218	2255	2336
Worcester Shrub Hill d		1817						2052		2154		2247			
Droitwich Spa		1825	1833	1900	2000	2049	2100			2202		2255			
Hartlebury				1907	2007		2107								
Kidderminster		1837		1913	2013		2113			2213		2305			
Blakedown		1841		1917	2017		2117			2217		2310			
Hagley		1845		1921	2021		2121			2221		2314			
Stourbridge Junction		1850		1925	2025		2125			2225		2318			
Bromsgrove			1843			2059		2144							
Barnt Green															
University			1900			2114		2201							
Birmingham New St			1909			2120		2207							
Birmingham Snow Hill	1916		1955	2055		2154		2255		2336					
Birmingham Moor Street	1919		1959	2059		2159		2259		2339					

Holiday periods

We will be running amended timetables over Easter and May bank holidays. Details will be available in online journey planners and information displayed at our stations.

Bring your bike

Bikes (except tandems) are welcome on board our trains in the Midlands, but space can be very limited during peak hours. Cycles must not obstruct doorways and please ensure that your bike does not pose a risk to other passengers. For more information please go to westmidlandsrailway.co.uk/cycles

Getting assistance at the station

Call us on 0333 311 0039 if you need some help getting on or off our trains and we'll make the necessary arrangements. Please give at least 24 hours notice if possible.

Onward travel

You can find details of all local train, bus and Metro services within the West Midlands – including times and fares – at networkwestmidlands.com

Transport for West Midlands

As the local co-ordinating body for public transport, Transport for West Midlands welcomes suggestions relating to bus, rail and metro services in the Network West Midlands area.

web: tfwm.org.uk
 email: customerservices@tfwm.org.uk
 twitter: @TransportforWM
 tel: 0345 303 6760
 post: 16 Summer Lane
 Birmingham, B19 3SD

Transport Focus

web: transportfocus.org.uk
 email: advice@transportfocus.org.uk
 twitter: @transportfocus
 tel: 0300 123 2350
 post: Freepost (RTEH-XAGE-BYKZ),
 Transport Focus, PO Box 5594,
 Southend-on-Sea, SS1 9PZ

Rail User Groups

If you'd like to be more involved with the development of rail services, why not join your local rail user group.




Bromsgrove Rail User Group
 Mike Ponsonby, Chairman
 web: bromsgroverail.org.uk
 email: memsec@bromsgroverail.org.uk

Stourbridge Line User Group
 Don Barton, Chairman
 web: stourbridgelineusergroup.info
 email: contactus@stourbridgelineusergroup.info

Cotswold Line Promotion Group
 John Davidson, Membership Secretary
 web: clpg.org.uk
 post: Oathill Farm, Enstone
 Chipping Norton, Oxon, OX7 4ED

West Midlands Railway

is operated by West Midlands Trains Ltd.

 PLUSBUS through ticketing available
 connection with Midland Metro Line 1 station for Queen Elizabeth Medical Centre and the University of Birmingham


Services operated by West Midlands Trains unless otherwise shown.

GW operated by Great Western Railway
XC operated by Cross Country

a arrival time
d departure time

A on Fridays only train is extended to Gloucester arrive 0019, Worcester Shrub Hill arrive 2337, Worcester Shrub Hill depart 2346, Ashchurch for Tewkesbury arrive 2359 and Cheltenham Spa arrive 0008

B from 1 April
C until 25 March

Special events and maintenance work

Changes to our planned timetable can occur at short notice. Online journey planners provide the most up-to-date information. Please check before you travel.

Off-Peak travel

Certain Off-Peak tickets are not valid on trains leaving Birmingham New Street/ Moor Street/Snow Hill, Five Ways and Jewellery Quarter between 1635-1800 Mondays to Fridays. Please check before you travel.



Like most rail companies we operate a penalty fares system on our services, anyone without a valid ticket will be liable to pay the penalty fare. Find out more at westmidlandsrailway.co.uk/penaltyfares

Birmingham – Worcester – Hereford

Mondays to Fridays

	GW	GW	GW	GW	GW	GW	GW	GW	GW	GW
Birmingham Moor Street	0604	0649	0719	0749	0834	0909	0939	1009	1039	1109
Birmingham Snow Hill	0607	0653	0723	0753	0843	0913	0943	1013	1043	1113
Birmingham New St		0659	0719	0759	0849	0919	0949	1019	1049	
§ University		0705	0725	0805	0855		0955		1055	
Barnet Green			0738	0816						
Bromsgrove		0721	0744	0821	0910		1010		1110	
Stourbridge Junction	0636		0722	0752	0822	0909	0939	1009	1039	1109
Hagley	0640		0726	0756	0826	0912		1012		1112
Blakedown	0643		0729	0759	0829	0915				
Kidderminster	0648		0734	0804	0834	0920	0947	1018	1047	1118
Hartlebury			0739	0809	0839		0952		1052	1152
Droitwich Spa	0658	0730	0747	0754	0817	0830	0847	0920	0930	1000
Worcester Shrub Hill a			0801	0824	0830	0847		0940		1000
Worcester Shrub Hill d	0556	0619						1000	1016	1049
Worcester Foregate St a	0558	0622	0709	0741	0756	0757	0809	0815	0833	0840
Worcester Foregate St d	0559		0742	0757	0811		0840	0925	0932	1003
Malvern Link	0608		0752	0806	0820		0850	0934	0942	1012
Great Malvern	0611	0800	0809	0822		0853	0937	0945	1015	1031
Colwall	0616		0806			0858	0950		1050	1113
Ledbury	0625		0813			0907	0959		1059	1122
Hereford	0649		0833			0927	1019		1119	1140

	GW	GW	GW	GW	GW	GW	GW	GW	GW	GW
Birmingham Moor Street	1139	1209	1239	1309	1339	1409	1439	1509	1539	1609
Birmingham Snow Hill	1143	1213	1243	1313	1343	1413	1443	1513	1543	1613
Birmingham New St	1149		1249		1349		1449		1549	1619
§ University	1155		1255		1355		1455		1555	1625
Barnet Green										
Bromsgrove	1210		1310		1410		1510		1610	1640
Stourbridge Junction	1209	1239	1309	1339	1409	1439	1509	1539	1608	1639
Hagley	1212		1312		1412		1512		1612	
Blakedown								1547	1615	
Kidderminster	1218	1247	1318	1347	1418	1447	1518	1552	1620	1647
Hartlebury		1252	1352		1452		1557		1657	1652
Droitwich Spa	1220	1230	1300	1320	1330	1400	1420	1430	1500	1520
Worcester Shrub Hill a		1238		1408		1440	1510		1606	1620
Worcester Shrub Hill d		1243		1342		1415	1444		1614	1631
Worcester Foregate St a	1230	1246	1309	1330	1340	1344	1418	1430	1446	1530
Worcester Foregate St d	1232	1247	1312	1332			1418	1432	1446	1532
Malvern Link	1242	1256	1322	1342			1427	1442	1455	1542
Great Malvern	1245	1308	1327	1345			1430	1445	1459	1545
Colwall	1250	1314	1350				1450	1550		1648
Ledbury	1259	1331	1359				1459	1559		1659
Hereford	1319	1347	1419				1519	1619		1719

	XC	GW	GW	XC	GW	GW	GW	GW	GW	GW	A	
Birmingham Moor Street	1709		1732		1749		1839		1924		1954	2053
Birmingham Snow Hill		1713	1736		1753		1843		1928		1958	2058
Birmingham New St	1730		1749		1759		1819	1830	1919		1959	2059
§ University	1736		1755		1805		1825	1836	1925		2005	2105
Barnet Green												
Bromsgrove	1750		1809		1820		1842	1850	1942		2019	2120
Stourbridge Junction	1739		1802		1820				1909		1957	2027
Hagley	1743		1806		1824				1912		2001	2031
Blakedown	1747		1809		1827				1915		2004	2034
Kidderminster	1752		1814		1832				1920		2009	2039
Hartlebury			1819		1837						2014	2029
Droitwich Spa	1804	1819	1828	1835	1845	1857	1932	1952	2022	2029	2050	2130
Worcester Shrub Hill a	1812	1827	1841		1909			2005		2036	2059	
Worcester Shrub Hill d		1819	1832	1854				2013	2019		2042	2158
Worcester Foregate St a		1821	1834	1839	1856	1854	1911	1938	1943	2015	2022	2031
Worcester Foregate St d		1822	1835		1857	1913		1939	1943	2016	2022	2031
Malvern Link		1831	1846	1906	1922			1948	1948	2025	2032	2055
Great Malvern		1835	1849	1910	1926			1952	2028	2035	2059	2154
Colwall			1854					1958	2034		2106	2159
Ledbury			1904					2008	2042		2115	2209
Hereford			1923					2026	2101		2133	2228

	XC		GW	GW	GW	GW	GW	GW	GW	GW	GW									
Birmingham Moor Street			0633	0701	0749	0845	0909	0939	1009	1039	1109	1139								
Birmingham Snow Hill			0637	0705	0753	0849	0913	0943	1013	1043	1113	1143								
Birmingham New St	0542		0649	0749	0849							1149								
\$ University		0655		0755	0855			0949	1049			1155								
Barnt Green								0955												
Bromsgrove	0604		0710	0810	0910			1010		1110		1210								
Stourbridge Junction			0706	0734	0819	0922	0939	1009	1039	1109	1139	1209								
Hagley			0709	0737	0823	0925		1012		1112		1212								
Blakedown			0712	0740	0826	0928														
Kidderminster			0717	0745	0831	0933	0947	1018	1047	1118	1147	1218								
Hartlebury			0722				0952		1052		1152									
Droitwich Spa		0720	0731	0756	0820	0842	0920	0944	1000	1020	1030	1100	1120	1130	1200	1220	1230			
Worcester Shrub Hill	a		0740	0805				0952		1038										
Worcester Shrub Hill	d	0630	0645	0745	0811	0841		0941	1016							1141	1214			
Worcester Foregate St	a	0632	0648	0730	0748	0813	0830	0844	0851	0930	0944	1009	1018	1030	1045	1109	1130			
Worcester Foregate St	d	0632	0648	0732	0749	0813	0832	0845	0932	0945	1019	1032	1047	1110	1132	1147	1209	1218	1230	1239
Malvern Link		0642	0657	0742	0758	0822	0842	0854	0942	0954	1028	1042	1056	1119	1142					1242
Great Malvern		0645	0700	0745	0802	0827	0845	0900	0945	1000	1033	1045	1108	1123	1145					1245
Colwall		0650	0750		0850		0950		1050			1114	1150							1250
Ledbury		0659	0759		0859		0959		1059			1124	1159							1259
Hereford		0719	0819		0919		1019				1119	1140	1219							1319

	GW	GW	GW		GW	GW		GW	GW		GW	GW	XC									
Birmingham Moor Street	1209	1239	1309		1339	1409		1439	1509		1539	1609	1709									
Birmingham Snow Hill	1213	1243	1313		1343	1413		1443	1513		1543	1613	1713									
Birmingham New St		1249		1349		1449				1549	1619		1719	1730								
\$ University		1255		1355		1455				1555			1655	1736								
Barnt Green																						
Bromsgrove		1310		1410		1510				1610	1642		1740	1750								
Stourbridge Junction	1239	1309	1339	1409	1439	1509	1539	1609	1639	1709	1741		1741									
Hagley		1312		1412		1512				1612												
Blakedown																						
Kidderminster	1247	1318	1347	1418	1447	1518	1547	1618	1647	1718			1751									
Hartlebury	1252	1332	1352	1452			1552		1652				1756									
Droitwich Spa	1300	1320	1330	1400	1420	1430	1500	1520	1530	1600	1620	1630	1700	1720	1730	1750	1804					
Worcester Shrub Hill	a		1338	1439	1538																	
Worcester Shrub Hill	d	1248		1344	1415	1444		1545	1614			1642				1742						
Worcester Foregate St	a	1250	1309	1330	1346	1409	1417	1430	1446	1509	1530	1548	1609	1617	1630	1639	1644	1709	1730	1739	1744	
Worcester Foregate St	d	1252	1310	1332	1348	1418	1432	1446	1532	1549	1617	1632	1646	1710	1732	1747						
Malvern Link	1301	1319	1342	1357	1427	1442	1455	1542	1558	1626	1642	1655	1719	1742	1756							
Great Malvern	1308	1323	1345	1403	1432	1445	1459	1545	1604	1632	1645	1700	1723	1745	1801							
Colwall	1314		1350		1450		1550		1650			1750										
Ledbury	1324		1359		1459		1559		1659			1759										
Hereford	1340		1419		1519		1619		1719			1819										

	GW	GW	GW	GW	GW	GW	GW								
Birmingham Moor Street	1729	1739	1819	1849	1924	1953	2052	2152	2257						
Birmingham Snow Hill	1733	1743	1823	1853	1928	1956	2056	2156	2301						
Birmingham New St	1749		1849	1919		2059		2210							
\$ University	1755		1855	1925		2105									
Barnt Green															
Bromsgrove	1810		1910	1940		2120									
Stourbridge Junction		1759	1809	1849	1923	1957	2025	2125	2225	2330					
Hagley		1803	1813	1852	1926	2001	2028	2128	2228	2334					
Blakedown		1806	1816	1855	1929	2004	2031	2131	2231	2337					
Kidderminster		1812	1822	1900	1934	2009	2036	2136	2236	2342					
Hartlebury		1817	1827	1905	1939	2014	2041	2141	2241	2347					
Droitwich Spa	1820	1826	1837	1914	1920	1946	1951	2022	2048	2130	2148	2235	2250	2354	
Worcester Shrub Hill	a	1827	1835	1927	1954	2031	2056	2137	2156	2243	2257	0005			
Worcester Shrub Hill	d	1820	1831	1854	1935	1942	2020	2046	2059	2147	2206	2302			
Worcester Foregate St	a	1822	1833	1846	1856	1923	1937	1944	1959	2022	2049	2101	2149	2209	2304
Worcester Foregate St	d	1823	1835		1858	1923	1938		2001	2023	2050	2102	2150	2210	2305
Malvern Link	1832	1845		1907	1933	1948			2011	2032	2059	2111	2159	2219	2314
Great Malvern	1836	1848		1911	1937	1950			2025	2035	2103	2115	2202	2225	2316
Colwall		1853		1917			2031		2109		2207				
Ledbury		1901		1929			2039		2119		2215				
Hereford		1919		1945			2102		2135		2235				

	GW	GW B	GW C	GW	GW	GW	GW	GW	GW	GW	GW													
Birmingham Moor Street	0924			1015	1115		1215	1315		1415	1515	1615	1702	1715										
Birmingham Snow Hill	0928			1022	1122		1222	1322		1422	1522	1622	1706	1722										
Birmingham New St		1000				1200			1400			1558												
§ University		1006				1206			1406			1604												
Barnet Green																								
Bromsgrove		1020				1220			1420			1618												
Stourbridge Junction	0954			1047	1147		1247	1347		1447	1547		1647	1724	1747									
Hagley	0957			1051	1151		1251	1351		1451	1551		1651	1727	1751									
Blakedown				1054	1154		1254			1454														
Kidderminster	1003			1059	1159		1259	1357		1459	1557		1657	1733	1757									
Hartlebury																								
Droitwich Spa	1015	1030		1111	1211	1232		1311	1408		1430	1511	1608	1628	1708	1745	1809							
Worcester Shrub Hill a	1022	1037		1119	1219	1240				1437				1636		1752								
Worcester Shrub Hill d	0906	0943	1030	1036	1051	1104	1107	1133	1209	1247	1311	1320	1417	1431	1451	1511	1604	1639	1709	1802	1819			
Worcester Foregate St a	0908	0946	1032	1038	1053	1106	1110	1135	1211	1249	1314	1320	1417	1433	1453	1514	1520	1607	1617	1642	1712	1717	1804	1819
Worcester Foregate St d	0909	0946	1032	1040	1054	1108	1111	1135	1213	1250	1315			1434	1454	1516				1642	1713			
Malvern Link	0918	1041	1052	1103	1117	1120	1144	1222		1259	1324			1443	1503	1525				1651	1722			
Great Malvern	0921	0958	1045	1054	1106	1124	1125	1148	1225		1302	1329		1445	1506	1529				1703	1726			
Colwall	0926				1111	1130	1131			1307	1335			1511	1535					1709	1732			
Ledbury	0933				1118	1139	1140			1315	1351			1518	1544					1716	1740			
Hereford	0951			1134	1156	1157				1332	1407			1534	1601					1734	1756			

	GW	GW	GW	GW	GW	GW	GW	GW	GW		
Birmingham Moor Street		1815		1915		2015		2143	2252		
Birmingham Snow Hill		1822		1922		2022		2146	2256		
Birmingham New St	1758		1900		2000		2100		2205		
§ University	1804		1906		2006		2106		2211		
Barnet Green											
Bromsgrove	1818		1920		2020		2120		2225		
Stourbridge Junction		1847		1947		2047		2210	2322		
Hagley		1851		1951		2051		2214	2325		
Blakedown		1854									
Kidderminster		1859		1957		2057		2220	2331		
Hartlebury											
Droitwich Spa	1828	1911	1930		2009	2030	2109	2130	2231	2236	2343
Worcester Shrub Hill a	1837	1919	1937		2017	2044	2117	2137	2239	2245	2351
Worcester Shrub Hill d	1839	1910	1942	2016		2058	2122	2141	2210		2251
Worcester Foregate St a	1842	1912	1944	2018		2100	2124	2143	2213		2253
Worcester Foregate St d	1842	1913		2020			2125	2144	2214		2254
Malvern Link	1851	1922		2029			2134	2153	2223		2303
Great Malvern	1859	1924		2033			2139	2156	2226		2307
Colwall	1904			2039					2201		
Ledbury	1912			2048					2209		
Hereford	1930			2104					2227		



1 January to 19 May 2018
Including trains via Stourbridge Junction
and Kidderminster

train times

14

Check times & fares
National Rail Enquiries
03457 48 49 50
nationalrail.co.uk

Buy online
westmidlandsrailway.co.uk
get any UK train ticket – no booking fees

Contact us
0333 311 0039
(standard call rates)
westmidlandsrailway.co.uk/contact-us

Follow us on Twitter
@WestMidRailway

Like us on Facebook
facebook.com/westmidlandsrailway
Assisted travel

0333 311 0039
for help getting on or off the train

Information correct at time of going to press
(November 2017)

Hereford – Worcester – Birmingham

Mondays to Fridays

	GW	GW		GW		GW	XC		XC		GW		GW		GW
↻ Hereford	0447			0528					0642		0709		0732		0845
Ledbury	0504			0545					0702		0725		0750		0906
Colwall	0512			0553					0709		0731		0757		0912
↻ Great Malvern	0517	0548		0559			0647	0702	0715		0737		0807	0840	0850 0917 0954
Malvern Link	0521	0551		0603			0650	0705	0720		0740		0810	0843	0853 0920 0958
↻ Worcester Foregate St a	0531	0559		0613			0658	0714	0729		0748		0819	0851	0903 0930 1008
↻ Worcester Foregate St d	0532	0602		0614			0653 0659	0714	0731		0749		0802 0824	0825 0839 0852	0903 0930 1009 1016
↻ Worcester Shrub Hill a	0535			0617			0655 0701	↓	0718	0734		0751		0828 0841	0906 0933 1012
↻ Worcester Shrub Hill d	0530	↓		0612	0626 0635 0650		0706	0723	↓	0733		0735 0755		0845	0936 0952
Droitwich Spa	0538	0611	↓	0620	0633 0643 0703		0713	0723	↓	0733		0743 0805	0811 0833	0853 0901	0912 0943 1000 1025
Hartlebury		↓		0627	0650 0710		↓	0730				↓	0818	↓	0919 1032
↻ Kidderminster	0548	↓		0633	0656 0716		↓	0736			0754		0824	0906	0925 1010 1038
Blakedown		↓		0637	0700 0720		↓	0740			0759		0828	0910	0929
Hagley		↓		0641	0704 0724		↓	0744			0803		0831	0914	0933 1044
↻ Stourbridge Junction	0556	↓		0649	0708 0728		↓	0748			0807		0835	0918	0937 1018 1048
↻ Bromsgrove		↓		0621			0723				0749		0824		0843 0911 0953 1018
↻ Barnt Green															
§ University		0640			0700			0740	0800	0809	0830	0839	0900	0930	1010
↻ ↻ Birmingham New St		0649			0709			0749	0809	0816	0839	0845	0909	0939	1019
↻ ↻ Birmingham Snow Hill	0627			0722	0738 0759		0815				0835		0907	0945	1004 1045 1115
↻ Birmingham Moor Street	0637			0727	0743 0805		0819				0839		0910	0949	1009 1049 1119

		GW	GW		GW		GW	GW		GW		GW		GW	GW
↻ Hereford		0939			1039		1139	1209		1239		1341		1439	1514 1539
Ledbury		0958			1058		1158	1227		1258		1400		1458	1531 1558
Colwall		1005			1105		1205	1234		1305		1405		1505	1539 1605
↻ Great Malvern		1010	1048	1059	1110 1135		1210	1240 1251		1310	1400 1410	1450	1510 1521	1545	1610
Malvern Link		1013	1051	1102	1113 1138		1213	1244 1254		1313	1403 1413	1453	1513 1524	1550	1613
↻ Worcester Foregate St a		1022	1101	1110	1122 1148		1222	1253 1303		1322	1412 1423	1503	1522 1533	1559	1622
↻ Worcester Foregate St d		1024	1103	1115	1116 1124 1151	1200 1216	1224	1255 1303		1324 1351	1355 1416 1424	1503	1524 1533	1551 1601 1613 1622	
↻ Worcester Shrub Hill a			1106	1117		1203		1258 1306			1358		1506		1536 1554 1604
↻ Worcester Shrub Hill d								1252					1452	1517	1547
Droitwich Spa		1033	1100		1125 1133 1200		1225 1233 1300			1317	1325 1333 1400	1425 1433 1500	1525 1533 1555	1622 1633	
Hartlebury					1132		1232			1332	1432		1532		1629
↻ Kidderminster					1138		1238		1310	1338	1410	1438	1510	1538	1606 1635
Blakedown														1542	1610 1640
Hagley					1144		1244			1344		1444		1546	1614 1644
↻ Stourbridge Junction					1148		1248		1318	1348	1418	1448	1550	1618	1648
↻ Bromsgrove		1043			1143		1243				1343		1443		1543 1643
↻ Barnt Green															1649
§ University		1100			1200		1300				1400		1500		1600 1700
↻ ↻ Birmingham New St		1109			1209		1309				1409		1509		1609 1709
↻ ↻ Birmingham Snow Hill					1215	1245	1315 1345		1415	1445	1515	1545	1616	1645	1718
↻ Birmingham Moor Street					1219	1249	1319 1349		1419	1449	1519	1549	1619	1649	1724

		GW		GW		GW	GW		GW		GW	GW		GW
↻ Hereford				1639		1739		1848		1950		2056		2129 2151 2259
Ledbury				1657		1758		1904		2009		2114		2145 2211 2315
Colwall				1704		1805		1910		2015		2120		2151 2218 2322
↻ Great Malvern			1648	1709	1741	1810		1834 1850 1915		1942 2020	2125 2136	2156	2224 2327	
Malvern Link			1651	1712	1744	1813		1838 1853 1918		1946 2022	2128 2139	2159	2230	
↻ Worcester Foregate St a			1701	1721	1752	1823		1847 1903 1926		1956 2031	2136 2148	2207	2234 2339	
↻ Worcester Foregate St d	1634	1647	1702	1715	1724 1726 1753 1756 1824		1846	1848 1903 1928 1946	1957 2031	2051 2059	2137 2149	2210	2217 2236 2340	
↻ Worcester Shrub Hill a	1636	↓	1704	↓	1729 1800		↓	1851 1906	↓	2000 2034	2102 2139	2151	2219 2239 2347	
↻ Worcester Shrub Hill d	1640	↓	↓	↓	↓		↓	↓	↓	2037			2154	2227
Droitwich Spa	1648	1655	↓	1725 1733		1805 1833 1845 1855		1937 1955	2045	2100		2202	2219	2235
Hartlebury			↓	1732		↓	1902			2002		↓		2242
↻ Kidderminster	1701	1706	↓	1738		1815	1855 1910		2010	2113		2213	2251	
Blakedown			↓	1742		↓	1859 1915		2015	2117		2217		
Hagley		↓	1714	1746		1821	1903 1918		2018	2121		2221		
↻ Stourbridge Junction	1712	1718	↓	1750		1825	1906 1925		2025	2125		2225	2300	
↻ Bromsgrove				1743		1842		1947		2055			2229	
↻ Barnt Green						1849								
§ University					1800				2010		2114		2244	
↻ ↻ Birmingham New St					1809		1909		2018		2120		2254	
↻ ↻ Birmingham Snow Hill		1739	1745	1817		1855	1934 1955		2055		2155		2255	2329
↻ Birmingham Moor Street		1744	1749	1824		1859	1959		2059		2159		2259	2336

	GW		GW	XC	GW	GW	GW	GW	GW	GW	GW	GW	GW							
Hereford					0617		0713	0739		0839		0939	1039							
Ledbury					0634		0730	0758		0858		0958	1058							
Colwall					0642		0738	0805		0905		1005	1105							
Great Malvern	0554	0622	0648	0717	0744	0810	0843	0900	0910	0945	1010	1045	1057	1110						
Malvern Link	0558	0625	0652	0720	0748	0813	0847	0902	0913	0949	1013	1049	1100	1113						
Worcester Foregate St	0607	0632	0701	0727	0757	0821	0856	0912	0922	0958	1022	1058	1109	1122						
Worcester Foregate St d	0609	0634	0703	0728	0747	0759	0824	0856	0916	0924	1000	1016	1024	1100	1110	1124				
Worcester Shrub Hill		0612	0706		0731	0802		0901			1003			1103	1112					
Worcester Shrub Hill d	0544	0607		0625	0701		0735	0815			0948	0956		1052		1117				
Droitwich Spa	0552	0615		0633	0643	0709	0743	0756	0823	0833	0905	0925	0933	0956	1004	1025	1033	1100	1105	1113
Hartlebury	0559			0640	0716			0831	0831	0932	0932			1032		1032				1132
Kidderminster	0605			0646	0722			0806	0836	0916	0938	1006		1038		1110				1138
Blakedown	0609			0650	0726			0811	0841											
Hagley	0613			0654	0730			0814	0844			0944				1044				1144
Stourbridge Junction	0617			0701	0735			0819	0848	0927	0948			1014		1048				1148
Bromsgrove				0653			0744	0753		0843		0943		1013		1043	1114			1143
Barnt Green																				
University				0710			0800	0810		0900		1000				1100				1200
Birmingham New St		0648		0718			0808	0818		0909		1009		1042		1109	1138			1209
Birmingham Snow Hill	0647			0732	0805		0845	0915	0956	1015	1041	1115			1109	1138	1145			1215
Birmingham Moor Street	0652			0739	0809		0849	0919	1000	1019	1049	1119					1149			1219

	GW	GW	GW		GW	GW		GW	GW	GW	GW	GW	GW	GW											
Hereford					1139		1213	1239		1339		1439	1513	1539	1639										
Ledbury					1158		1230	1258		1358		1458	1530	1558	1658										
Colwall					1205		1238	1305		1405		1505	1538	1605	1705										
Great Malvern	1137			1210	1246	1310	1337	1410	1435	1450	1510	1532	1544	1610	1635	1650	1710								
Malvern Link	1139			1213	1250	1313	1339	1413	1439	1453	1513	1534	1548	1613	1639	1653	1713								
Worcester Foregate St	1148			1222	1259	1322	1348	1422	1453	1503	1522	1544	1557	1622	1653	1703	1722								
Worcester Foregate St d	1151	1206	1216	1224	1241	1251	1301	1324	1351	1416	1424	1457	1503	1516	1524	1547	1559	1614	1624	1647	1657	1704	1724	1747	
Worcester Shrub Hill		1209		1243			1304					1500	1506				1602			1700	1706				
Worcester Shrub Hill d								1317					1452												
Droitwich Spa	1200	1225	1233	1300	1325	1333	1400	1425	1433	1500		1525	1533	1556	1604	1623	1633	1656			1723	1733	1756		
Hartlebury		1232			1332		1432					1532				1631								1731	
Kidderminster	1210	1238		1310	1338	1410	1438	1510				1538	1610		1636	1706			1736				1806		
Blakedown															1641	1711							1811		
Hagley		1244			1344		1444					1544			1644	1714							1814		
Stourbridge Junction	1218	1248		1318	1348	1418	1448	1518				1548	1618		1648	1718							1818		
Bromsgrove			1243			1343		1443				1543		1613		1643							1813		
Barnt Green																									
University				1300			1400			1500			1600			1700								1800	
Birmingham New St			1309			1409		1509				1609		1645		1709								1809	
Birmingham Snow Hill	1245	1315	1345	1415	1445	1515	1545	1615	1645			1715	1745			1815								1845	
Birmingham Moor Street	1249	1319	1349	1419	1449	1519	1549	1619	1649			1719	1749			1819								1857	

	GW	GW	GW	GW	GW	GW	XC	GW							
Hereford		1739		1911	1959	2020		2135	2249						
Ledbury		1758		1928	2015	2041		2151	2305						
Colwall		1805		1934	2022	2048		2157	2311						
Great Malvern	1745	1759	1810	1835	1850	1939	2027	2054	2115	2130	2203	2241	2317		
Malvern Link	1749	1801	1813	1838	1853	1942	2030	2058	2118	2132	2206	2245	2320		
Worcester Foregate St	1758	1811	1822	1847	1904	1951	2038	2109	2127	2142	2214	2254	2328		
Worcester Foregate St d	1800	1812	1824	1848	1851	1905	1951	2004	2040	2111	2128	2142	2215	2256	2329
Worcester Shrub Hill	1803	1814		1850		1907		2007		2114	2130	2145	2218	2259	2336
Worcester Shrub Hill d		1817					2052			2154		2247			
Droitwich Spa	1825	1833	1900	2000	2049	2100		2202		2255					
Hartlebury			1907	2007		2107									
Kidderminster	1837		1913	2013		2113		2213		2305					
Blakedown	1841		1917	2017		2117		2217		2310					
Hagley	1845		1921	2021		2121		2221		2314					
Stourbridge Junction	1850		1925	2025		2125		2225		2318					
Bromsgrove		1843			2059		2144								
Barnt Green															
University		1900			2114		2201								
Birmingham New St		1909			2120		2207								
Birmingham Snow Hill	1916		1955	2055	2154		2255	2336							
Birmingham Moor Street	1919		1959	2059	2159		2259	2339							

	GW			GW			GW	GW	GW			GW	GW	GW													
Hereford	1005			1202			1332	1405	1432				1609	1634	1809												
Ledbury	1022			1218			1351	1422	1452				1625	1652	1825												
Colwall	1029			1225			1358	1429	1459				1632	1700	1832												
Great Malvern	0907	0925	1007	1034	1057	1114	1207	1230	1315	1407	1434	1509	1532	1637	1705	1837											
Malvern Link	0909	0928	1009	1037	1059	1118	1209	1233	1319	1411	1437	1513	1535	1640	1709	1840											
Worcester Foregate St a	0919	0936	1018	1045	1117	1127	1219	1241	1327	1419	1445	1521	1543	1648	1719	1848											
Worcester Foregate St d	0901	0920	0937	1026	1046	1118	1128	1220	1242	1326	1328	1424	1426	1446	1524	1528	1545	1626	1628	1649	1724	1727	1826	1826	1849		
Worcester Shrub Hill a	0903	0922	0939	↓	1048	1120	1130	1222	1244	↓	1331	1427	↓	1448	1527	↓	↓	↓	1631	1651	1727	↓	1829	↓	1851		
Worcester Shrub Hill d	0905	0926	↓	1058	1126	↓	↓	1226	1255	↓	↓	↓	↓	1455	↓	↓	↓	↓	↓	↓	↓	↓	1757	↓	1855		
Droitwich Spa	0914	0935	↓	1035	1106	1135	↓	1235	1303	1335	↓	↓	↓	1435	1503	↓	↓	↓	1537	1554	1635	↓	1703	1736	1805	1835	1903
Hartlebury	↓	↓	↓	↓	↓	↓	↓	↓	↓	↓	↓	↓	↓	↓	↓	↓	↓	↓	↓	↓	↓	↓	↓	↓	↓	↓	
Kidderminster	0945	↓	1045	↓	1145	↓	↓	1245	↓	1345	↓	↓	↓	1445	↓	↓	↓	↓	1547	1604	1645	↓	↓	1746	↓	1845	
Blakedown	0949	↓	↓	↓	↓	↓	↓	1249	↓	↓	↓	↓	↓	1449	↓	↓	↓	↓	↓	↓	↓	↓	↓	↓	↓	↓	
Hagley	0953	↓	1051	↓	1151	↓	↓	1253	↓	1351	↓	↓	↓	1453	↓	↓	↓	↓	1553	1613	1651	↓	↓	1755	↓	1851	
Stourbridge Junction	0957	↓	1057	↓	1157	↓	↓	1257	↓	1357	↓	↓	↓	1457	↓	↓	↓	↓	1557	1617	1657	↓	↓	1759	↓	1855	
Bromsgrove	0924	↓	↓	1115	↓	↓	↓	↓	↓	1313	↓	↓	↓	↓	↓	↓	↓	↓	↓	↓	↓	↓	↓	↓	↓	↓	
Barnt Green	↓	↓	↓	↓	↓	↓	↓	↓	↓	↓	↓	↓	↓	↓	↓	↓	↓	↓	↓	↓	↓	↓	↓	↓	↓	↓	
University	0940	↓	↓	1131	↓	↓	↓	↓	↓	1331	↓	↓	↓	↓	↓	↓	↓	↓	↓	↓	↓	↓	↓	↓	↓	↓	
Birmingham New St	0948	↓	↓	1138	↓	↓	↓	↓	↓	1338	↓	↓	↓	↓	↓	↓	↓	↓	↓	↓	↓	↓	↓	↓	↓	↓	
Birmingham Snow Hill	1022	↓	1122	↓	1222	↓	↓	1322	↓	1422	↓	↓	↓	1522	↓	↓	↓	↓	1623	1636	1722	↓	↓	1824	↓	1921	
Birmingham Moor Street	1029	↓	1129	↓	1229	↓	↓	1329	↓	1429	↓	↓	↓	1529	↓	↓	↓	↓	1629	1645	1729	↓	↓	1829	↓	1925	

	GW	GW	GW	GW				
Hereford	1830	↓	2005	2239				
Ledbury	1849	↓	2022	2258				
Colwall	1856	↓	2029	2305				
Great Malvern	1912	↓	2015	2037	2210	2310		
Malvern Link	1916	↓	2018	2040	2212	2312		
Worcester Foregate St a	1925	↓	2027	2048	2222	2322		
Worcester Foregate St d	1930	↓	1949	2028	2049	2118	2223	2323
Worcester Shrub Hill a	1933	↓	1951	2030	2051	2120	2225	2327
Worcester Shrub Hill d	1938	1955	↓	2038	2055	2125	2229	↓
Droitwich Spa	1946	2003	↓	2046	2103	2133	2237	↓
Hartlebury	↓	↓	↓	↓	↓	↓	↓	↓
Kidderminster	1956	↓	2056	↓	2143	2247	↓	↓
Blakedown	↓	↓	↓	↓	↓	↓	↓	↓
Hagley	2003	↓	2103	↓	2149	2253	↓	↓
Stourbridge Junction	2007	↓	2107	↓	2153	2257	↓	↓
Bromsgrove	↓	2013	↓	2113	↓	↓	↓	↓
Barnt Green	↓	↓	↓	↓	↓	↓	↓	↓
University	↓	2031	↓	2131	↓	↓	↓	↓
Birmingham New St	↓	2038	↓	2138	↓	↓	↓	↓
Birmingham Snow Hill	2033	↓	2133	↓	2219	2325	↓	↓
Birmingham Moor Street	2037	↓	2137	↓	2223	↓	↓	↓

Holiday periods

We will be running amended timetables over Christmas, Easter and May bank holidays. Details will be available in online journey planners and information displayed at our stations.

Bring your bike

Bikes (except tandems) are welcome on board our trains in the Midlands, but space can be very limited during peak hours. Cycles must not obstruct doorways and please ensure that your bike does not pose a risk to other passengers. For more information please go to westmidlandsrailway.co.uk/cycles

Getting assistance at the station

Call us on 0333 311 0039 if you need some help getting on or off our trains and we'll make the necessary arrangements. Please give at least 24 hours notice if possible.

Onward travel

You can find details of all local train, bus and Metro services within the West Midlands – including times and fares – at networkwestmidlands.com

Transport for West Midlands

As the local co-ordinating body for public transport, Transport for West Midlands welcomes suggestions relating to bus, rail and metro services in the Network West Midlands area.

web: tfwm.org.uk
 email: customerservices@tfwm.org.uk
 twitter: [@TransportforWM](https://twitter.com/TransportforWM)
 tel: 0345 303 6760
 post: 16 Summer Lane, Birmingham, B19 3SD

Rail User Groups

If you'd like to be more involved with the development of rail services, why not join your local rail user group.

Stourbridge Line User Group
 Don Barton, Chairman
 web: stourbridgelineusergroup.info
 email: contactus@stourbridgelineusergroup.info

Transport Focus








web: transportfocus.org.uk
 email: advice@transportfocus.org.uk
 twitter: [@transportfocus](https://twitter.com/transportfocus)
 tel: 0300 123 2350
 post: Freepost (RTEH-XAGE-BYKZ),
 Transport Focus, PO Box 5594,
 Southend-on-Sea, SS1 9PZ

Other timetables for the Snow Hill lines

Dorridge – Solihull – Birmingham: Guide 8
 Stratford – Shirley – Birmingham: Guide 9

West Midlands Railway

is operated by West Midlands Trains Ltd.

 PLUSBUS through ticketing available
 connection with Midland Metro Line 1
 operated by 2 coach train
 operated by 3 coach train
 operated by 4 coach train
 operated by 5 coach train
 operated by 6 coach train

Services operated by West Midlands Railway unless otherwise shown.

AW operated by Arriva Trains Wales
CH operated by Chiltern Railways
LN operated by London Northwestern Railway

a arrival time
d departure time

A starts from Great Malvern. See guide 14
B starts from Hereford. See guide 14
C continues to Great Malvern. See guide 14

SO train only runs on Saturdays
SX train runs Mondays to Fridays

Special events and maintenance work

Changes to our planned timetable can occur at short notice. Online journey planners provide the most up-to-date information. Please check before you travel.

Off-Peak travel

Certain Off-Peak tickets are not valid on trains leaving Birmingham New Street/Moor Street/Snow Hill, Five Ways and Jewellery Quarter between 1635-1800 Mondays to Fridays. Please check before you travel.



Like most rail companies we operate a penalty fares system on our services, anyone without a valid ticket will be liable to pay the penalty fare. Find out more at westmidlandsrailway.co.uk/penaltyfares

Table with 24 columns and 24 rows for Saturday routes. Columns are labeled CH, CH. Rows include destinations like Worcester Foregate Street, Worcester Shrub Hill, Droitwich Spa, etc.

Table with 24 columns and 24 rows for Saturday routes. Columns are labeled CH, CH. Rows include destinations like Worcester Foregate Street, Worcester Shrub Hill, Droitwich Spa, etc.

Table with 24 columns and 24 rows for Saturday routes. Columns are labeled CH, CH. Rows include destinations like Worcester Foregate Street, Worcester Shrub Hill, Droitwich Spa, etc.

Table with 24 columns and 24 rows for Sunday routes. Columns are labeled CH, CH. Rows include destinations like Worcester Foregate Street, Worcester Shrub Hill, Droitwich Spa, etc.



10 train times

10 December 2017 to 19 May 2018
Including details of direct trains to /from Stourbridge, Kidderminster and Worcester and connections to Shrewsbury, Liverpool and Birmingham International at Smethwick Galton Bridge

Check times & fares
National Rail Enquiries
03457 48 49 50
nationalrail.co.uk

Buy online
westmidlandrailway.co.uk
get any UK train ticket – no booking fees

Contact us
0333 311 0039
(standard call rates)
westmidlandrailway.co.uk/contact-us

Follow us on Twitter
@WestMidRailway

Like us on Facebook
facebook.com/westmidlandrailway
Assisted travel
0333 311 0039

for help getting on or off the train

Information correct at time of going to press
(November 2017)

Birmingham – Worcester

Mondays to Fridays

	4	5	6	7	8	9	10	11	12	13	14	15	16	17	18	19	20	21	22	23	24	25	26	27	28	29	30	31				
Stratford-upon-Avon							0652		0719	0726						0826												1026				
Whitlocks End							0726		0749		0807					0837												1003	1026			
↳ Dorridge	0540	↓	↓	0654	0709	↓	0734	↓	0756	↓	0809	0825	↓	0846	↓	0900	↓	0919	↓	0929	↓	0946	↓	1000	↓	1009	↓	1029	↓	1046	↓	1100
↳ Solihull	0548			0702	0717	↓	0742	↓	0804	↓	0817	0833	↓	0854	↓													1037	↓	1054	↓	
↳ Birmingham Moor Street	0604	0649	0709	0719	0733	0749	0758	0808	0819	0828	0834	0849	0858	0909	0918					0939	0949	0959	1009	1018	1029	1039	1049	1059	1109	1118		
↳ Birmingham Snow Hill	0607	0653	0713	0723	0737	0753	0802	0813	0823	0833	0843	0853	0901	0913	0923	0933	0943	0953	1003	1013	1023	1033	1043	1053	1103	1113	1123					
↳ Jewellery Quarter	0610	0655	0715	0725	0739	0755	0804	0815	0825	0835	0845	0855	0904	0915	0925	0935	0945	0955	1005	1015	1025	1035	1045	1055	1105	1115	1125					
↳ The Hawthorns	0614	0659	0719	0729	0743	0759	0808	0819	0829	0839	0849	0859	0908	0919	0929	0939	0949	0959	1009	1019	1029	1039	1049	1059	1109	1119	1129					
↳ Smethwick Galton Bridge	0617	0702	0722	0732	0746	0802	0811	0822	0832	0842	0852	0902	0911	0922	0932	0942	0952	1002	1012	1022	1032	1042	1052	1102	1112	1122	1132					
↳ Langley Green	0620	0705	↓	0735	↓	0805	0814	↓	0845	↓	0905	↓	0935	↓	1005	↓	1035	↓	1105	↓	1135	↓	1205	↓	1275	↓	1345	↓	1415	↓	1485	
↳ Rowley Regis	0623	0709	0729	0739	0752	0808	0818	0828	0838	0848	0858	0908	0917	0928	0938	0948	0958	1008	1018	1028	1038	1048	1058	1108	1118	1128	1138					
↳ Old Hill	0626	0712	↓	0742	↓	0812	0821	↓	0852	↓	0922	0932	0942	↓	1012	↓	1042	↓	1112	↓	1142	↓	1212	↓	1282	↓	1352	↓	1422	↓	1492	
↳ Cradley Heath	0629	0715	0733	0745	0757	0815	0824	0833	0843	0855	0903	0915	0922	0933	0945	0953	1003	1015	1023	1033	1045	1053	1103	1115	1123	1133	1145					
↳ Lye	0632	0718	↓	0748	↓	0818	0827	↓	0858	↓	0928	0938	0948	↓	1018	↓	1048	↓	1118	↓	1148	↓	1218	↓	1288	↓	1358	↓	1428	↓	1498	
↳ Stourbridge Junction a	0636	0722	0740	0752	0803	0821	0831	0840	0848	0902	0908	0922	0927	0938	0952	0958	1008	1022	1028	1038	1052	1058	1108	1122	1128	1138	1152					
↳ Stourbridge Junction d	0636	0722	↓	0752	↓	0822	0831	↓	0902	0909	↓	0912	0933	↓	1003	1012	↓	1033	↓	1103	1112	↓	1133	↓	1203	↓	1273	↓	1343	↓	1413	
↳ Hagley	0640	0726	↓	0756	↓	0826	0835	↓	0912	↓	0933	↓	1003	1012	↓	1033	↓	1103	1112	↓	1133	↓	1203	↓	1273	↓	1343	↓	1413	↓	1483	
↳ Blakedown	0643	0729	↓	0759	↓	0829	0838	↓	0915	↓	0936	↓	1006	↓	1036	↓	1106	↓	1136	↓	1206	↓	1276	↓	1346	↓	1416	↓	1486	↓	1556	
↳ Kidderminster	0648	0734	↓	0804	↓	0834	0843	↓	0910	0920	↓	0940	0947	↓	1010	1018	↓	1040	1047	↓	1110	1118	↓	1140	1147	↓	1217	↓	1287	↓	1357	
↳ Hartlebury	0657	0743	↓	0813	↓	0843	↓	0919	↓	0940	↓	1010	1018	↓	1040	1047	↓	1110	1118	↓	1140	1147	↓	1217	↓	1287	↓	1357	↓	1427	↓	1497
↳ Droitwich Spa	0658	0747	↓	0817	↓	0847	↓	0923	↓	0944	↓	1014	1022	↓	1044	1052	↓	1114	1122	↓	1144	1152	↓	1214	↓	1284	↓	1354	↓	1424	↓	1494
↳ Worcester Shrub Hill	0659	0748	↓	0819	↓	0849	↓	0925	↓	0946	↓	1016	1024	↓	1046	1054	↓	1116	1124	↓	1146	1154	↓	1216	↓	1286	↓	1356	↓	1426	↓	1496
↳ Worcester Foregate Street	0709	0757	↓	0833	↓	0858	↓	0934	↓	0955	↓	1025	1033	↓	1063	1071	↓	1133	1141	↓	1171	1179	↓	1249	↓	1319	↓	1389	↓	1459	↓	1529

	4	5	6	7	8	9	10	11	12	13	14	15	16	17	18	19	20	21	22	23	24	25	26	27	28	29	30	31									
Stratford-upon-Avon							1103		1126		1203		1226		1303		1326		1403		1426		1503		1526		1603		1626		1703		1726				
Whitlocks End							1119	↓	1140	↓	1200	↓	1219	↓	1237	↓	1254	↓	1309	↓	1319	↓	1337	↓	1354	↓	1409	↓	1417	↓	1437	↓	1454	↓	1509	↓	1529
↳ Dorridge	1109	↓	1129	↓	1146	↓	1209	↓	1229	↓	1246	↓	1309	↓	1329	↓	1346	↓	1409	↓	1429	↓	1446	↓	1509	↓	1517	↓	1537	↓	1599	↓	1629				
↳ Solihull	1117	↓	1137	↓	1154	↓	1217	↓	1237	↓	1254	↓	1317	↓	1337	↓	1354	↓	1417	↓	1437	↓	1454	↓	1517	↓	1537	↓	1599	↓	1629						
↳ Birmingham Moor Street	1129	1139	1149	1159	1209	1218	1229	1239	1249	1259	1309	1318	1329	1339	1349	1359	1409	1418	1429	1439	1449	1459	1509	1518	1529	1539	1549	1559									
↳ Birmingham Snow Hill	1133	1143	1153	1203	1213	1223	1233	1243	1253	1303	1313	1323	1333	1343	1353	1403	1413	1423	1433	1443	1453	1503	1513	1523	1533	1543	1553										
↳ Jewellery Quarter	1135	1145	1155	1205	1215	1225	1235	1245	1255	1305	1315	1325	1335	1345	1355	1405	1415	1425	1435	1445	1455	1505	1515	1525	1535	1545	1555										
↳ The Hawthorns	1139	1149	1159	1209	1219	1229	1239	1249	1259	1309	1319	1329	1339	1349	1359	1409	1419	1429	1439	1449	1459	1509	1519	1529	1539	1549	1559										
↳ Smethwick Galton Bridge	1142	1152	1202	1212	1222	1232	1242	1252	1302	1312	1322	1332	1342	1352	1402	1412	1422	1432	1442	1452	1502	1512	1522	1532	1542	1552	1602										
↳ Langley Green	1148	1158	1208	1218	1228	1238	1248	1258	1308	1318	1328	1338	1348	1358	1408	1418	1428	1438	1448	1458	1508	1518	1528	1538	1548	1558	1608										
↳ Rowley Regis	1148	1158	1208	1218	1228	1238	1248	1258	1308	1318	1328	1338	1348	1358	1408	1418	1428	1438	1448	1458	1508	1518	1528	1538	1548	1558	1608										
↳ Old Hill	1153	1203	1213	1223	1233	1243	1253	1303	1313	1323	1333	1343	1353	1403	1413	1423	1433	1443	1453	1503	1513	1523	1533	1543	1553	1603	1615										
↳ Cradley Heath	1153	1203	1213	1223	1233	1243	1253	1303	1313	1323	1333	1343	1353	1403	1413	1423	1433	1443	1453	1503	1513	1523	1533	1543	1553	1603	1615										
↳ Lye	1158	1208	1218	1228	1238	1248	1258	1308	1318	1328	1338	1348	1358	1408	1418	1428	1438	1448	1458	1508	1518	1528	1538	1548	1558	1608	1622										
↳ Stourbridge Junction a	1159	1209	1219	1229	1239	1249	1259	1309	1319	1329	1339	1349	1359	1409	1419	1429	1439	1449	1459	1509	1519	1529	1539	1549	1559	1609	1622										
↳ Stourbridge Junction d	1203	1212	1222	1232	1242	1252	1302	1312	1322	1332	1342	1352	1402	1412	1422	1432	1442	1452	1502	1512	1522	1532	1542	1552	1602	1616											
↳ Hagley	1206	1215	1225	1235	1245	1255	1305	1315	1325	1335	1345	1355	1405	1415	1425	1435	1445	1455	1505	1515	1525	1535	1545	1555	1605	1616											
↳ Blakedown	1210	1219	1229	1239	1249	1259	1309	1319	1329	1339	1349	1359	1409	1419	1429	1439	1449	1459	1509	1519	1529	1539	1549	1559	1609	1616											
↳ Kidderminster	1210	1218	1228	1238	1248	1258	1308	1318	1328	1338	1348	1358	1408	1418	1428	1438	1448	1458	1508	1518	1528	1538	1548	1558	1608	1616											
↳ Hartlebury	1210	1218	1228	1238	1248	1258	1308	1318	1328	1338	1348	1358	1408	1418	1428	1438	1448	1458	1508	1518	1528	1538	1548	1558	1608	1616											
↳ Droitwich Spa	1230	1238	1248	1258	1308	1318	1328	1338	1348	1358	1408	1418	1428	1438	1448	1458	1508	1518	1528	1538	1548	1558	1608	1616	1616												
↳ Worcester Shrub Hill	1238	1246	1256	1306	1316	1326	1336	1346	1356	1406	1416	1426	1436	1446	1456	1506	1516	1526	1536	1546	1556	1606	1616	1616													
↳ Worcester Foregate Street																																					

Table with 26 columns and 26 rows for Saturday routes. Columns represent stations from Stratford-upon-Avon to Worcester Foregate Street. Rows show departure times for various services.

Table with 26 columns and 26 rows for Saturday routes. Columns represent stations from Stratford-upon-Avon to Worcester Foregate Street. Rows show arrival times for various services.

CH

Table with 26 columns and 26 rows for Saturday routes. Columns represent stations from Stratford-upon-Avon to Worcester Foregate Street. Rows show arrival times for various services.

Table with 26 columns and 26 rows for Sunday routes. Columns represent stations from Stratford-upon-Avon to Worcester Foregate Street. Rows show departure times for various services.

Stourbridge Town – Stourbridge Junction

Mondays to Saturdays

	SX	SX	SO	SX	SX	SX	SO	SX	SX	SO	SX													
→ Stourbridge Town	0550	0600	0605	0610	0620	0630	0638	0640	0650	0655	0700	0710	0720	0730	0740	0750	0800	0810	0820	0830	0840	0850	0900	and at the same minutes past each hour until
→ Stourbridge Junction	0553	0603	0608	0613	0623	0633	0641	0643	0653	0658	0703	0713	0723	0733	0743	0753	0803	0813	0823	0833	0843	0853	0903	

	SX	SO	SX	SO													
→ Stourbridge Town	2110	2120	2130	2140	2150	2200	2210	2220	2230	2240	2250	2300	2305	2310	2320	2340	2359
→ Stourbridge Junction	2113	2123	2133	2143	2153	2203	2213	2223	2233	2243	2253	2303	2308	2313	2323	2343	0002

Sundays

→ Stourbridge Town	0948	1005	1020	1035	1050	1105	1120	1135	1150	and at the same minutes past each hour until	1805	1820	1835	1850	1905	1920	1935	1958
→ Stourbridge Junction	0951	1008	1023	1038	1053	1108	1123	1138	1153		1808	1823	1838	1853	1908	1923	1938	2001

All services operated by West Midlands Railway

Stourbridge Junction – Stourbridge Town

Mondays to Saturdays

	SX	SX	SO	SX	SX	SO	SX	SX	SX	SO	SX													
→ Stourbridge Junction	0545	0555	0559	0605	0615	0620	0625	0635	0645	0650	0655	0705	0715	0725	0735	0745	0755	and at the same minutes past each hour until	2005	2015	2025	2035	2045	2055
→ Stourbridge Town	0548	0558	0602	0608	0618	0623	0628	0638	0648	0653	0658	0708	0718	0728	0738	0748	0758		2008	2018	2028	2038	2048	2058

	SX	SO	SX	SO													
→ Stourbridge Junction	2105	2115	2125	2135	2145	2155	2205	2215	2225	2235	2245	2255	2300	2305	2315	2335	2354
→ Stourbridge Town	2108	2118	2128	2138	2148	2158	2208	2218	2228	2238	2248	2258	2303	2308	2318	2338	2357

Sundays

→ Stourbridge Junction	0943	1000	1015	1030	1045	1100	1115	1130	1145	1200	and at the same minutes past each hour until	1815	1830	1845	1900	1915	1930	1953
→ Stourbridge Town	0946	1003	1018	1033	1048	1103	1118	1133	1148	1203		1818	1833	1848	1903	1918	1933	1956

All services operated by West Midlands Railway



Amendments to published times

Public Holidays and rail improvement works may affect services in this timetable, especially at weekends. For the latest timetable information, please visit our website or download our smartphone app.

Want to bring your bike?

Bike reservations are compulsory on many of our services, including all High Speed Trains. Space is limited on board, and so we operate a strict first-come, first-served policy. Book a space at your nearest staffed station, through our Customer Support team, or when you buy your ticket online at GWR.com

GWR Customer Panel

We have a Customer Panel to give us feedback on our services and to contribute good ideas. If you would like to join the Panel, please sign up at GWR.com

National Rail

For further information on train times and fares, visit nationalrail.co.uk or call 03457 48 49 50* (24 hours, call may be recorded). You can also download a copy of the National Rail Conditions of Travel from this website.

Transport Focus

Transport Focus is the independent passenger watchdog for the UK's public transport users. Please visit transportfocus.org.uk or call 0300 123 2350*

PLUSBUS

Buy an add-on ticket giving you discounted bus travel to and from many of our stations. Visit plusbus.info for more details.

Free Wi-Fi is available on most of our trains.

The Cotswold Line Promotion Group

This group is a voluntary organisation that actively promotes and supports rail and bus feeder services along the Oxford to Worcester line and through to Hereford. The group welcomes new members and the help and support of the local community. For more details, please visit clpg.org.uk

Travelling to Birmingham?

Connecting services are available from both Worcester Shrub Hill and Foregate Street stations to Birmingham New Street (via Bromsgrove) and Birmingham Snow Hill / Moor Street (via Kidderminster). The journey time is approximately one hour. For more details, please visit londonmidland.com

* Standard network charges apply. Calls from mobiles may be higher

Bus Links

The following local bus connections are available:

Table with 4 columns: From, To, Operator, Website. Lists bus routes between Moreton-in-Marsh, Kingham, and other locations.

To check timings, please call Traveline on 0871 200 22 33 (calls cost 12p per minute, network charges may apply), or visit traveline.info

LONDON PADDINGTON AND OXFORD TO WORCESTER AND HEREFORD THE COTSWOLDS & MALVERNS LINE

MONDAYS TO FRIDAYS

Main train timetable table with columns for stations (London Paddington to Hereford) and departure times for various services.



SATURDAYS

Operator	Notes	Facilities	GW H	GW H	GW H	GW H	GW H	GW H	GW H	GW H	GW H	GW H	GW H	GW H	GW H	GW H	GW H
London Paddington	(H) d		0517	0621	0721	0821	0922	1021	1122	1321	1421	1522	1621	1721	1821	1950	2148
Slough	(H) # d		0534	0637	0737	0838	0937	1039	1138	1337	1437	1539	1638	1739	1838	2006	2205
M Maidenhead	(H) # d		·	·	·	·	·	·	·	·	·	·	·	·	·	·	·
Reading	(H) d		0554	0655	0754	0854	0954	1055	1153	1354	1454	1556	1654	1755	1854	2023	2221
Didcot Parkway	# d		0608	·	·	·	·	·	·	·	·	·	·	·	·	·	2237
Oxford	# d		0624	0723	0823	0925	1025	1123	1225	1425	1523	1623	1723	1823	1923	2049	2251
Hanborough	# d		0634	0732	0832	0935	1035	1133	1236	1435	1532	1633	1733	1833	1933	2058	2300
Combe	# d		·	·	·	·	·	·	·	·	·	·	·	·	·	·	·
Finstock	# d		·	·	·	·	·	·	·	·	·	·	·	·	·	·	·
Charlbury	# d		0642	0740	0840	0943	1043	1141	1244	1443	1540	1641	1741	1841	1941	2106	2308
Ascott-under-Wychwood	# d		·	·	·	·	·	·	·	·	·	·	·	·	·	·	·
Shipton	# d		·	·	·	·	·	·	·	1449	·	·	1748	·	·	2112	2314
Kingham	# d		0651	0749	0849	0952	1052	1150	1253	1454	1549	1650	1754	1850	1950	2117	2319
Moreton-in-Marsh	# a		0700	0757	0857	1001	1059	1159	1302	1502	1557	1657	1803	1859	1959	2125	2327
Moreton-in-Marsh	# d		0701	0757	0857	1002	1100	1200	1303	1503	1557	1658	1804	1900	2000	2126	2328
Honeybourne	# d		0712	0808	0908	1013	1110	1211	1314	1514	1608	1708	1815	1911	2011	2137	2339
Evesham	# a		0720	0816	0916	1021	1118	1219	1321	1521	1616	1716	1823	1919	2019	2143	2345
Evesham	# d		0724	0821	0921	1025	1131	1227	1323	1522	1621	1721	1824	1920	2023	2144	2330
Pershore	# d		0732	0829	0928	1033	1138	1234	1331	1529	1628	1728	1832	1928	2031	2151	2353
Worcester Shrub Hill	(H) a		0743	0840	0940	1044	1150	1246	1342	1541	1640	1740	1844	1939	2043	2203	2349
Worcester Shrub Hill	(H) d		0745	0842	0941	1046	1151	1248	1345	1542	1641	1741	1854	1942	2046	2203	·
Worcester Foregate St	(H) # a		0748	0844	0944	1049	1157	1250	1346	1545	1644	1744	1856	1944	2049	2206	·
Malvern Link	# a		0757	0855	0954	1058	1241	1300	1357	1554	1655	1754	1906	2010	2058	2215	·
Great Malvern	# a		0802	0901	1000	1102	1244	1305	1404	1600	1700	1801	1910	2013	2102	2221	·
Colwall	# a		0850	0950	1050	1114	1250	1313	1450	1650	1750	1853	1916	2030	2108	·	·
Ledbury	# a		0857	0957	1057	1122	1257	1321	1457	1657	1757	1900	1924	2038	2116	·	·
Hereford	(H) # a		0919	1019	1119	1141	1319	1339	1519	1719	1819	1919	1945	2102	2135	·	·

SUNDAYS


Operator	Notes	Facilities	GW H	GW H	GW H	GW H	GW H	GW H	GW H	GW H	GW H	GW H	GW H	GW H	GW H	GW H
London Paddington	(H) d		0803	0842	0935	1042	1242	1342	1442	1542	1642	1742	1842	1942	2142	·
Slough	(H) # d		0821	0859	0953	1059	1259	1359	1501	1601	1701	1759	1901	1959	2205	·
M Maidenhead	(H) # d		0829	·	·	·	·	·	·	·	·	1709	1807	1909	·	·
Reading	(H) d		0845	0920	1016	1122	1322	1422	1520	1622	1725	1825	1925	2022	2223	·
Didcot Parkway	# d		0901	0937	1032	1138	1338	1438	1536	1638	1742	1842	1942	2038	2239	·
Oxford	# d		0918	0949	1051	1154	1352	1452	1556	1656	1759	1856	1959	2054	2254	·
Hanborough	# d		0928	·	1100	1203	1403	·	1605	·	1808	1907	2008	2104	2304	·
Combe	# d		·	·	·	·	·	·	·	·	·	·	·	·	·	·
Finstock	# d		·	·	·	·	·	·	·	·	·	·	·	·	·	·
Charlbury	# d		0936	1004	1107	1212	1412	1507	1611	1711	1817	1915	2016	2111	2311	·
Ascott-under-Wychwood	# d		·	·	·	·	·	·	·	·	·	·	·	·	·	·
Shipton	# d		·	·	·	·	·	·	·	·	·	·	·	·	·	·
Kingham	# d		0945	1012	1116	1220	1420	1515	1620	1720	1826	1924	2026	2121	2321	·
Moreton-in-Marsh	# a		0953	1021	1125	1229	1429	1526	1628	1728	1834	1933	2034	2130	2330	·
Moreton-in-Marsh	# d		0953	1022	1126	1230	1430	1526	1628	1728	1834	1933	2034	2131	2331	·
Honeybourne	# d		1004	·	1136	1241	1441	·	1641	·	1845	1944	2045	2142	2342	·
Evesham	# a		1011	1038	1143	1249	1449	1544	1649	1744	1852	1954	2051	2150	2350	·
Evesham	# d		1012	1042	1148	1250	1450	1545	1649	1744	1852	1955	2052	2151	2351	·
Pershore	# d		1020	·	1155	1258	1458	1552	1657	1752	1900	2002	2059	2159	2359	·
Worcester Shrub Hill	(H) a		1035	1059	1207	1310	1510	1604	1708	1803	1911	2014	2112	2210	0014	·
Worcester Shrub Hill	(H) d		1036	1101	1207	1311	1511	1604	1709	1804	1912	2016	·	2211	·	·
Worcester Foregate St	(H) # a		1039	1103	1210	1314	1514	1607	1711	1806	1915	2018	2124	2214	·	·
Malvern Link	# a		1051	1113	1219	1323	1523	1651	1720	1851	1924	2028	2134	2223	·	·
Great Malvern	# a		1054	1117	1225	1327	1527	1654	1723	1854	1927	2032	2139	2228	·	·
Colwall	# a		1111	1124	1307	1334	1534	1708	1729	1904	·	2038	2201	·	·	·
Ledbury	# a		1118	1132	1314	1342	1542	1716	1736	1911	·	2046	2208	·	·	·
Hereford	(H) # a		1134	1151	1332	1407	1601	1734	1754	1930	·	2104	2227	·	·	·


Weekend timetables


Train times are often changed at weekends to enable maintenance work to be carried out. The times shown in this timetable are a guide to our services, and you should confirm your train times online at GWR.com prior to travelling.


Travelling with a bike on our High Speed Trains?

Reservations are compulsory on our High Speed Trains and Class 180 services, identified by the **H** and **G** symbols. Book a space at your nearest staffed station, through our Customer Support team, or online when you book your ticket at GWR.com


 Find us on Facebook Messenger
 Search for **Great Western Railway**

 Follow us **@GWRhelp**

 Download our app to purchase tickets and check train times. Search for **GWR** in your app store

 Earn Nectar points when you buy your train tickets online at **GWR.com**

Don't miss out on all the latest offers, special deals and news from GWR. Register your email address now at **GWR.com/news**

 **GWR Customer Support**
GWR.com
03457 000 125* (0600 to 2300 daily)

Further information



£5
Great Western Railway
 Guide to train times
 21 May to 31 December 2017



A First Company

Information correct at the time of print. Cover map contains Ordnance Survey data © Crown copyright and database right 2015.

Notes and symbols

- | | | | | | |
|--------------|---|-----------|---|-----------|--|
| Bold | Through service | HR | Heritage railway connection.
Operating days vary | E | Also calls at Cheltenham Spa 0731, Gloucester 0746, Stonehouse 0800, Stroud 0806, Kemble 0821 and Swindon 0836 |
| Light | Connecting service | a | Arrival time | F | Runs until 9 September and from 28 October. Also calls at Cheltenham Spa 0859, Gloucester 0915, Stonehouse 0929, Stroud 0935, Kemble 0949 and Swindon 1005 |
| Green | Runs on certain days only. Please check the note at the top of the column | d | Departure time | G | This train is not operated by a High Speed Train from 17 September |
| GW | Great Western Railway, GWR.com | e | Arrives 7 minutes earlier on Fridays
Arrives 5 minutes earlier on Mondays to Thursdays | H | Runs from 17 September |
| HST | High Speed Train. Wi-Fi and power points are available. Bike reservations are compulsory | f | Stops to pick up only | K | Runs until 10 September |
| 1 | First Class accommodation available | u | Passengers may arrive earlier by travelling on a later train | L | Runs until 30 June |
| 2 | Seat reservations recommended | ae | | M | Runs from 3 July |
| 3 | Seat reservations available | A | | FO | Fridays only |
| 4 | On-train catering available for all or part of the journey | B | Also calls at Kemble 2109, Stroud 2124, Stonehouse 2130, Gloucester 2146 and Cheltenham Spa 2202 | ★ | Great Western Railway Named Trains |
| 5 | Bike reservations are compulsory | C | On Fridays this service is not operated by a High Speed Train | CE | The Cathedrals Express |
| 6 | Minimum connection time, in minutes, you need to allow between connecting services (this is only shown where this differs from the standard 5 minute allowance) | D | Also calls at Twyford 2355 | | |
| 7 | Station having interchange with London Underground services | | Also calls at Ashchurch for Tewkesbury 0544, Cheltenham Spa 0554, Gloucester 0610, Stonehouse 0625, Stroud 0631, Kemble 0645 and Swindon 0700 | | |
| 8 | Plusbus available, see plusbus.info | | | | |
| 9 | This station has short platforms. In some cases, you can only leave the train from certain carriages. Please listen for announcements | | | | |

HEREFORD AND WORCESTER TO OXFORD AND LONDON PADDINGTON
THE COTSWOLDS & MALVERN LINE

MONDAYS TO FRIDAYS

Operator	Notes	Facilities	Hereford	Ledbury	Colwall	Great Malvern	Malvern Link	Worcester Foregate St	Worcester Shrub Hill	Worcester Shrub Hill	Pershore	Evesham	Evesham	Honeybourne	Moreton-in-Marsh	Moreton-in-Marsh	Kingham	Shipton	Ascott-under-Wychwood	Charlbury	Finstock	Combe	Hanborough	Oxford	Didcot Parkway	Reading	Maidenhead	Slough	London Paddington		
GW	GW	GW	GW	GW	GW	GW	GW	GW	GW	GW	GW	GW	GW	GW	GW	GW	GW	GW	GW	GW	GW	GW	GW	GW	GW	GW	GW	GW	GW	GW	
HST	D	D	D	D	D	D	D	D	D	D	D	D	D	D	D	D	D	D	D	D	D	D	D	D	D	D	D	D	D	D	
1	2	3	4	5	6	7	8	9	10	11	12	13	14	15	16	17	18	19	20	21	22	23	24	25	26	27	28	29	30	31	
			0450	0528	0528	0517	0559	0531	0524	0524	0527	0527	0527	0534	0546	0547	0555				0606			0614	0624	0719ae	0653	0706			0730
			0528	0528		0559	0559	0614	0617	0619	0627	0635	0637	0643	0656	0614	0624				0633			0641	0652	0708	0725			0735	0758
			0528	0528		0559	0559	0614	0617	0619	0627	0635	0637	0643	0656	0614	0624				0633			0641	0652	0708	0725			0735	0758
			0528	0528		0559	0559	0614	0617	0619	0627	0635	0637	0643	0656	0614	0624				0633			0641	0652	0708	0725			0735	0758
			0528	0528		0559	0559	0614	0617	0619	0627	0635	0637	0643	0656	0614	0624				0633			0641	0652	0708	0725			0735	0758
			0528	0528		0559	0559	0614	0617	0619	0627	0635	0637	0643	0656	0614	0624				0633			0641	0652	0708	0725			0735	0758
			0528	0528		0559	0559	0614	0617	0619	0627	0635	0637	0643	0656	0614	0624				0633			0641	0652	0708	0725			0735	0758
			0528	0528		0559	0559	0614	0617	0619	0627	0635	0637	0643	0656	0614	0624				0633			0641	0652	0708	0725			0735	0758
			0528	0528		0559	0559	0614	0617	0619	0627	0635	0637	0643	0656	0614	0624				0633			0641	0652	0708	0725			0735	0758
			0528	0528		0559	0559	0614	0617	0619	0627	0635	0637	0643	0656	0614	0624				0633			0641	0652	0708	0725			0735	0758
			0528	0528		0559	0559	0614	0617	0619	0627	0635	0637	0643	0656	0614	0624				0633			0641	0652	0708	0725			0735	0758
			0528	0528		0559	0559	0614	0617	0619	0627	0635	0637	0643	0656	0614	0624				0633			0641	0652	0708	0725			0735	0758
			0528	0528		0559	0559	0614	0617	0619	0627	0635	0637	0643	0656	0614	0624				0633			0641	0652	0708	0725			0735	0758
			0528	0528		0559	0559	0614	0617	0619	0627	0635	0637	0643	0656	0614	0624				0633			0641	0652	0708	0725			0735	0758
			0528	0528		0559	0559	0614	0617	0619	0627	0635	0637	0643	0656	0614	0624				0633			0641	0652	0708	0725			0735	0758
			0528	0528		0559	0559	0614	0617	0619	0627	0635	0637	0643	0656	0614	0624				0633			0641	0652	0708	0725			0735	0758
			0528	0528		0559	0559	0614	0617	0619	0627	0635	0637	0643	0656	0614	0624				0633			0641	0652	0708	0725			0735	0758
			0528	0528		0559	0559	0614	0617	0619	0627	0635	0637	0643	0656	0614	0624				0633			0641	0652	0708	0725			0735	0758
			0528	0528		0559	0559	0614	0617	0619	0627	0635	0637	0643	0656	0614	0624				0633			0641	0652	0708	0725			0735	0758
			0528	0528		0559	0559	0614	0617	0619	0627	0635	0637	0643	0656	0614	0624				0633			0641	0652	0708	0725			0735	0758
			0528	0528		0559	0559	0614	0617	0619	0627	0635	0637	0643	0656	0614	0624				0633			0641	0652	0708	0725			0735	0758
			0528	0528		0559	0559	0614	0617	0619	0627	0635	0637	0643	0656	0614	0624				0633			0641	0652	0708	0725			0735	0758
			0528	0528		0559	0559	0614	0617	0619	0627	0635	0637	0643	0656	0614	0624				0633			0641	0652	0708	0725			0735	0758
			0528	0528		0559	0559	0614	0617	0619	0627	0635	0637	0643	0656	0614	0624				0633			0641	0652	0708	0725			0735	0758
			0528	0528		0559	0559	0614	0617	0619	0627	0635	0637	0643	0656	0614	0624				0633			0641	0652	0708	0725			0735	0758
			0528	0528		0559	0559	0614	0617	0619	0627	0635	0637	0643	0656	0614	0624				0633			0641	0652	0708	0725			0735	0758
			0528	0528		0559	0559	0614	0617	0619	0627	0635	0637	0643	0656	0614	0624				0633			0641	0652	0708	0725			0735	0758
			0528	0528		0559	0559	0614	0617	0619	0627	0635	0637	0643	0656	0614	0624				0633			0641	0652	0708	0725			0735	0758

CE

SATURDAYS

Table with columns: Operator, Notes, Facilities, GW, GW, GW, GW, GW, GW, GW, GW, GW, GW, GW, GW, GW, GW, GW, GW. Rows include stations like Hereford, Ledbury, Colwall, etc.

SUNDAYS

Table with columns: Operator, Notes, Facilities, GW, GW, GW, GW, GW, GW, GW, GW, GW, GW, GW, GW. Rows include stations like Hereford, Ledbury, Colwall, etc.

Weekend timetables

Train times are often changed at weekends to enable maintenance work to be carried out. The times shown in this timetable are a guide to our services, and you should confirm your train times online at GWR.com prior to travelling.

Travelling with a bike on our High Speed Trains?

Reservations are compulsory on our High Speed Trains and Class 180 services, identified by the H and G symbols. Book a space at your nearest staffed station, through our Customer Support team, or online when you book your ticket at GWR.com

Welcome to our guide to services showing trains from Bristol to Gloucester, Cheltenham Spa, Worcester and the Malverns including all trains from Ashchurch for Tewkesbury.

Amendments to published times

Public Holidays and rail improvement works may affect services in this timetable, especially at weekends. For the latest timetable information, please visit our website or download our smartphone app.

Want to bring your bike?

Bike reservations are compulsory on many of our services, including all High Speed Trains. Space is limited on board, and so we operate a strict first-come, first-served policy. Book a space at your nearest staffed station, through our Customer Support team, or when you buy your ticket online at GWR.com

GWR Customer Panel

We have a Customer Panel to give us feedback on our services and to contribute good ideas. If you would like to join the Panel, please sign up at GWR.com

National Rail

For further information on train times and fares, visit nationalrail.co.uk or call **03457 48 49 50*** (24 hours, call may be recorded). You can also download a copy of the **National Rail Conditions of Travel** from this website.

Transport Focus

Transport Focus is the independent passenger watchdog for the UK's public transport users. Please visit transportfocus.org.uk or call **0300 123 2350***

PLUSBUS

Buy an add-on ticket giving you discounted bus travel to and from many of our stations. Visit plusbus.info for more details.

Free Wi-Fi is available on most of our trains.

Notes and symbols

- Green** Runs on certain days only. Please check the note at the top of the column
- GW** Great Western Railway, GWR.com
- LM** London Midland, londonmidland.com
- XC** CrossCountry, crosscountrytrains.co.uk
- H** High Speed Train. Wi-Fi and power points are available. Bike reservations are compulsory
- V** Voyager Train. Wi-Fi and power points are available. Bike reservations are compulsory
- F** First Class accommodation is available
- R** Seat reservations are recommended
- S** Seat reservations are available
- T** On-train catering available for all or part of the journey
- Ⓢ** Minimum connection time where different from the standard 5 minutes
- ‡** This station has short platforms. In some cases, you can only leave the train from certain carriages. Please listen for announcements
- ↶** Continued in a later column
- ↷** Continued from an earlier column
- Ⓟ** Plusbus available, see plusbus.info
- a** Arrival time
- c** Calls at Filton Abbey Wood before Bristol Temple Meads
- d** Departure time
- f** Calls at Bristol Temple Meads before Filton Abbey Wood
- A** Runs to Manchester Piccadilly until 9 September. Runs to Leeds from 16 September
- B** Runs to Newquay until 9 September
- C** Runs to Penzance until 9 September
- D** Runs to Newquay until 9 September
- E** Runs to Paignton until 9 September
- F** Runs to Paignton from 16 September
- G** Runs to Penzance from 16 September
- H** Runs to Plymouth from 16 September
- J** Runs to Paignton until 10 September
- K** Runs to Plymouth from 17 September
- L** Runs to Leeds until 9 September
- FO** Operates Fridays only
- ABD** To Aberdeen
- BHM** To Birmingham New Street
- BTN** To Brighton
- CDF** To Cardiff Central
- DEE** To Dundee
- EDB** To Edinburgh
- EXD** To Exeter St Davids
- FRO** To Frome
- GLC** To Glasgow Central
- LDS** To Leeds
- MAN** To Manchester Piccadilly
- NOT** To Nottingham
- PAD** To London Paddington
- PGN** To Paignton
- PLY** To Plymouth
- PNZ** To Penzance
- SSD** To Stansted Airport
- SWI** To Swindon
- TAU** To Taunton
- WEY** To Weymouth
- WSB** To Westbury
- WSM** To Weston-super-Mare
- YRK** To York

Ashchurch, Tewkesbury and District Rail Promotion Group

This group works closely with train operators and local authorities to seek ways of improving facilities at Ashchurch for Tewkesbury station. For more details, please visit ashchurchandteewkesburyrail.webs.com

BRISTOL TO GLOUCESTER, CHELTENHAM SPA AND THE MALVERNS

MONDAYS TO FRIDAYS

Operator	Notes	Facilities	GW	XC	XC	GW	XC	XC	XC	GW	XC	XC	GW	XC	XC	GW	XC	XC	GW	XC	XC	GW	XC	XC			
Bristol Temple Meads	d	Ⓢ		0627			0700		0730	0734	0800	0830	0841	0900		0930	0940		1000	1030	1041	1100		1130	1141	1200	
Lawrence Hill	d																										
Stapleton Road	d																										
Filton Abbey Wood	d								0744	0741c			0851				0948				1048				1148		
Bristol Parkway	d	Ⓢ		0638			0709		0739	0749	0809	0839	0855	0909		0939	0952	1009	1039	1055	1109			1139	1152	1209	
Yate	d									0757			0904				1001				1104					1201	
Cam & Dursley	d									0810			0917		↶		1014				1118		↶			1214	
Gloucester	a	Ⓢ								0832			0934		0934		1032				1134			1134		1233	
Gloucester	d	Ⓢ	0601		0710	0715		0746					0938		0938						1137			1137			
Cheltenham Spa	a	Ⓢ	0611	0708	0719	0724	0739	0756	0809		0839	0910	↶	0940	0946	1009		1040	1109	↶	1140	1146	1209		1239		
Ashchurch for Tewkesbury	‡	a	0621		0728	0734		0804							0956									1156			
Worcester Shrub Hill	d	Ⓢ	0641			0754									1014									1213			
Worcester Foregate St	d	Ⓢ				0758									1018									1216			
Malvern Link	a					0807									1027									1225			
Great Malvern	a	Ⓢ				0812									1033									1233			
Train continues to			GLC	SSD		MAN	NOT	EDB		MAN	GLC		MAN		EDB		MAN	GLC		MAN			MAN	ABD		MAN	
Operator	Notes	Facilities	XC	XC	GW	XC	GW	XC	GW	XC	XC	GW	XC	XC	GW	XC	XC	GW	XC	GW	XC	GW	XC	XC	GW	XC	XC
Bristol Temple Meads	d	Ⓢ		1230	1241	1300		1330	1340	1400	1430	1441	1500		1530	1541	1600	1630	1641	1700		1730	1741	1800			
Lawrence Hill	d																										
Stapleton Road	d																										
Filton Abbey Wood	d				1248				1348				1448			1548				1649				1748			
Bristol Parkway	d	Ⓢ		1239	1252	1309		1339	1352	1409	1440	1452	1509		1540	1552	1609	1639	1652	1709		1740	1753	1809			
Yate	d				1301				1401				1501			1601				1701				1801			
Cam & Dursley	d				1314		↶		1414			1514		↶		1614				1714		↶		1814			
Gloucester	a	Ⓢ			1334		1334		1432			1534		1534		1633				1734		1734		1833			
Gloucester	d	Ⓢ	1248		1338		1338					1537		1537						1737		1737				1846	
Cheltenham Spa	a	Ⓢ	1258	1309	↶	1340	1346	1409		1440	1510	↶	1541	1546	1610		1640	1709	↶	1741	1747	1810		1840	1856		
Ashchurch for Tewkesbury	‡	a	1306										1556							1756						1904	
Worcester Shrub Hill	d	Ⓢ					1414						1614							1816							
Worcester Foregate St	d	Ⓢ					1417						1617							1821							
Malvern Link	a						1426						1626							1830							
Great Malvern	a	Ⓢ					1435						1632							1836							
Train continues to			NOT	GLC		MAN		DEE		MAN	GLC		MAN		EDB		MAN	EDB		MAN		LDS		MAN		NOT	

* Standard network charges apply. Calls from mobiles may be higher

MONDAYS TO FRIDAYS

Operator			XC	GW	XC	GW	XC	GW	XC	XC	GW	XC	GW	XC	GW
Notes			V		V		V		V	V	H			V	
Facilities			I < DP		I < DP		I < DP		I < DP	I < DP		I < DP		I < DP	
Bristol Temple Meads	d	10	1830	1834	1900		1930	1941	2000	2030	2041			2144	2200 2242
Lawrence Hill	d	
Stapleton Road	d	
Filton Abbey Wood	d		.	1842	.	.	.	1948	.	.	2048	.	.	2151	2249
Bristol Parkway	d	7	1840	1846	1909	.	1940	1952	2009	2040	2052	.	.	2155	2210 2253
Yate	d		.	1856	.	.	.	2001	.	.	2101	.	.	2204	2302
Cam & Dursley	d		.	1909	.	.	.	2014	.	.	2114	.	.	2217	2315
Gloucester	a	7	.	1928	.	1928	.	2032	2035	.	2132	.	.	2236	2333
Gloucester	d	7	.	1951	.	1951	.	2036	2046	.	2134	2152	2204	.	.
Cheltenham Spa	a		1910	└	1938	2001	2010	2048	2054	2115	2144	2202	2214	.	2241 .
Ashchurch for Tewkesbury	‡ a		.	.	.	2011	2154	.	2222	.	.
Worcester Shrub Hill	‡ a	7	.	.	.	2030	2214	2224	.	.	.
Worcester Foregate St	‡ a	7
Malvern Link	a	
Great Malvern	a	
Train continues to			LDS		MAN		LDS		BHM	BHM			BHM		BHM

SATURDAYS

Operator			GW	XC	XC	GW	XC	XC	XC	GW	XC	XC	GW	XC	GW	XC	GW	XC	GW	XC				
Notes				V		V	V	V	V	V	H	H	V	V	H	V	V	H	V	V	V			
Facilities			I < DP	I < DP	I < DP	I < DP	I < DP	I < DP	I < DP	I < DP	I < DP	I < DP	I < DP	I < DP	I < DP	I < DP	I < DP	I < DP	I < DP	I < DP	I < DP			
Bristol Temple Meads	d	10	.	0615	.	.	0700	.	0730	0741	0800	0830	0841	0900	.	0930	0941	1000	1030	1041	1100 . 1130 1141 1200			
Lawrence Hill	d			
Stapleton Road	d			
Filton Abbey Wood	d		0748	0741c			0848	.	.		0948	.	.		1048 . . . 1148 . .			
Bristol Parkway	d	7	.	0624	.	.	0709	.	0739	0752	0809	0839	0852	0909	.	0939	0952	1009	1039	1052	1109 . 1139 1153 1209			
Yate	d		0801	.	.	0901	.	.	.	1001	.	.	1101	.	.	1202 . . . 1202 . .		
Cam & Dursley	d		0814	.	.	0914	.	.	.	1014	.	.	1114	.	.	1215 . . . 1215 . .		
Gloucester	a	7	.	0652	0833	.	.	0933	.	0933	.	1032	.	.	1132	.	1132	. 1234 .		
Gloucester	d	7	0550	0700	0707	0715	.	0746	.	.	.	0938	.	0938	.	.	.	1136	.	1136		
Cheltenham Spa	a		0559	0709	0716	0724	0739	0755	0809	.	0840	0909	└	0939	0947	1009	.	1039	1109	└	1139	1147 1209 . 1239		
Ashchurch for Tewkesbury	‡ a		0609	.	0725	0734	.	0830	0957	1157		
Worcester Shrub Hill	‡ a	7	0633	.	.	0752	1014	1215		
Worcester Foregate St	‡ a	7	1017	1218		
Malvern Link	a		1026		
Great Malvern	a		1032		
Train continues to			GLC	SSD		MAN	NOT	EDB		MAN	GLC		MAN		EDB		MAN	GLC		MAN		ABD	MAN	
Operator			XC	XC	GW	XC	GW	XC	GW	XC	XC	GW	XC	GW	XC	XC	GW	XC	GW	XC	GW	XC	XC	
Notes			V	V		V	V	V	V	V	H	H	V	V	H	V	V	H	V	V	V	V	V	
Facilities			I < DP	I < DP	I < DP	I < DP	I < DP	I < DP	I < DP	I < DP	I < DP	I < DP	I < DP	I < DP	I < DP	I < DP	I < DP	I < DP	I < DP	I < DP	I < DP	I < DP	I < DP	
Bristol Temple Meads	d	10	.	1230	1241	1300	.	1330	1341	1400	1430	1441	1500	.	1530	1541	1600	1630	1641	1700	.	1730	1741 1800 .	
Lawrence Hill	d	
Stapleton Road	d	
Filton Abbey Wood	d		.	.	1248	.	.	.	1348	.	.	1448	.	.	.	1548	.	.	1648	.	.	.	1748 . .	
Bristol Parkway	d	7	.	1239	1252	1309	.	1339	1352	1409	1440	1452	1509	.	1539	1552	1609	1639	1652	1709	.	1740	1753 1809 .	
Yate	d		.	.	1301	.	.	.	1402	.	.	1501	.	.	.	1601	.	.	1701	.	.	.	1801 . .	
Cam & Dursley	d		.	.	1314	.	.	.	1416	.	.	1514	.	.	.	1614	.	.	1714	.	.	.	1814 . .	
Gloucester	a	7	.	.	1335	.	1335	.	1435	.	.	1533	.	1533	.	1633	.	.	1733	.	1733	.	1833 . .	
Gloucester	d	7	1248	.	1338	.	1338	1538	.	1538	1738	.	1738 1846	
Cheltenham Spa	a		1258	1310	└	1339	1347	1409	.	1439	1509	└	1539	1547	1609	.	1639	1709	└	1739	1747	1811	.	1839 1856
Ashchurch for Tewkesbury	‡ a		1306	.	.	.	1357	1556	1757	.	.	. 1904
Worcester Shrub Hill	‡ a	7	1415	1614	1815
Worcester Foregate St	‡ a	7	1417	1617	1822
Malvern Link	a		1426	1626	1831
Great Malvern	a		1432	1632	1836
Train continues to			NOT	GLC		MAN		DEE		MAN	GLC		MAN		EDB		MAN	EDB		MAN		YRK	MAN	NOT

Operator		XC	GW	XC	GW	XC	GW	XC	GW	XC	XC	GW	GW
Notes		∇		∇		∇		∇		∇	∇		
Facilities		1◇1P		1◇1P		1◇1P		1◇		1◇	1◇		
Bristol Temple Meads	10 d	1830	1841	1900	.	1930	1941	2000	.	2030	.	2043	2206
Lawrence Hill	d
Stapleton Road	d
Filton Abbey Wood	d	.	1848	.	.	.	1948	2050	2214
Bristol Parkway	7 d	1839	1852	1909	.	1940	1952	2009	.	2039	.	2054	2218
Yate	d	.	1901	.	.	.	2001	2104	2228
Cam & Dursley	d	.	1914	.	┌	.	2014	.	┌	.	.	2118	2243
Gloucester	7 a	.	1933	.	1933	.	2033	.	2033	.	.	2134	2301
Gloucester	7 d	.	1938	.	1938	.	2038	.	2038	.	2107	2138	.
Cheltenham Spa	a	1910	┌	1939	1948	2011	┌	2039	2049	2110	2116	2148	.
Ashchurch for Tewkesbury	‡ a	.	.	.	1957	2125	2157	.
Worcester Shrub Hill	7 a	.	.	.	2015	2218	.
Worcester Foregate St	7 a	.	.	.	2022
Malvern Link	a	.	.	.	2033
Great Malvern	a	.	.	.	2040
Train continues to		LDS		MAN				BHM		BHM		NOT	

Weekend timetables

Train times are often changed at weekends to enable maintenance work to be carried out. The times shown in this timetable are a guide to our services, and you should confirm your train times online at GWR.com prior to travelling.

Operator		XC	GW	XC	XC	GW	XC	GW	XC	XC	XC	XC	GW	XC	GW	XC	XC	XC	XC						
Notes		∇		∇	∇		∇		∇	∇	∇	∇		∇		∇	∇	∇	∇						
Facilities		1◇1P		1◇1P	1◇1P		1◇1P		1◇1P	1◇1P	1◇1P	1◇1P		1◇1P		1◇1P	1◇1P	1◇1P	1◇1P						
Bristol Temple Meads	10 d	0915	0920	1030	1130	1211	1230	.	1300	1330	1400	1430	1441	1500	.	1530	1600	1630	1641	1700	.	1730	1800	1830	
Lawrence Hill	d
Stapleton Road	d
Filton Abbey Wood	d	.	0925	.	.	1216	1446	1646
Bristol Parkway	7 d	0924	0929	1039	1139	1222	1239	.	1309	1339	1409	1439	1451	1509	.	1540	1609	1640	1651	1709	.	1740	1809	1839	
Yate	d	.	0940	.	.	1232	1502	1702
Cam & Dursley	d	.	0953	.	.	1246	.	┌	1516	.	┌	.	.	.	1716	.	┌	.	.	.
Gloucester	7 a	0952	1010	.	.	1304	.	1304	1533	.	1533	.	.	.	1733	.	1733	.	.	.
Gloucester	7 d	1000	1012	.	.	1305	.	1305	1534	.	1534	.	.	.	1735	.	1735	.	.	.
Cheltenham Spa	a	1009	1021	1109	1209	┌	1309	1316	1339	1409	1439	1510	┌	1537	1545	1610	1639	1709	┌	1740	1745	1809	1839	1909	
Ashchurch for Tewkesbury	‡ a	.	1030	1325	1555	1755
Worcester Shrub Hill	7 a	.	1051	1344	1612	1815
Worcester Foregate St	7 a
Malvern Link	a
Great Malvern	a
Train continues to		EDB		GLC	ABD		GLC		MAN	EDB	MAN	GLC		MAN		EDB	MAN	EDB		MAN		YRK	MAN	LDS	

Operator		GW	XC	GW	XC	XC	XC	GW	XC	GW
Notes			∇		∇	∇	∇		∇	
Facilities			1◇1P		1◇	1◇	1◇		1◇	
Bristol Temple Meads	10 d	1837	1900	.	1930	2000	2030	2041	2210	2230
Lawrence Hill	d
Stapleton Road	d
Filton Abbey Wood	d	1842	2047	.	2235
Bristol Parkway	7 d	1846	1909	.	1939	2009	2040	2051	2220	2239
Yate	d	1858	2103	.	2250
Cam & Dursley	d	1912	.	┌	.	.	.	2117	.	2303
Gloucester	7 a	1930	.	1930	.	.	.	2134	.	2321
Gloucester	7 d	1934	.	1934	.	.	.	2138	.	.
Cheltenham Spa	a	┌	1940	1946	2009	2039	2109	2147	2247	.
Ashchurch for Tewkesbury	‡ a	.	.	1956
Worcester Shrub Hill	7 a	.	.	2022
Worcester Foregate St	7 a
Malvern Link	a
Great Malvern	a
Train continues to			MAN		LDS	BHM	LDS		BHM	

* Standard network charges apply.
Calls from mobiles may be higher.

Don't miss out on all the latest offers, special deals and news from GWR. Register your email address now at GWR.com/news

Earn Nectar points when you buy your train tickets online at GWR.com

Download our app to purchase tickets and check train times. Search for GWR in your app store

Follow us @GWRHelp

Find us on Facebook Messenger Search for Great Western Railway

GWR Customer Support
GWR.com
03457 000 125* (0600 to 2300 daily)

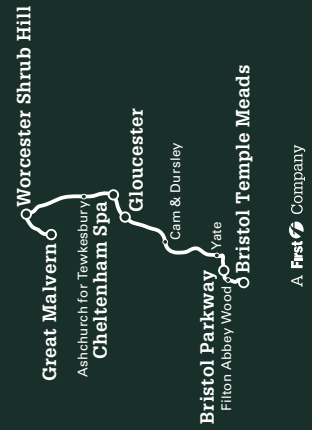
Further information



C5

Great Western Railway
Guide to train times
21 May to 31 December 2017

Bristol to Gloucester, Cheltenham Spa, Worcester and the Malverns



Information correct at the time of print. Cover map contains Ordnance Survey data © Crown copyright and database right 2015.

THE MALVERNS, CHELTENHAM SPA AND GLOUCESTER TO BRISTOL

MONDAYS TO FRIDAYS

Table with columns for Operator, Notes, Facilities, and train times for stations: Great Malvern, Malvern Link, Worcester Foregate St, Worcester Shrub Hill, Ashchurch for Tewkesbury, Cheltenham Spa, Gloucester, Gloucester, Cam & Dursley, Yate, Bristol Parkway, Filton Abbey Wood, Stapleton Road, Lawrence Hill, Bristol Temple Meads. Includes a 'Train continues to' row with destinations like PAD, TAU, WSB, CDF, etc.

Table with columns for Operator, Notes, Facilities, and train times for stations: Great Malvern, Malvern Link, Worcester Foregate St, Worcester Shrub Hill, Ashchurch for Tewkesbury, Cheltenham Spa, Gloucester, Gloucester, Cam & Dursley, Yate, Bristol Parkway, Filton Abbey Wood, Stapleton Road, Lawrence Hill, Bristol Temple Meads. Includes a 'Train continues to' row with destinations like FRO, PLY, WEY, etc.

MONDAYS TO FRIDAYS

Operator	Notes	Facilities	GW	XC	GW	XC	GW	XC	XC	GW	XC	GW	XC	GW	LM
Notes				Ⓢ	Ⓢ	Ⓢ	Ⓢ	Ⓢ	Ⓢ	Ⓢ	Ⓢ	Ⓢ	Ⓢ	Ⓢ	FO
Facilities			Ⓢ	Ⓢ	Ⓢ	Ⓢ	Ⓢ	Ⓢ	Ⓢ	Ⓢ	Ⓢ	Ⓢ	Ⓢ	Ⓢ	
Great Malvern	d		1850
Malvern Link	d		1853
Worcester Foregate St	⑦ d		1903
Worcester Shrub Hill	⑦ d		1907	2146	.	2228	2346
Ashchurch for Tewkesbury	‡d		1924	2202	.	2251	2359
Cheltenham Spa	d		1934	1952	2019	2025	—	2054	2126	2133	2152	2212	2253	2305	0008
Gloucester	⑦ a		1943	.	2029	.	2029	.	.	2142	2202	2223	.	2317	0019
Gloucester	⑦ d		1946	.	2040	.	2040	.	.	2148	2206	2229	.	.	.
Cam & Dursley	‡d		2000	.	—	.	2054	.	.	2202
Yate	‡d		2015	.	.	.	2108	.	.	2214
Bristol Parkway	⑦ d		2027	2032	.	2056	2119	2126	2202	2224	2234	2305	2323	.	.
Filton Abbey Wood	‡a		2030	.	.	.	2122	.	.	2230
Stapleton Road	a	
Lawrence Hill	a	
Bristol Temple Meads	⑩ a		2038	2041	.	2105	2133	2136	2214	2240	2243	2319	2340	.	.
Train continues to			PLY		PLY		PLY								

SATURDAYS

Operator	Notes	Facilities	GW	XC	GW	GW	XC	GW	XC	XC	GW	XC	GW	XC	XC	GW	XC	XC	GW	XC	XC	GW	XC	
Notes				Ⓢ			Ⓢ	Ⓢ	Ⓢ	Ⓢ	Ⓢ	Ⓢ	Ⓢ	Ⓢ	Ⓢ	Ⓢ	Ⓢ	Ⓢ	Ⓢ	Ⓢ	Ⓢ	Ⓢ	Ⓢ	
Facilities			Ⓢ	Ⓢ	Ⓢ	Ⓢ	Ⓢ	Ⓢ	Ⓢ	Ⓢ	Ⓢ	Ⓢ	Ⓢ	Ⓢ	Ⓢ	Ⓢ	Ⓢ	Ⓢ	Ⓢ	Ⓢ	Ⓢ	Ⓢ	Ⓢ	
Great Malvern	d	
Malvern Link	d	
Worcester Foregate St	⑦ d	
Worcester Shrub Hill	⑦ d		.	.	.	0647	0836	.	0908
Ashchurch for Tewkesbury	‡d		.	0633	.	0703	0927
Cheltenham Spa	d		.	0642	0648	0713	0725	—	0752	0825	.	0852	0859	0925	0936	0952	1025	.	1052	1125	1134	1154	1225	1253
Gloucester	⑦ a		.	0652	0658	0725	.	0725	0908	.	0945
Gloucester	⑦ d		0619	.	0702	0740	.	0740	.	.	0842	.	.	.	0948	.	.	1041	.	.	1147	.	.	1242
Cam & Dursley	‡d		0635	.	0715	—	.	0755	.	.	0856	.	.	.	1002	.	.	1056	.	.	1202	.	.	1256
Yate	‡d		0649	.	0730	.	.	0810	.	.	0911	.	.	.	1016	.	.	1111	.	.	1216	.	.	1311
Bristol Parkway	⑦ d		0700	.	0740	.	0754	0820	0825	0854	0920	0926	.	0954	1025	1030	1055	1121	1126	1154	1225	1231	1254	1320
Filton Abbey Wood	‡a		0704	.	0745	.	.	0823	.	.	0923	.	.	.	1028	.	.	1124	.	.	1228	.	.	1323
Stapleton Road	a		0929	1034	.	.	1130	.	.	1234	.	.	1328
Lawrence Hill	a		0931	1036	.	.	1131	.	.	1236	.	.	1330
Bristol Temple Meads	⑩ a		0712	.	0755	.	0805	0834	0838	0906	0936	0939	.	1004	1039	1042	1109	1135	1138	1204	1239	1242	1307	1334
Train continues to			TAU	CDF	WSM	WEY	PGN	WEY	PLY		WEY	PLY	PAD		WSB	PLY	PGN	WEY	PLY	BTN	PLY	FRO	PLY	

Operator	Notes	Facilities	GW	XC	GW	XC	XC	GW	XC	XC	GW	XC	XC	GW	XC	XC	XC	GW	XC	XC	GW	XC	
Notes				Ⓢ	Ⓢ	Ⓢ	Ⓢ	Ⓢ	Ⓢ	Ⓢ	Ⓢ	Ⓢ	Ⓢ	Ⓢ	Ⓢ	Ⓢ	Ⓢ	Ⓢ	Ⓢ	Ⓢ	Ⓢ	Ⓢ	
Facilities			Ⓢ	Ⓢ	Ⓢ	Ⓢ	Ⓢ	Ⓢ	Ⓢ	Ⓢ	Ⓢ	Ⓢ	Ⓢ	Ⓢ	Ⓢ	Ⓢ	Ⓢ	Ⓢ	Ⓢ	Ⓢ	Ⓢ	Ⓢ	
Great Malvern	d		1450	1850
Malvern Link	d		1452	1852
Worcester Foregate St	⑦ d		1241	1504	1904
Worcester Shrub Hill	⑦ d		1254	1506	1906
Ashchurch for Tewkesbury	‡d		1310	1524	1924
Cheltenham Spa	d		1320	1325	—	1352	1425	.	1452	1525	1534	1552	1625	.	1652	1725	1734	1752	1816	1825	.	1852	1925
Gloucester	⑦ a		1332	.	1332	1544	1745	.	.	1825	.	.	1945
Gloucester	⑦ d		1343	.	1343	.	.	1442	.	.	1547	.	.	1642	.	.	1747	.	.	.	1842	.	1947
Cam & Dursley	‡d		—	.	1358	.	.	1456	.	.	1601	.	.	1656	.	.	1802	.	.	.	1856	.	2002
Yate	‡d		.	.	1413	.	.	1511	.	.	1615	.	.	1711	.	.	1816	.	.	.	1911	.	2016
Bristol Parkway	⑦ d		.	1355	1422	1428	1456	1520	1525	1555	1624	1630	1654	1720	1726	1754	1825	1830	.	1854	1920	1926	1955
Filton Abbey Wood	‡a		.	.	1425	.	.	1523	.	.	1627	.	.	1723	.	.	1828	.	.	.	1923	.	2016f
Stapleton Road	a		.	.	1431	.	.	1528	.	.	1633	.	.	1729	.	.	1834	.	.	.	1929	.	2034
Lawrence Hill	a		.	.	1433	.	.	1530	.	.	1636	.	.	1731	.	.	1836	.	.	.	1931	.	2036
Bristol Temple Meads	⑩ a		.	1405	1437	1440	1509	1534	1538	1607	1639	1642	1707	1734	1738	1807	1839	1842	.	1904	1935	1938	2005
Train continues to			WEY		WEY	PLY	EXD	WSB	PLY		WEY	PNZ		WEY	PNZ	WSB	PLY	CDF		FRO	PLY	CDF	PLY

Operator		XC	XC	GW	XC	XC	GW	GW
Notes		H	V		V	V		
Facilities		1	1		1	1		
Great Malvern	d	2115	.
Malvern Link	d	2117	.
Worcester Foregate St	⑦ d	2127	.
Worcester Shrub Hill	⑦ d	2131	2225
Ashchurch for Tewkesbury	‡d	2151	2241
Cheltenham Spa	d	2025	2052	2102	2125	2151	2201	2251
Gloucester	⑦ a	.	.	2112	.	2200	2211	2301
Gloucester	⑦ d	.	.	2114	.	2205	.	.
Cam & Dursley	‡d	.	.	2129
Yate	‡d	.	.	2143
Bristol Parkway	⑦ d	2054	2123	2152	2159	2232	.	.
Filton Abbey Wood	‡a	.	.	2155
Stapleton Road	a
Lawrence Hill	a
Bristol Temple Meads	⑩ a	2104	2135	2204	2212	2241	.	.
Train continues to		PLY						

Weekend timetables

Train times are often changed at weekends to enable maintenance work to be carried out. The times shown in this timetable are a guide to our services, and you should confirm your train times online at GWR.com prior to travelling.

Operator		GW	XC	GW	XC	GW	XC	GW	XC	XC	XC	XC	XC	XC	GW	XC	XC	XC	XC	XC	GW	XC		
Notes			V		H		H		V	V	V	H		V	V	V	V	V	V	V	V	J		
Facilities			1	1	1	1	1		1	1	1	1	1	1	1	1	1	1	1	1	1	1		
Great Malvern	d		
Malvern Link	d		
Worcester Foregate St	⑦ d		
Worcester Shrub Hill	⑦ d	1138	1436	1640	.	1840	
Ashchurch for Tewkesbury	‡d	1153	1451	1656	.	1856	
Cheltenham Spa	d	1004	1010	1111	1203	1210	1252	1352	1425	1452	1501	1526	1552	1626	1651	1706	1726	1752	1826	1852	1906	1926		
Gloucester	⑦ a	1014	.	1014	.	1214	.	1214	1511	1716	.	1916	
Gloucester	⑦ d	1016	.	1016	.	1218	.	1218	1513	1719	.	1919	
Cam & Dursley	‡d	.	.	1031	.	.	.	1233	1528	1734	.	1935	
Yate	‡d	.	.	1045	.	.	.	1248	1542	1748	.	1949	
Bristol Parkway	⑦ d	.	1038	1055	1141	.	1240	1258	1321	1421	1454	1524	1555	1600	1621	1655	1721	1757	1803	1821	1855	1922	1958	2004
Filton Abbey Wood	‡a	.	.	1058	.	.	.	1301	1600	1800	.	2001	
Stapleton Road	a	
Lawrence Hill	a	
Bristol Temple Meads	⑩ a	.	1048	1107	1151	.	1249	1309	1331	1431	1508	1534	1608	1611	1631	1708	1733	1809	1814	1835	1908	1932	2010	2014
Train continues to		TAU	PNZ	TAU	PLY	PLY	PLY	PLY	PLY	PLY	PLY	PLY	WSM	PGN	PNZ	PLY	PLY	PNZ	PNZ	PLY	PLY	PLY	PLY	

Operator		XC	XC	XC	GW	XC	XC	XC	XC	
Notes		V	V	V		V	V	V	V	
Facilities		1	1	1		1	1	1	1	
Great Malvern	d	
Malvern Link	d	
Worcester Foregate St	⑦ d	
Worcester Shrub Hill	⑦ d	.	.	.	2038	
Ashchurch for Tewkesbury	‡d	.	.	.	2054	
Cheltenham Spa	d	1952	2026	2052	2103	2126	2152	2225	2253	
Gloucester	⑦ a	.	.	.	2113	.	2202	.	.	
Gloucester	⑦ d	.	.	.	2115	.	2206	.	.	
Cam & Dursley	‡d	.	.	.	2130	
Yate	‡d	.	.	.	2144	
Bristol Parkway	⑦ d	2021	2057	2121	2155	2159	2233	2253	2322	
Filton Abbey Wood	‡a	.	.	.	2157	
Stapleton Road	a	
Lawrence Hill	a	
Bristol Temple Meads	⑩ a	2031	2106	2130	2207	2210	2244	2302	2333	
Train continues to		PLY		PLY						



Welcome to our guide to services showing Cotswolds & Malverns line trains, between London Paddington, Oxford, Worcester and Hereford. All trains in this timetable are operated by Great Western Railway.

Amendments to published times

Public Holidays and rail improvement works may affect services in this timetable, especially at weekends. For the latest timetable information, please visit our website or download our smartphone app.

Want to bring your bike?

Bike reservations are compulsory on many of our services. Space is limited on board, and so we operate a strict first-come, first-served policy. Book a space at your nearest staffed station, through our Customer Support team, or when you buy your ticket online at **GWR.com**

Short platforms

Some stations on our network have short platforms. In some cases you can only join or leave the train from certain carriages. Please listen for announcements.

GWR Customer Panel

We have a Customer Panel to give us feedback on our services and to contribute good ideas. If you would like to join the Panel, please sign up at **GWR.com**

National Rail

For further information on train times and fares, visit **nationalrail.co.uk** or call **03457 48 49 50*** (24 hours, call may be recorded). You can also download a copy of the **National Rail Conditions of Travel** from this website.

Transport Focus

Transport Focus is the independent passenger watchdog for the UK's public transport users. Please visit **transportfocus.org.uk** or call **0300 123 2350***

PLUSBUS

Buy an add-on ticket giving you discounted bus travel to and from many of our stations. Visit **plusbus.info** for more details.

Free Wi-Fi is available on most of our trains.

The Cotswold Line Promotion Group

This group is a voluntary organisation that actively promotes and supports rail and bus feeder services along the Oxford to Worcester line and through to Hereford. The group welcomes new members and the help and support of the local community. For more details, please visit **clpg.org.uk**

Travelling to Birmingham?

Connecting services are available from both Worcester Shrub Hill and Foregate Street stations to Birmingham New Street (via Bromsgrove) and Birmingham Snow Hill / Moor Street (via Kidderminster). The journey time is approximately one hour. These services are operated by West MidlandsTrains. For more details please consult their publicity.

* Standard network charges apply. Calls from mobiles may be higher

Bus Links

The following local bus connections are available:

From	To	Operator	Website
Moreton-in-Marsh	Stow-on-the-Wold, Bourton-on-the-Water	Pulhams Coaches	pulhamscoaches.com
Moreton-in-Marsh	Blockley, Broadway, Chipping Campden, Stratford-upon-Avon	Johnsons Coaches	johnsonsc.co.uk

To check timings, please call Traveline on **0871 200 22 33** (calls cost 12p per minute, network charges may apply), or visit **traveline.info**

LONDON PADDINGTON AND OXFORD TO WORCESTER AND HEREFORD

MONDAYS TO FRIDAYS

Notes																				CE	A			FO B
Facilities																								
London Paddington ⊕	⑩ d		0512	0547	0652	0750	0821	0921	1022	1122	1221	1322	1421	1522	1552	1622	1722	1752	1822	1922	1948	2022	2148	2320
Slough ⇄	③ d		0530	0603	0708	0807	0837	0937	1038	1138	1237	1338	1437	1538	1608	1638u				1938		2038	2204	2337
Reading ⇄	⑦ d		0550	0618	0722	0823	0853	0952	1053	1153	1252	1353	1452	1553	1623	1653u	1752	1821	1851	1953	2020	2053	2220	0003
Didcot Parkway ⇄ M1	d			0634	0743																2035			
Oxford ⇄	d	0514	0621	0652	0801	0851	0923	1020	1125	1224	1323	1419	1523	1625	1650	1726	1817	1850	1924	2023		2124	2256	0036
Hanborough	d			0702	0814	0900	0933	1030	1135	1235	1333	1429	1533	1635	1700	1736	1827	1900	1934	2033		2134	2306	0045
Combe	d															1740								
Finstock	d															1747								
Charlbury	d			0710	0822	0908	0941	1038	1143	1243	1341	1437	1541	1643	1708	1752	1835	1908	1942	2043		2142	2314	0053
Ascott-under-Wychwood	d															1758								
Shipton	d															1802		1916					2321	
Kingham	d			0719	0832	0917	0951	1047	1152	1252	1350	1446	1550	1652	1718	1809	1845	1922	1952	2053		2151	2327	0102
Moreton-in-Marsh	a	0539	0645	0728	0840	0925	0959	1056	1201	1301	1359	1455	1559	1701	1726	1817	1853	1930	2001	2101		2200	2336	0111
Moreton-in-Marsh	d	0542		0729	0841	0929	1000	1057	1202	1302	1400	1456	1600	1702		1818	1854	1931	2002	2106		2201	2337	
Honeybourne	d	0553		0740	0853		1012		1213	1313	1411		1611	1713		1830	1906		2013	2118		2212	2348	
Evesham	a	0559		0748	0901	0944	1020	1112	1221	1321	1419	1512	1618	1721		1837	1914	1947	2021	2126		2220	2356	
Evesham	d	0559		0751	0902	0944	1030	1113	1222	1322	1420	1513	1623	1722		1838	1915	1948	2022	2131		2221	2357	
Pershore	d	0607		0758	0909		1037		1230	1330	1428		1630	1730		1845	1922	1956	2030	2139		2229	0005	
Worcester Shrub Hill ⇄	⑦ a	0619		0809	0920	0959	1048	1127	1240	1340	1438	1527	1641	1740		1857	1933	2006	2040	2149	2222	2239	0015	
Worcester Shrub Hill ⇄	⑦ d	0619		0813	0921	1000	1049	1129	1243	1342		1539	1642	1742		1909	1935	2013	2042	2158		2241		
Worcester Foregate St ⇄	⑦ a	0622		0815	0924	1003	1052	1131	1246	1344		1541	1644	1744		1911	1938	2015	2044	2201		2243		
Malvern Link	a	0751		0850	0933	1012	1101	1225	1255	1427		1626	1717	1754		1921	1947	2024	2054	2210		2253		
Great Malvern ⇄	a	0755		0853	0937	1015	1105	1230	1259	1430		1629	1722	1758		1926	1951	2028	2058	2215		2257		
Colwall	a	0805		0858	0950	1050	1112	1250	1313	1450		1648	1752	1824			1957	2033	2104	2225				
Ledbury	a	0813		0905	0957	1057	1120	1257	1321	1457		1656	1759	1831			2006	2041	2114	2233				
Hereford ⇄	⑦ a	0833		0927	1019	1119	1140	1319	1347	1519		1719	1821	1851			2026	2101	2133	2252				

Notes																		
Facilities			■	■	■	■	■	■	■	■	■	■	■	■	■	■	■	■
London Paddington	⊕	d	0518	0622	0722	0822	0922	1022	1122	1222	1322	1422	1520	1622	1722	1822	1952	2150
Slough	↔	d	0534	0638	0738	0838	0938	1038	1138	1238	1338	1438	1537	1638	1738	1838	2008	2206
Reading	↔	d	0554	0653	0753	0854	0953	1054	1153	1253	1353	1453	1554	1654	1754	1854	2023	2224
Didcot Parkway	↔	d	0610	2239
Oxford	↔	d	0624	0723	0823	0924	1023	1123	1223	1323	1423	1523	1625	1723	1823	1923	2049	2253
Hanborough		d	0634	0733	0833	0934	1033	1133	1233	1333	1433	1533	1634	1733	1833	1933	2059	2302
Combe		d
Finstock		d
Charlbury		d	0642	0741	0841	0942	1041	1141	1241	1341	1441	1541	1642	1741	1841	1941	2107	2310
Ascott-under-Wychwood		d
Shipton		d	1448	.	.	1748	.	1948	.	2316
Kingham		d	0652	0750	0850	0951	1050	1150	1250	1350	1454	1550	1651	1754	1850	1954	2116	2321
Moreton-in-Marsh	a	d	0700	0759	0859	1000	1059	1159	1259	1400	1503	1559	1659	1803	1859	2003	2125	2329
Moreton-in-Marsh		d	0701	0800	0900	1001	1100	1200	1300	.	1504	1600	1659	1804	1900	2004	2126	2330
Honeybourne		d	0713	0811	0911	1012	1111	1211	1311	.	1515	1611	1710	1815	1911	2015	2137	2341
Evesham	a	d	0721	0819	0919	1020	1119	1219	1319	.	1523	1619	1717	1823	1919	2023	2144	2347
Evesham		d	0724	0820	0920	1022	1120	1227	1323	.	1524	1621	1720	1824	1920	2025	2145	2348
Pershore		d	0732	0828	0928	1029	1128	1234	1330	.	1532	1628	1728	1832	1928	2033	2153	2355
Worcester Shrub Hill	↔	d	0743	0840	0940	1040	1140	1246	1342	.	1544	1640	1740	1844	1940	2045	2205	0010
Worcester Shrub Hill	↔	d	0745	0841	0941	1043	1141	1248	1344	.	1545	1642	1742	1854	1942	2046	2206	.
Worcester Foregate St	↔	d	0748	0844	0944	1045	1147	1250	1346	.	1548	1644	1744	1856	1944	2049	2209	.
Malvern Link		d	0757	0853	0953	1055	1241	1300	1356	.	1557	1654	1755	1906	2010	2058	2218	.
Great Malvern	↔	a	0802	0900	1000	1059	1244	1304	1403	.	1604	1700	1801	1910	2013	2102	2225	.
Colwall		a	0850	0950	1050	1113	1250	1313	1450	.	1650	1750	1853	1916	2030	2108	.	.
Ledbury		a	0857	0957	1057	1121	1257	1321	1457	.	1657	1757	1900	1924	2038	2116	.	.
Hereford	↔	d	0919	1019	1119	1140	1319	1340	1519	.	1719	1819	1919	1945	2102	2135	.	.

Notes			L	C	D	E										F	G	
Facilities			■	■	■	■	■	■	■	■	■	■	■	■	■	■	■	
London Paddington	⊕	d	0800	0842	0842	0935	1042	1242	1342	1442	1542	1642	1742	1842	1942	2142		
Slough	↔	d	0824	0906	0906	0956	1106	1307	1407	1506	1602	1702	1805	1900	2004	2205		
Reading	↔	d	0844	0922	0922	1013	1122	1322	1422	1522	1620	1723	1825	1924	2022	2223		
Didcot Parkway	↔	d	0900	0938	0945	1031	1138	1338	1438	1537	1635	1740	1842	1941	2037	2244		
Oxford	↔	d	0915	0952	0958	1048	1154	1352	1452	1551	1653	1755	1856	1956	2053	2259		
Hanborough		d	0925	.	.	1057	1202	1403	.	1601	.	1805	1907	2005	2103	2309		
Combe		d		
Finstock		d		
Charlbury		d	0936	1007	1014	1104	1212	1410	1507	1607	1708	1815	1915	2014	2110	2316		
Ascott-under-Wychwood		d		
Shipton		d		
Kingham		d	0946	1015	1021	1114	1220	1419	1515	1616	1717	1824	1924	2023	2120	2325		
Moreton-in-Marsh	a	d	0954	1024	1031	1123	1229	1429	1526	1625	1725	1832	1933	2031	2129	2335		
Moreton-in-Marsh		d	0955	1025	1032	1124	1230	1430	1526	1626	1725	1832	1933	2032	2130	2335		
Honeybourne		d	1007	.	.	1135	1241	1443	.	1639	.	1841	1944	2044	2141	2346		
Evesham	a	d	1014	1041	1048	1143	1249	1451	1544	1647	1741	1849	1954	2049	2149	2354		
Evesham		d	1015	1046	1051	1149	1250	1452	1545	1649	1742	1849	1955	2051	2150	2354		
Pershore		d	1022	.	.	1157	1258	1500	1552	1656	1750	1857	2002	2058	2158	0003		
Worcester Shrub Hill	↔	d	1035	1102	1106	1207	1310	1510	1604	1708	1801	1907	2014	2111	2209	0016		
Worcester Shrub Hill	↔	d	1036	1104	1107	1209	1311	1511	1604	1709	1802	1910	2016	2122	2210	.		
Worcester Foregate St	↔	d	1039	1106	1110	1211	1314	1514	1607	1712	1804	1912	2018	2124	2213	.		
Malvern Link		a	1050	1116	1119	1221	1323	1524	1651	1721	1851	1921	2028	2134	2222	.		
Great Malvern	↔	a	1054	1120	1123	1225	1327	1528	1654	1725	1854	1924	2032	2139	2226	.		
Colwall		a	1111	1129	1129	1307	1334	1534	1708	1731	1904	.	2038	2201	.	.		
Ledbury		a	1118	1137	1137	1314	1342	1542	1716	1739	1911	.	2046	2208	.	.		
Hereford	↔	d	1134	1157	1157	1332	1407	1601	1734	1756	1930	.	2104	2227	.	.		

Weekend timetables

Train times are often changed at weekends to enable maintenance work to be carried out. The times shown in this timetable are a guide to our services, and you should confirm your train times online at GWR.com prior to travelling.



* Standard network charges apply. Calls from mobiles may be higher.

Don't miss out on our latest offers, special deals and news. Register at GWR.com/news

Buy your train tickets online at GWR.com

Earn Nectar points

Download our app to purchase tickets and check train times. Search [GWR](#) in your App store

03457 000 125* (open 0600-2300 daily)

Like us: [facebook.com/GWRUK](https://www.facebook.com/GWRUK)

Follow us: @GWRHelp

GWRfeedback@GWR.com

GWR.com/contact

Further information

GWR

T6

Great Western Railway
Timetable
1 January to 19 May 2018

London and Oxford
to Hereford and Worcester
The Cotswolds and Malverns line



Notes and symbols

- Through service
Connecting service
Runs on certain days only. Please check note at top of column
Bike reservations are compulsory. First Class accommodation, seat reservations, Wi-Fi and power points are available
On-train refreshments are available for all or part of the journey
Minimum time, in minutes, you need to allow between connecting services (this is only shown at stations where this differs from the standard 5 minute allowance)
Interchange with London Underground
Plusbus available
Heritage railway connection. Operating days vary
Arrival time
Change at Oxford
Departure time
Arrives 2 minutes earlier on Fridays
Change at Oxford and Reading
Stops to pick up passengers only
Passengers may arrive earlier by travelling on a later train
Runs via Swindon and Cheltenham Spa. Also calls at Maidenhead 2007
Also calls at Maidenhead 2346 and Twyford 2354
Runs from 1 April
Runs until 25 March
Also calls at Maidenhead 1710
Also calls at Maidenhead 1814
Also calls at Maidenhead 1907
Also calls at Maidenhead 0704
Runs via Cheltenham Spa and Swindon
Also calls at Maidenhead 2138
Also calls at Maidenhead 0831
Operates Fridays only
Operates Mondays to Thursdays only
Great Western Railway named trains
The Cathedrals Express

HEREFORD AND WORCESTER TO OXFORD AND LONDON PADDINGTON

Table with multiple columns representing time slots and rows for various stations including Hereford, Ledbury, Colwall, Great Malvern, Worcester Foregate St, Worcester Shrub Hill, Pershore, Evesham, Honeybourne, Moreton-in-Marsh, Kingham, Shipton, Ascott-under-Wychwood, Charlbury, Finstock, Combe, Hanborough, Oxford, Didcot Parkway, Reading, Slough, and London Paddington. Includes CE, FO, and FX service indicators.

Summary table for FX and FO services across the same stations as the main table, providing alternative time slots.

MONDAYS TO FRIDAYS

Notes		J																		
Facilities		■	■CP	■CP	■CP	■CP	■CP	■CP	■CP	■CP	■CP	■CP	■CP	■CP	■CP	■CP	■CP	■CP	■CP	■CP
Hereford	d	0617	0713	0739	0839	0939	1039	1213	1339	1513	1539	1639	1739	1911	2020	2135				
Ledbury	d	0634	0730	0758	0858	0958	1058	1230	1358	1530	1558	1658	1758	1928	2041	2151				
Colwall	d	0642	0738	0805	0905	1005	1105	1238	1405	1538	1605	1705	1805	1934	2048	2157				
Great Malvern	d	0554	0648	0744	0843	0945	1045	1137	1246	1435	1544	1635	1745	1835	1939	2054	2241			
Malvern Link	d	0558	0652	0748	0847	0949	1049	1139	1250	1439	1548	1639	1749	1838	1942	2058	2245			
Worcester Foregate St	d	0609	0703	0759	0858	1000	1100	1206	1301	1457	1559	1657	1800	1848	2004	2111	2256			
Worcester Shrub Hill	a	0612	0706	0802	0901	1003	1103	1209	1304	1500	1602	1700	1803	1850	2007	2114	2259			
Worcester Shrub Hill	d	0613	0708	0804	0837	0904	1004	1104	1210	1306	1502	1604	1702	1806	1902	2008	2118	2300		
Pershore	d	0622	0717	0813	0913	1014	1113	1220	1315	1511	1613	1711	1815	1911	2018	2127	2310			
Evesham	a	0630	0725	0821	0920	1021	1121	1227	1323	1519	1621	1719	1823	1918	2026	2135	2319			
Evesham	d	0631	0726	0826	0922	1025	1125	1228	1326	1528	1622	1725	1828	1928	2028	2136				
Honeybourne	d	0638	0733	0833	0930	1032	1132	1236	1333	1535	1629	1732	1835	1935	2035	2143				
Moreton-in-Marsh	a	0650	0745	0845	0941	1044	1144	1247	1345	1547	1641	1744	1847	1946	2047	2155				
Moreton-in-Marsh	d	0651	0746	0846	0942	1045	1145	1248	1346	1450	1548	1642	1745	1848	1947	2048	2156			
Kingham	d	0659	0754	0854	0951	1053	1153	1257	1354	1459	1556	1650	1753	1856	1955	2056	2204			
Shipton	d	0800		0956				1400		1656										
Ascott-under-Wychwood	d																			
Charlbury	d	0710	0808	0905	1004	1104	1204	1307	1408	1509	1607	1704	1804	1907	2004	2108	2215			
Finstock	d																			
Combe	d																			
Hanborough	d	0718	0816	0913	1012	1112	1212	1315	1416	1517	1615	1712	1812	1915	2012	2116	2223			
Oxford	a	0728	0827	0924	1026	1122	1222	1325	1427	1527	1627	1722	1822	1925	2021	2127	2234			
Didcot Parkway	a			1022												2141	2249			
Reading	a	0754	0854	0952	1037	1056	1154	1254	1352	1453	1554	1654	1754	1854	1954	2051	2156	2308		
Slough	a	0808	0910	1007	1110	1208	1310	1407	1508	1608	1708	1809	1908	2008	2106	2211	2331			
London Paddington	a	0827	0928	1025	1107	1129	1226	1328	1426	1526	1629	1726	1827	1926	2027	2125	2229	2351		

Notes		K											
Facilities		■CP	■CP	■CP	■CP	■CP	■CP	■CP	■CP	■CP	■CP	■CP	
Hereford	d	1005	1202	1332	1432	1634	1830	2005					
Ledbury	d	1022	1218	1351	1452	1652	1849	2022					
Colwall	d	1029	1225	1358	1459	1700	1856	2029					
Great Malvern	d	0925	1114	1315	1407	1509	1532	1705	1912	2015	2037		
Malvern Link	d	0928	1118	1319	1411	1513	1535	1709	1916	2018	2040		
Worcester Foregate St	d	0937	1128	1328	1424	1524	1628	1724	1826	1930	2028	2118	
Worcester Shrub Hill	a	0939	1130	1331	1427	1527	1631	1727	1829	1933	2030	2120	
Worcester Shrub Hill	d	0839	0940	1131	1333	1429	1528	1632	1728	1830	1935	2031	2128
Pershore	d	0848	0949	1140	1342	1439	1537	1641	1737	1840	1944	2041	2137
Evesham	a	0855	0956	1147	1349	1446	1546	1646	1747	1848	1950	2048	2145
Evesham	d	0857	0958	1155	1355	1455	1555	1655	1755	1855	1955	2049	2149
Honeybourne	d	0904	1005	1201	1402	1601	1700	1802	1901	2002	2056	2156	
Moreton-in-Marsh	a	0915	1016	1212	1414	1510	1612	1712	1814	1912	2014	2107	2207
Moreton-in-Marsh	d	0916	1017	1213	1415	1511	1613	1713	1816	1913	2015	2108	2208
Kingham	d	0924	1025	1221	1423	1519	1621	1720	1825	1922	2023	2116	2216
Shipton	d												
Ascott-under-Wychwood	d												
Charlbury	d	0934	1039	1230	1434	1529	1631	1731	1836	1933	2034	2125	2225
Finstock	d												
Combe	d												
Hanborough	d	0941	1047	1238	1442	1536	1641	1741	1938	2042	2133	2234	
Oxford	a	0950	1055	1250	1450	1549	1654	1754	1851	1953	2053	2148	2243
Didcot Parkway	a	1006	1108	1306	1507	1607	1707	1807	1908	2007	2107	2203	2256
Reading	a	1023	1124	1323	1522	1622	1724	1823	1924	2023	2124	2220	2312
Slough	a	1039	1141	1342	1539	1641	1740	1839	1939	2038	2145	2237	2331
London Paddington	a	1101	1206	1407	1604	1706	1805	1904	2004	2100	2213	2301	2354

Weekend timetables

Train times are often changed at weekends to enable maintenance work to be carried out. The times shown in this timetable are a guide to our services, and you should confirm your train times online at GWR.com prior to travelling.





Great Western Railway

Timetable

1 January to 19 May 2018

B3

Bristol to Cardiff, Gloucester,
Cheltenham Spa, Worcester
and the Malverns



General Information

This timetable shows the full service from Bristol to Cardiff, Gloucester, Cheltenham Spa, Worcester and the Malverns.

Contents	Page
Great Malvern, Cheltenham Spa, Gloucester and Cardiff to Bristol	1
Bristol To Cardiff, Gloucester, Cheltenham Spa And Great Malvern	22
Ashchurch for Tewkesbury and Cheltenham Spa to Gloucester	43
Gloucester to Cheltenham Spa and Ashchurch for Tewkesbury	46

Want to bring your bike?

Bike reservations are compulsory on many of our services. Space is limited on board, and so we operate a strict first-come, first-served policy. Book a space at your nearest staffed station, through our Customer Support team, or when you buy your ticket online at GWR.com

Short platforms

Some stations on our network have short platforms. In some cases you can only join or leave the train from certain carriages. Please listen for announcements.

PLUSBUS

Buy an add-on ticket giving you discounted bus travel to and from many of our stations. Visit plusbus.info for more details.

Free Wi-Fi is available on most of our trains.

MONDAYS TO FRIDAYS

GREAT MALVERN, CHELTENHAM SPA,
GLOUCESTER AND CARDIFF TO BRISTOL

Operator Notes Facilities		GW MX	GW A	GW	GW	GW	GW	GW	GW
Great Malvern	d
Malvern Link	d
Worcester Foregate St ⑦	d
Worcester Shrub Hill ⑦	d	0528	.	.	.
Ashchurch for Tewkesbury	d	0544	.	.	.
Cheltenham Spa	d	0554	.	.	.
Gloucester ⑦	a	0603	.	.	.
Gloucester ⑦	d	.	0517	0616	.
Cam & Dursley	d	0632	.
Yate	d	0645	.
Cardiff Central ⑦	d	2327p	0630
Newport	d	2345p	0644
Severn Tunnel Junction	d	0003	0655
Patchway	d	0016	0708
Bristol Parkway ⑦	a	0654	.
Bristol Parkway ⑦	d	.	.	0624	.	.	.	0657	.
Filton Abbey Wood	d	0020	.	0628	.	.	.	0701	0712
Severn Beach	d	.	.	.	0600
Avonmouth	d	.	.	.	0612	.	0629	.	.
Clifton Down	d	.	.	.	0625	.	0643	.	.
Stapleton Road	d	0025	.	.	0636	.	0653	0707	.
Lawrence Hill	d	0027	.	.	0638	.	0655	0709	.
Bristol Temple Meads ⑩	a	0033	.	0636	0641	.	0658	0713	0720
Weston-super-Mare	a	.	.	0702	.	.	.	0747	.
Taunton	a	.	.	0738	.	.	.	0823	.
Keynsham	a
Oldfield Park	a
Bath Spa ⑦	a	0735
Westbury	a	.	0653	0804
Train continues to			SOU	PNZ		PAD			PMH

Operator Notes Facilities		GW	XC	GW	GW	GW	XC	GW	GW
Great Malvern	d
Malvern Link	d
Worcester Foregate St ⑦	d
Worcester Shrub Hill ⑦	d	0649	.	.	.
Ashchurch for Tewkesbury	d	0705	.	.	.
Cheltenham Spa	d	0624	.	.	.	0716	0723	.	.
Gloucester ⑦	a	0634	.	.	.	0726	.	.	.
Gloucester ⑦	d	0642	.	.	0705	0741	.	.	.
Cam & Dursley	d	0657	.	.	0723	└	.	.	.
Yate	d	0712	.	.	0738
Cardiff Central ⑦	d	.	0700	0730	.
Newport	d	.	0714	0744	.
Severn Tunnel Junction	d	.	0725	0756	.
Patchway	d	.	0737
Bristol Parkway ⑦	a	0722	0808c	.	0748	.	0754	.	.
Bristol Parkway ⑦	d	0724	.	.	0749	.	0755	.	0812
Filton Abbey Wood	d	0728	0741	.	0753	.	.	0811	0816
Severn Beach	d	.	.	0716
Avonmouth	d	.	.	0726
Clifton Down	d	.	.	0740
Stapleton Road	d	0733	.	0752
Lawrence Hill	d	0735	.	0755
Bristol Temple Meads ⑩	a	0740	0751	0758	0800	.	0805	0818	0824
Weston-super-Mare	a	0859
Taunton	a	0842	.	0932
Keynsham	a	0753	.	.	0818
Oldfield Park	a	0802	.	.	0826
Bath Spa ⑦	a	0806	.	.	0829	.	.	0835	.
Westbury	a	0836	0901	.
Train continues to			MAN		SWI	WEY	PGN	PMH	

MONDAYS TO FRIDAYS

GREAT MALVERN, CHELTENHAM SPA,
GLOUCESTER AND CARDIFF TO BRISTOL

Operator		GW	GW	GW	XC	GW	GW	GW	XC
Notes									
Facilities		■	□		■	□			■
Great Malvern	d
Malvern Link	d
Worcester Foregate St	d
Worcester Shrub Hill	d	0708
Ashchurch for Tewkesbury	d
Cheltenham Spa	d	0731	.	.	0752	.	.	.	0825
Gloucester	a	0740	.	←
Gloucester	d	.	.	0741
Cam & Dursley	d	.	.	0756
Yate	d	.	.	0810
Cardiff Central	d	0800	.	.	.
Newport	d	0815	.	.	.
Severn Tunnel Junction	d	0826	.	.	.
Patchway	d	0839	.	.	.
Bristol Parkway	a	.	.	0820	0826	.	.	.	0854
Bristol Parkway	d	.	.	0820	0827	.	0845	.	0857
Filton Abbey Wood	d	.	.	0823	.	0843	0849	.	.
Severn Beach	d	.	0751
Avonmouth	d	.	0801	0836	.
Clifton Down	d	.	0816	0849	.
Stapleton Road	d	.	0826	.	.	.	0854	0901	.
Lawrence Hill	d	.	0828	.	.	.	0856	0904	.
Bristol Temple Meads	a	.	0832	0836	0839	0851	0900	0907	0910
Weston-super-Mare	a	0923	.	.	.
Taunton	a	.	.	.	0914	1001	.	.	.
Keynsham	a	.	.	0847	.	.	0911	.	.
Oldfield Park	a	.	.	0855	.	.	0919	.	.
Bath Spa	a	.	.	0858	.	.	0922	.	.
Westbury	a	.	.	0928	.	.	0949	.	.
Train continues to		PAD		WEY	PLY	PGN			

Operator		GW	GW	GW	XC	GW	GW	GW	XC
Notes									
Facilities		◇	□		■	□			■
Great Malvern	d
Malvern Link	d
Worcester Foregate St	d
Worcester Shrub Hill	d
Ashchurch for Tewkesbury	d
Cheltenham Spa	d	.	.	.	0852	.	.	.	0926
Gloucester	a
Gloucester	d	.	.	0841
Cam & Dursley	d	.	.	0856
Yate	d	.	.	0910
Cardiff Central	d	0830	0900	.	.
Newport	d	0844	0915	.	.
Severn Tunnel Junction	d	0855	0926	.	.
Patchway	d	0939	.	.
Bristol Parkway	a	.	.	0919	0925	.	.	.	0954
Bristol Parkway	d	.	0912	0919	0926	.	.	0941	0957
Filton Abbey Wood	d	0909	0916	0923	.	.	0943	0948	.
Severn Beach	d
Avonmouth	d	0915	.	.	.
Clifton Down	d	0928	.	.	.
Stapleton Road	d	.	.	0929	.	0939	.	0953	.
Lawrence Hill	d	.	.	0931	.	0941	.	.	.
Bristol Temple Meads	a	0919	0924	0935	0939	0947	0954	1001	1008
Weston-super-Mare	a	.	1000	.	.	.	1022	.	.
Taunton	a	.	.	.	1015	.	1059	.	.
Keynsham	a	.	.	0953
Oldfield Park	a	.	.	1000
Bath Spa	a	0934	.	1003
Westbury	a	1001	.	1034
Train continues to		PMH		WEY	PLY		PNZ		

MONDAYS TO FRIDAYS
**GREAT MALVERN, CHELTENHAM SPA,
GLOUCESTER AND CARDIFF TO BRISTOL**

Operator		GW	GW	GW	GW	XC	GW	GW	XC
Notes									
Facilities		◇	◇			■	◇		■
Great Malvern	d	.	.	.	0850
Malvern Link	d	.	.	.	0853
Worcester Foregate St	⑦ d	.	.	.	0903
Worcester Shrub Hill	⑦ d	.	.	.	0906
Ashchurch for Tewkesbury	d	.	.	.	0924
Cheltenham Spa	d	.	.	.	0933	1000	.	.	1026
Gloucester	⑦ a	.	.	.	0942
Gloucester	⑦ d	.	.	.	0944
Cam & Dursley	d	.	.	.	0959
Yate	d	.	.	.	1013
Cardiff Central	⑦ d	0930	1000	.	.
Newport	d	0944	1015	.	.
Severn Tunnel Junction	d	0955	1026	.	.
Patchway	d	1039	.	.
Bristol Parkway	⑦ a	.	.	.	1022	1030	.	.	1054
Bristol Parkway	⑦ d	.	1012	.	1022	1032	.	.	1057
Filton Abbey Wood	d	1009	1016	.	1025	.	1042	.	.
Severn Beach	d	.	.	0956
Avonmouth	d	.	.	1004	.	.	.	1034	.
Clifton Down	d	.	.	1016	.	.	.	1049	.
Stapleton Road	d	.	.	1025	1032	.	.	1101	.
Lawrence Hill	d	.	.	.	1034	.	.	1103	.
Bristol Temple Meads	⑩ a	1019	1024	1032	1039	1043	1052	1108	1110
Weston-super-Mare	a	.	1100	.	.	.	1121	.	1132
Taunton	a	1117	1155	.	1158
Keynsham	a	.	.	.	1054
Oldfield Park	a	.	.	.	1102
Bath Spa	⑦ a	1034	.	.	1106
Westbury	a	1100	.	.	1136
Train continues to		PMH				PLY			PGN

Operator		GW	GW	GW	XC	GW	GW	XC	GW
Notes									
Facilities		◇	◇		■	◇		■	◇
Great Malvern	d
Malvern Link	d
Worcester Foregate St	⑦ d
Worcester Shrub Hill	⑦ d
Ashchurch for Tewkesbury	d
Cheltenham Spa	d	.	.	.	1100	.	.	1126	.
Gloucester	⑦ a
Gloucester	⑦ d	.	.	1041
Cam & Dursley	d	.	.	1056
Yate	d	.	.	1110
Cardiff Central	⑦ d	1030	1100	.	1130
Newport	d	1045	1115	.	1144
Severn Tunnel Junction	d	1126	.	.
Patchway	d	1139	.	.
Bristol Parkway	⑦ a	.	.	1119	1131	.	.	1154	.
Bristol Parkway	⑦ d	.	1112	1120	1132	.	.	1156	.
Filton Abbey Wood	d	1110	1116	1123	.	.	1142	.	1209
Severn Beach	d
Avonmouth	d	1115	.	.	.
Clifton Down	d	1130	.	.	.
Stapleton Road	d	.	.	1129	.	1140	.	.	.
Lawrence Hill	d	.	.	1131	.	1142	.	.	.
Bristol Temple Meads	⑩ a	1119	1124	1135	1141	1149	1151	1205	1218
Weston-super-Mare	a	.	1200	.	.	.	1220	.	.
Taunton	a	.	.	.	1214	.	1253	.	.
Keynsham	a	.	.	1155
Oldfield Park	a	.	.	1203
Bath Spa	⑦ a	1134	.	1206	1234
Westbury	a	1200	.	1236	1300
Train continues to		PMH		WEY	PLY				PMH

MONDAYS TO FRIDAYS

GREAT MALVERN, CHELTENHAM SPA,
GLOUCESTER AND CARDIFF TO BRISTOL

Operator		GW	GW	GW	XC	GW	GW	XC	GW
Notes									
Facilities				■	■			■	◇
Great Malvern	d	*	*	1048	*	*	*	*	*
Malvern Link	d	*	*	1051	*	*	*	*	*
Worcester Foregate St	⑦ d	*	*	1103	*	*	*	*	*
Worcester Shrub Hill	⑦ d	*	*	1106	*	*	*	*	*
Ashchurch for Tewkesbury	d	*	*	1124	*	*	*	*	*
Cheltenham Spa	d	*	*	1133	1200	*	*	1226	*
Gloucester	⑦ a	*	*	1145	*	*	*	*	*
Gloucester	⑦ d	*	*	1147	*	*	*	*	*
Cam & Dursley	d	*	*	1200	*	*	*	*	*
Yate	d	*	*	1214	*	*	*	*	*
Cardiff Central	⑦ d	*	*	*	*	1200	*	*	1230
Newport	d	*	*	*	*	1215	*	*	1244
Severn Tunnel Junction	d	*	*	*	*	1226	*	*	*
Patchway	d	*	*	*	*	1239	*	*	*
Bristol Parkway	⑦ a	*	*	1223	1229	*	*	1254	*
Bristol Parkway	⑦ d	1212	*	1223	1231	*	*	1257	*
Filton Abbey Wood	d	1216	*	1226	*	1242	*	*	1309
Severn Beach	d	*	1154	*	*	*	*	*	*
Avonmouth	d	*	1204	*	*	*	1234	*	*
Clifton Down	d	*	1216	*	*	*	1248	*	*
Stapleton Road	d	*	1225	*	*	*	1301	*	*
Lawrence Hill	d	*	*	*	*	*	1303	*	*
Bristol Temple Meads	⑩ a	1224	1232	1235	1242	1251	1306	1309	1319
Weston-super-Mare	a	1300	*	*	*	1321	*	*	*
Taunton	a	*	*	*	1316	1355	*	*	*
Keynsham	a	*	*	*	*	*	*	*	*
Oldfield Park	a	*	*	*	*	*	*	*	*
Bath Spa	⑦ a	*	*	1251	*	*	*	*	1334
Westbury	a	*	*	1325	*	*	*	*	1400
Train continues to				BTN	PLY				PMH

Operator		GW	GW	XC	GW	GW	XC	GW	GW
Notes									
Facilities				■			■	◇	
Great Malvern	d	*	*	*	*	*	*	*	*
Malvern Link	d	*	*	*	*	*	*	*	*
Worcester Foregate St	⑦ d	*	*	*	*	*	*	*	*
Worcester Shrub Hill	⑦ d	*	*	*	*	*	*	*	*
Ashchurch for Tewkesbury	d	*	*	*	*	*	*	*	*
Cheltenham Spa	d	*	*	1300	*	*	1326	*	*
Gloucester	⑦ a	*	*	*	*	*	*	*	*
Gloucester	⑦ d	*	1242	*	*	*	*	*	*
Cam & Dursley	d	*	1256	*	*	*	*	*	*
Yate	d	*	1310	*	*	*	*	*	*
Cardiff Central	⑦ d	*	*	*	*	1300	*	1330	*
Newport	d	*	*	*	*	1316	*	1344	*
Severn Tunnel Junction	d	*	*	*	*	1327	*	*	*
Patchway	d	*	*	*	*	1340	*	*	*
Bristol Parkway	⑦ a	*	1318	1331	*	*	1354	*	*
Bristol Parkway	⑦ d	1312	1319	1332	*	*	1357	*	1412
Filton Abbey Wood	d	1316	1325	*	*	1343	*	1409	1416
Severn Beach	d	*	*	*	*	*	*	*	*
Avonmouth	d	*	*	*	1315	*	*	*	*
Clifton Down	d	*	*	*	1330	*	*	*	*
Stapleton Road	d	*	1331	*	1342	*	*	*	*
Lawrence Hill	d	*	1333	*	1344	*	*	*	*
Bristol Temple Meads	⑩ a	1324	1336	1342	1350	1353	1408	1418	1424
Weston-super-Mare	a	1400	*	*	*	1425	*	*	1500
Taunton	a	*	*	1416	*	1458	*	*	*
Keynsham	a	*	1355	*	*	*	*	*	*
Oldfield Park	a	*	1403	*	*	*	*	*	*
Bath Spa	⑦ a	*	1406	*	*	*	*	1434	*
Westbury	a	*	1436	*	*	*	*	1500	*
Train continues to			FRO	PLY		EXD		PMH	

MONDAYS TO FRIDAYS
**GREAT MALVERN, CHELTENHAM SPA,
GLOUCESTER AND CARDIFF TO BRISTOL**

Operator		GW	GW	XC	GW	GW	XC	GW	GW
Notes									
Facilities			■	□			■	□	◇
Great Malvern	d	•	1251	•	•	•	•	•	•
Malvern Link	d	•	1254	•	•	•	•	•	•
Worcester Foregate St	⑦ d	•	1303	•	•	•	•	•	•
Worcester Shrub Hill	⑦ d	•	1306	•	•	•	•	•	•
Ashchurch for Tewkesbury	d	•	1324	•	•	•	•	•	•
Cheltenham Spa	d	•	1333	1400	•	•	1426	•	•
Gloucester	⑦ a	•	1344	•	•	•	•	•	•
Gloucester	⑦ d	•	1346	•	•	•	•	•	•
Cam & Dursley	d	•	1400	•	•	•	•	•	•
Yate	d	•	1414	•	•	•	•	•	•
Cardiff Central	⑦ d	•	•	•	1400	•	•	1430	•
Newport	d	•	•	•	1415	•	•	1444	•
Severn Tunnel Junction	d	•	•	•	1426	•	•	•	•
Patchway	d	•	•	•	1439	•	•	•	•
Bristol Parkway	⑦ a	•	1422	1428	•	•	1454	•	•
Bristol Parkway	⑦ d	•	1423	1431	•	•	1457	•	1512
Filton Abbey Wood	d	•	1427	•	1442	•	•	1509	1516
Severn Beach	d	1356	•	•	•	•	•	•	•
Avonmouth	d	1404	•	•	•	1434	•	•	•
Clifton Down	d	1416	•	•	•	1448	•	•	•
Stapleton Road	d	1426	1432	•	•	1501	•	•	•
Lawrence Hill	d	•	1434	•	•	1503	•	•	•
Bristol Temple Meads	⑩ a	1432	1439	1443	1451	1507	1510	1518	1524
Weston-super-Mare	a	•	•	•	1522	•	•	•	1600
Taunton	a	•	•	1515	1601ae	•	1544	•	•
Keynsham	a	•	1454	•	•	•	•	•	•
Oldfield Park	a	•	1502	•	•	•	•	•	•
Bath Spa	⑦ a	•	1505	•	•	•	•	1534	•
Westbury	a	•	1535	•	•	•	•	1604	•
Train continues to			WEY	PLY			EXD	PMH	

Operator		GW	XC	GW	GW	GW	XC	GW	GW
Notes									
Facilities			■	□			■	□	◇
Great Malvern	d	•	•	•	•	•	•	•	•
Malvern Link	d	•	•	•	•	•	•	•	•
Worcester Foregate St	⑦ d	•	•	•	•	•	•	•	•
Worcester Shrub Hill	⑦ d	•	•	•	•	•	•	•	•
Ashchurch for Tewkesbury	d	•	•	•	•	•	•	•	•
Cheltenham Spa	d	•	1500	•	•	•	1526	•	•
Gloucester	⑦ a	•	•	•	•	•	•	•	•
Gloucester	⑦ d	1441	•	•	•	•	•	•	•
Cam & Dursley	d	1456	•	•	•	•	•	•	•
Yate	d	1510	•	•	•	•	•	•	•
Cardiff Central	⑦ d	•	•	•	1500	•	•	1530	•
Newport	d	•	•	•	1515	•	•	1544	•
Severn Tunnel Junction	d	•	•	•	1526	•	•	•	•
Patchway	d	•	•	•	1539	•	•	•	•
Bristol Parkway	⑦ a	1520	1529	•	•	•	1554	•	•
Bristol Parkway	⑦ d	1520	1530	•	•	1554	1557	•	1612
Filton Abbey Wood	d	1523	•	•	1542	1558	•	1609	1616
Severn Beach	d	•	•	•	•	•	•	•	•
Avonmouth	d	•	•	1515	•	•	•	•	•
Clifton Down	d	•	•	1531	•	•	•	•	•
Stapleton Road	d	1530	•	1542	•	•	•	•	•
Lawrence Hill	d	1531	•	1545	•	•	•	•	•
Bristol Temple Meads	⑩ a	1538	1541	1551	1551	•	1611	1619	1624
Weston-super-Mare	a	•	•	•	1626	•	•	•	1700
Taunton	a	•	1614	•	1659	•	•	•	•
Keynsham	a	1550	•	•	•	1612	•	•	•
Oldfield Park	a	1557	•	•	•	1619	•	•	•
Bath Spa	⑦ a	1600	•	•	•	1622	•	1634	•
Westbury	a	1631	•	•	•	•	•	1700	•
Train continues to				PLY				PMH	

MONDAYS TO FRIDAYS

**GREAT MALVERN, CHELTENHAM SPA,
GLOUCESTER AND CARDIFF TO BRISTOL**

Operator		GW	GW	XC	GW	GW	GW	XC	GW
Notes									
Facilities				■	□			■	□
Great Malvern	d	•	1450	•	•	•	•	•	•
Malvern Link	d	•	1453	•	•	•	•	•	•
Worcester Foregate St	d	•	1503	•	•	•	•	•	•
Worcester Shrub Hill	d	•	1506	•	•	•	•	•	•
Ashchurch for Tewkesbury	d	•	1524	•	•	•	•	•	•
Cheltenham Spa	d	•	1533	1600	•	•	•	1626	•
Gloucester	a	•	1544	•	•	•	•	•	•
Gloucester	d	•	1546	•	•	•	•	•	•
Cam & Dursley	d	•	1600	•	•	•	•	•	•
Yate	d	•	1614	•	•	•	•	•	•
Cardiff Central	d	•	•	•	1600	•	•	•	1630
Newport	d	•	•	•	1615	•	•	•	1645
Sewern Tunnel Junction	d	•	•	•	1626	•	•	•	1656
Patchway	d	•	•	•	1639	•	•	•	•
Bristol Parkway	a	•	1623	1630	•	•	•	1654	•
Bristol Parkway	d	•	1624	1631	•	1646	•	1657	•
Filton Abbey Wood	d	•	1627	•	1643	1650	•	•	1711
Sewern Beach	d	1554	•	•	•	•	•	•	•
Avonmouth	d	1604	•	•	•	•	1634	•	•
Clifton Down	d	1616	•	•	•	•	1647	•	•
Stapleton Road	d	1626	1633	•	•	1655	1659	•	•
Lawrence Hill	d	•	1635	•	•	1657	1701	•	•
Bristol Temple Meads	a	1632	1639	1643	1652	1702	1705	1710	1719
Weston-super-Mare	a	•	•	•	1727	•	•	•	•
Taunton	a	•	•	1716	1801ae	•	•	1744	•
Keynsham	a	•	1654	•	•	1712	•	•	•
Oldfield Park	a	•	1702	•	•	1720	•	•	•
Bath Spa	a	•	1705	•	•	1723	•	•	1735
Westbury	a	•	1736	•	•	1752	•	•	1803
Train continues to			WEY	PNZ		WMN		PGN	PMH

Operator		GW	GW	XC	GW	GW	GW	XC	GW
Notes									
Facilities				■	□			■	□
Great Malvern	d	•	•	•	•	•	•	•	•
Malvern Link	d	•	•	•	•	•	•	•	•
Worcester Foregate St	d	•	•	•	•	•	•	•	•
Worcester Shrub Hill	d	•	•	•	•	•	•	•	•
Ashchurch for Tewkesbury	d	•	•	•	•	•	•	•	•
Cheltenham Spa	d	•	•	1651	•	•	•	1726	•
Gloucester	a	•	•	•	•	•	•	•	•
Gloucester	d	•	1640	•	•	•	•	•	•
Cam & Dursley	d	•	1656	•	•	•	•	•	•
Yate	d	•	1710	•	•	•	•	•	•
Cardiff Central	d	•	•	•	•	1700	•	•	1730
Newport	d	•	•	•	•	1715	•	•	1746
Sewern Tunnel Junction	d	•	•	•	•	1726	•	•	1757
Patchway	d	•	•	•	•	1739	•	•	•
Bristol Parkway	a	•	1719	1725	•	•	•	1754	•
Bristol Parkway	d	1712	1720	1726	•	•	1744	1757	•
Filton Abbey Wood	d	1716	1723	•	•	1743	1749	•	1812
Sewern Beach	d	•	•	•	•	•	•	•	•
Avonmouth	d	•	•	•	1715	•	•	•	•
Clifton Down	d	•	•	•	1729	•	•	•	•
Stapleton Road	d	•	1729	•	1741	•	1754	•	•
Lawrence Hill	d	•	1731	•	1744	•	1756	•	•
Bristol Temple Meads	a	1724	1735	1740	1747	1753	1800	1807	1820
Weston-super-Mare	a	1801	•	•	•	1829	•	•	•
Taunton	a	•	•	1815	•	1903	•	•	•
Keynsham	a	•	1755	•	•	•	1811	•	•
Oldfield Park	a	•	1803	•	•	•	1818	•	•
Bath Spa	a	•	1806	•	•	•	1821	•	1836
Westbury	a	•	1836	•	•	•	1854	•	1903
Train continues to			WEY	PNZ					PMH

MONDAYS TO FRIDAYS

GREAT MALVERN, CHELTENHAM SPA,
GLOUCESTER AND CARDIFF TO BRISTOL

Operator Notes Facilities		GW	GW	GW	GW A	GW	XC	GW	XC
							■ □		■ □
Great Malvern	d	•	•	1648	•	•	•	•	•
Malvern Link	d	•	•	1651	•	•	•	•	•
Worcester Foregate St	⑦ d	•	•	1702	•	•	•	•	•
Worcester Shrub Hill	⑦ d	•	•	1706	•	•	•	•	•
Ashchurch for Tewkesbury	d	•	•	1724	•	•	•	•	•
Cheltenham Spa	d	•	•	1733	1741	•	1752	•	1825
Gloucester	⑦ a	•	•	1742	1751	•	•	•	•
Gloucester	⑦ d	•	•	1746	1754	•	•	•	•
Cam & Dursley	d	•	•	1800	•	•	•	•	•
Yate	d	•	•	1814	•	•	•	•	•
Cardiff Central	⑦ d	•	•	•	•	•	•	1800	•
Newport	d	•	•	•	•	•	•	1816	•
Severn Tunnel Junction	d	•	•	•	•	•	•	1827	•
Patchway	d	•	•	•	•	•	•	1840	•
Bristol Parkway	⑦ a	•	•	1823	•	•	1828	•	1854
Bristol Parkway	⑦ d	1812	•	1823	•	•	1829	•	1857
Filton Abbey Wood	d	1816	•	1827	•	•	•	1845	•
Severn Beach	d	•	1754	•	•	•	•	•	•
Avonmouth	d	•	1804	•	•	•	•	•	•
Clifton Down	d	•	1816	•	•	•	•	•	•
Stapleton Road	d	1820	1828	1833	•	•	•	•	•
Lawrence Hill	d	•	1830	1835	•	•	•	•	•
Bristol Temple Meads	⑩ a	1825	1835	1838	•	•	1841	1852	1906
Weston-super-Mare	a	1900	•	•	•	•	•	1928	•
Taunton	a	•	•	•	•	←	1915	2002	•
Keynsham	a	•	•	1858	•	1858	•	•	•
Oldfield Park	a	•	•	←	•	1906	•	•	•
Bath Spa	⑦ a	•	•	•	•	1909	•	•	•
Westbury	a	•	•	•	1931	1939	•	•	•
Train continues to					SOU		PNZ		

Operator Notes Facilities		GW	GW	GW	XC	GW	GW	XC	GW
		◇ □			■ □			■ □	◇
Great Malvern	d	•	•	•	•	•	•	•	•
Malvern Link	d	•	•	•	•	•	•	•	•
Worcester Foregate St	⑦ d	•	•	•	•	•	•	•	•
Worcester Shrub Hill	⑦ d	•	•	•	•	•	•	•	•
Ashchurch for Tewkesbury	d	•	•	•	•	•	•	•	•
Cheltenham Spa	d	•	•	•	1852	•	•	1925	•
Gloucester	⑦ a	•	•	•	1901	•	•	•	•
Gloucester	⑦ d	•	•	1842	1906	•	•	•	•
Cam & Dursley	d	•	•	1856	•	•	•	•	•
Yate	d	•	•	1910	•	•	•	•	•
Cardiff Central	⑦ d	1830	•	•	•	1900	•	•	1930
Newport	d	1844	•	•	•	1915	•	•	1944
Severn Tunnel Junction	d	1855	•	•	•	1926	•	•	•
Patchway	d	•	•	•	•	1939	•	•	•
Bristol Parkway	⑦ a	•	•	1919	1932	•	•	1954	•
Bristol Parkway	⑦ d	•	•	1919	1934	•	•	1957	•
Filton Abbey Wood	d	1910	•	1924	•	1944	•	2021e	2009
Severn Beach	d	•	1845	•	•	•	•	•	•
Avonmouth	d	•	1855	•	•	•	1932	•	•
Clifton Down	d	•	1911	•	•	•	1945	•	•
Stapleton Road	d	•	1922	1929	•	•	1956	•	•
Lawrence Hill	d	•	1925	1931	•	•	1958	•	•
Bristol Temple Meads	⑩ a	1918	1928	1934	1942	1953	2007	2009	2017
Weston-super-Mare	a	•	•	•	•	2027	•	•	•
Taunton	a	•	•	•	2016	2101	•	•	•
Keynsham	a	•	•	•	•	•	•	•	•
Oldfield Park	a	•	•	•	•	•	•	•	•
Bath Spa	⑦ a	1935	•	•	•	•	•	•	2034
Westbury	a	2006	•	•	•	•	•	•	2100
Train continues to		PMH			PLY			CDF	PMH

MONDAYS TO FRIDAYS

GREAT MALVERN, CHELTENHAM SPA,
GLOUCESTER AND CARDIFF TO BRISTOL

Operator Notes Facilities		GW	GW	GW	XC	GW FX	GW	GW FO	XC
					■ □	■ □		■ □	■ □
Great Malvern	d	.	.	1850
Malvern Link	d	.	.	1853
Worcester Foregate St	d	.	.	1903
Worcester Shrub Hill	d	.	.	1907
Ashchurch for Tewkesbury	d	.	.	1924
Cheltenham Spa	d	.	.	1934	1952	.	.	.	2025
Gloucester	a	.	.	1943
Gloucester	d	.	.	1945
Cam & Dursley	d	.	.	2000
Yate	d	.	.	2015
Cardiff Central	d	2000	.	.
Newport	d	2016	.	.
Severn Tunnel Junction	d	2027	.	.
Patchway	d	2040	.	.
Bristol Parkway	a	.	.	2026	2030	.	.	.	2054
Bristol Parkway	d	2011	.	2027	2032	2037	.	2039	2056
Filton Abbey Wood	d	2015	.	2030	.	.	2044	.	.
Severn Beach	d
Avonmouth	d	.	2003
Clifton Down	d	.	2016
Stapleton Road	d	2021	2028
Lawrence Hill	d	2023	2030
Bristol Temple Meads	a	2027	2034	2038	2042	2048	2052	2059	2105
Weston-super-Mare	a	2127	.	.
Taunton	a	.	.	.	2119	.	2210ae	.	2143
Keynsham	a
Oldfield Park	a
Bath Spa	a
Westbury	a
Train continues to					PLY				PLY

Operator Notes Facilities		GW	XC	GW	GW	GW	XC	GW	GW
		◇	■			■	■		■
Great Malvern	d
Malvern Link	d
Worcester Foregate St	d
Worcester Shrub Hill	d
Ashchurch for Tewkesbury	d
Cheltenham Spa	d	.	2054	.	.	2120	2126	.	.
Gloucester	a	2129	.	.	←
Gloucester	d	2135	.	.	2135
Cam & Dursley	d	←	.	.	2149
Yate	d	2201
Cardiff Central	d	2030	.	2100	.	.	.	2130	.
Newport	d	2044	.	2115	.	.	.	2145	.
Severn Tunnel Junction	d	.	.	2126	.	.	.	2156	.
Patchway	d	.	.	2139
Bristol Parkway	a	.	2125	.	.	.	2201	.	2210
Bristol Parkway	d	.	2126	.	.	.	2202	.	2211
Filton Abbey Wood	d	2108	.	2143	.	.	.	2211	2217
Severn Beach	d	.	.	.	2129
Avonmouth	d	.	.	.	2139
Clifton Down	d	.	.	.	2152
Stapleton Road	d	.	.	.	2202
Lawrence Hill	d	.	.	.	2204
Bristol Temple Meads	a	2117	2136	2151	2207	.	2214	2221	2224
Weston-super-Mare	a
Taunton	a	.	2215
Keynsham	a	.	.	2210
Oldfield Park	a	.	.	2218
Bath Spa	a	2136	.	2221
Westbury	a	2203	.	2250
Train continues to		PMH	PLY						

MONDAYS TO FRIDAYS

GREAT MALVERN, CHELTENHAM SPA,
GLOUCESTER AND CARDIFF TO BRISTOL

Operator Notes Facilities		XC	GW	GW FO	GW FX	GW	GW FO	GW FX	XC
Great Malvern	d	•	•	•	•	2136	•	•	•
Malvern Link	d	•	•	•	•	2139	•	•	•
Worcester Foregate St	⑦ d	•	•	•	•	2149	•	•	•
Worcester Shrub Hill	⑦ d	•	•	•	•	2152	•	•	•
Ashchurch for Tewkesbury	d	•	•	•	•	2208	•	•	•
Cheltenham Spa	d	2152	•	•	•	2218	•	•	2251
Gloucester	⑦ a	2202	•	•	•	2228	•	•	•
Gloucester	⑦ d	2206	•	•	•	2232	•	•	•
Cam & Dursley	d	•	•	•	•	•	•	•	•
Yate	d	•	•	•	•	•	•	•	•
Cardiff Central	⑦ d	•	•	2204	2204	•	2236	2236	•
Newport	d	•	•	2218	2220	•	2251	2254	•
Severn Tunnel Junction	d	•	•	2228	2237	•	2302	2311	•
Patchway	d	•	•	2241	2250	•	•	•	•
Bristol Parkway	⑦ a	2233	•	•	•	2304	•	•	2320
Bristol Parkway	⑦ d	2234	•	•	•	2304	•	•	2321
Filton Abbey Wood	d	•	•	2245	2254	•	2317	2326	•
Severn Beach	d	•	•	•	•	•	•	•	•
Avonmouth	d	•	2220	•	•	•	•	•	•
Clifton Down	d	•	2233	•	•	•	•	•	•
Stapleton Road	d	•	2245	2251	2300	•	•	•	•
Lawrence Hill	d	•	2247	2254	2303	•	•	•	•
Bristol Temple Meads	⑩ a	2243	2255	2259	2306	2314	2326	2337	2339
Weston-super-Mare	a	•	•	•	•	•	•	•	•
Taunton	a	•	•	•	•	•	•	•	•
Keynsham	a	•	•	•	•	•	•	•	•
Oldfield Park	a	•	•	•	•	•	•	•	•
Bath Spa	⑦ a	•	•	•	•	•	•	•	•
Westbury	a	•	•	•	•	•	•	•	•

Train continues to

Operator Notes Facilities		GW	GW	GW	WM FO
Great Malvern	d	•	•	•	•
Malvern Link	d	•	•	•	•
Worcester Foregate St	⑦ d	•	•	•	•
Worcester Shrub Hill	⑦ d	•	2228	•	2346
Ashchurch for Tewkesbury	d	•	2251	•	2359
Cheltenham Spa	d	•	2305	•	0008
Gloucester	⑦ a	•	2317	•	0019
Gloucester	⑦ d	•	•	•	•
Cam & Dursley	d	•	•	•	•
Yate	d	•	•	•	•
Cardiff Central	⑦ d	•	•	2327	•
Newport	d	•	•	2345	•
Severn Tunnel Junction	d	•	•	0003	•
Patchway	d	•	•	0016	•
Bristol Parkway	⑦ a	•	•	•	•
Bristol Parkway	⑦ d	•	•	•	•
Filton Abbey Wood	d	•	•	0020	•
Severn Beach	d	2315	•	•	•
Avonmouth	d	2325	•	•	•
Clifton Down	d	2338	•	•	•
Stapleton Road	d	2348	•	0025	•
Lawrence Hill	d	2350	•	0027	•
Bristol Temple Meads	⑩ a	2353	•	0033	•
Weston-super-Mare	a	•	•	•	•
Taunton	a	•	•	•	•
Keynsham	a	•	•	•	•
Oldfield Park	a	•	•	•	•
Bath Spa	⑦ a	•	•	•	•
Westbury	a	•	•	•	•

Train continues to

Looking for all trains from Ashchurch for Tewkesbury and Cheltenham Spa to Gloucester?

Please see page 43.

SATURDAYS

GREAT MALVERN, CHELTENHAM SPA,
GLOUCESTER AND CARDIFF TO BRISTOL

Operator Notes		GW	GW	GW	GW	GW	GW	XC	GW
Facilities			■ □			◇		■	
Great Malvern	d
Malvern Link	d
Worcester Foregate St	⑦ d
Worcester Shrub Hill	⑦ d
Ashchurch for Tewkesbury	d
Cheltenham Spa	d	0648
Gloucester	⑦ a	0658
Gloucester	⑦ d	.	.	.	0621	.	.	.	0702
Cam & Dursley	d	.	.	.	0636	.	.	.	0716
Yate	d	.	.	.	0651	.	.	.	0730
Cardiff Central	⑦ d	2327p	0455	.	.	0630	.	0700	.
Newport	d	2345p	0509	.	.	0644	.	0715	.
Sewern Tunnel Junction	d	0003	.	.	.	0655	.	0725	.
Patchway	d	0016	0737	.
Bristol Parkway	⑦ a	.	0536	.	0700	.	.	0808c	0739
Bristol Parkway	⑦ d	.	0542	.	0701	.	.	.	0743
Filton Abbey Wood	d	0020	.	.	0704	0710	.	0741	0746
Sewern Beach	d
Avonmouth	d	.	.	0634	.	.	0716	.	.
Clifton Down	d	.	.	0646	.	.	0731	.	.
Stapleton Road	d	0025	.	0655	.	.	0740	.	.
Lawrence Hill	d	0027	.	0657	.	.	0742	.	.
Bristol Temple Meads	⑩ a	0033	0553	0705	0713	0718	0749	0752	0755
Weston-super-Mare	a	.	.	.	0750	.	.	.	0824
Taunton	a	.	.	.	0823
Keynsham	a
Oldfield Park	a
Bath Spa	⑦ a	.	0611	.	.	0734	.	.	.
Westbury	a	0801	.	.	.
Train continues to			PAD			PMH		MAN	

Operator Notes		GW	XC	GW	GW	GW	GW	XC	GW B
Facilities			■ □	◇				■ □	
Great Malvern	d
Malvern Link	d
Worcester Foregate St	⑦ d
Worcester Shrub Hill	⑦ d	0649
Ashchurch for Tewkesbury	d	0705
Cheltenham Spa	d	0716	0725	0752	.
Gloucester	⑦ a	0725	←	.	.
Gloucester	⑦ d	0741	0741	.	.
Cam & Dursley	d	←	0756	.	.
Yate	d	0810	.	.
Cardiff Central	⑦ d	.	.	0730	0800
Newport	d	.	.	0744	0815
Sewern Tunnel Junction	d	.	.	0755	0826
Patchway	d	0841
Bristol Parkway	⑦ a	.	0753	.	.	.	0819	0824	.
Bristol Parkway	⑦ d	.	0754	.	0812	.	0820	0825	.
Filton Abbey Wood	d	.	.	0810	0816	.	0823	.	0846
Sewern Beach	d	0754	.	.	.
Avonmouth	d	0804	.	.	.
Clifton Down	d	0816	.	.	.
Stapleton Road	d	0825	.	.	.
Lawrence Hill	d	0827	.	.	.
Bristol Temple Meads	⑩ a	.	0805	0818	0824	0832	0834	0838	0854
Weston-super-Mare	a	.	.	.	0900	.	.	.	0925
Taunton	a	.	0842	0915	1005
Keynsham	a	0845	.	.
Oldfield Park	a	0853	.	.
Bath Spa	⑦ a	.	.	0834	.	.	0855	.	.
Westbury	a	.	.	0901	.	.	0926	.	.
Train continues to		WEY	PGN	PMH			WEY	PLY	

SATURDAYS

GREAT MALVERN, CHELTENHAM SPA,
GLOUCESTER AND CARDIFF TO BRISTOL

Operator		XC	GW	GW	GW	GW	XC	GW	GW
Notes									
Facilities		■ □		◇			■ □		■ □
Great Malvern	d
Malvern Link	d
Worcester Foregate St	⑦ d
Worcester Shrub Hill	⑦ d	0837
Ashchurch for Tewkesbury	d
Cheltenham Spa	d	0825	0852	.	0900
Gloucester	⑦ a	0909
Gloucester	⑦ d	0841	.	.	.
Cam & Dursley	d	0856	.	.	.
Yate	d	0910	.	.	.
Cardiff Central	⑦ d	.	.	0830
Newport	d	.	.	0844
Severn Tunnel Junction	d	.	.	0855
Patchway	d
Bristol Parkway	⑦ a	0853	.	.	.	0918	0924	.	.
Bristol Parkway	⑦ d	0854	.	.	0912	0919	0926	.	.
Filton Abbey Wood	d	.	.	0910	0916	0922	.	.	.
Severn Beach	d
Avonmouth	d	.	0835	0916	.
Clifton Down	d	.	0847	0930	.
Stapleton Road	d	.	0856	.	.	0928	.	0939	.
Lawrence Hill	d	.	0858	.	.	0930	.	0941	.
Bristol Temple Meads	⑩ a	0906	0906	0918	0924	0935	0939	0948	.
Weston-super-Mare	a	.	.	.	1000
Taunton	a	1016	.	.
Keynsham	a	0955	.	.	.
Oldfield Park	a	1003	.	.	.
Bath Spa	⑦ a	.	.	0934	.	1005	.	.	.
Westbury	a	.	.	1000	.	1036	.	.	.
Train continues to				PMH		WEY	PLY		PAD

Operator		GW	XC	GW	GW	GW	GW	XC	GW
Notes									
Facilities		■ □		◇				■ □	
Great Malvern	d
Malvern Link	d
Worcester Foregate St	⑦ d
Worcester Shrub Hill	⑦ d	0910	.	.
Ashchurch for Tewkesbury	d	0927	.	.
Cheltenham Spa	d	.	0925	.	.	.	0936	0952	.
Gloucester	⑦ a	0945	.	.
Gloucester	⑦ d	0947	.	.
Cam & Dursley	d	1001	.	.
Yate	d	1014	.	.
Cardiff Central	⑦ d	0900	.	0930	1000
Newport	d	0915	.	0944	1015
Severn Tunnel Junction	d	0926	.	0955	1026
Patchway	d	0939	1039
Bristol Parkway	⑦ a	.	0953	.	.	.	1023	1029	.
Bristol Parkway	⑦ d	.	0954	.	1012	.	1024	1030	.
Filton Abbey Wood	d	0943	.	1010	1016	.	1028	.	1043
Severn Beach	d	0954	.	.	.
Avonmouth	d	1004	.	.	.
Clifton Down	d	1016	.	.	.
Stapleton Road	d	1025	1032	.	.
Lawrence Hill	d	1034	.	.
Bristol Temple Meads	⑩ a	0952	1004	1018	1024	1032	1039	1042	1051
Weston-super-Mare	a	1022	.	.	1100	.	.	.	1123
Taunton	a	1057	1115	1156
Keynsham	a
Oldfield Park	a
Bath Spa	⑦ a	.	.	1034
Westbury	a	.	.	1101
Train continues to				PMH				PLY	

SATURDAYS

GREAT MALVERN, CHELTENHAM SPA,
GLOUCESTER AND CARDIFF TO BRISTOL

Operator		GW	XC	GW	GW	GW	XC	GW	GW
Notes									
Facilities		■	◇				■		
Great Malvern	d
Malvern Link	d
Worcester Foregate St	⑦ d
Worcester Shrub Hill	⑦ d
Ashchurch for Tewkesbury	d
Cheltenham Spa	d	.	1025	.	.	.	1052	.	.
Gloucester	⑦ a
Gloucester	⑦ d	1041	.	.	.
Cam & Dursley	d	1056	.	.	.
Yate	d	1110	.	.	.
Cardiff Central	⑦ d	.	.	1030	1100
Newport	d	.	.	1046	1115
Severn Tunnel Junction	d	1126
Patchway	d	1139
Bristol Parkway	⑦ a	.	1054	.	.	1119	1125	.	.
Bristol Parkway	⑦ d	.	1055	.	1112	1120	1126	.	.
Filton Abbey Wood	d	.	.	1110	1116	1123	.	.	1143
Severn Beach	d
Avonmouth	d	1035	1116	.
Clifton Down	d	1048	1132	.
Stapleton Road	d	1057	.	.	.	1129	.	1140	.
Lawrence Hill	d	1059	.	.	.	1131	.	1142	.
Bristol Temple Meads	⑩ a	1108	1109	1118	1124	1135	1139	1152	1152
Weston-super-Mare	a	.	1129	.	1200	.	.	.	1220
Taunton	a	.	1159	.	.	.	1215	.	1255
Keynsham	a	1155	.	.	.
Oldfield Park	a	1203	.	.	.
Bath Spa	⑦ a	.	.	1134	.	1205	.	.	.
Westbury	a	.	.	1201	.	1236	.	.	.
Train continues to			PGN	PMH		WEY	PLY		

Operator		XC	GW	GW	GW	GW	XC	GW	GW
Notes									
Facilities		■	◇			■	■		
Great Malvern	d	1057	.	.	.
Malvern Link	d	1100	.	.	.
Worcester Foregate St	⑦ d	1110	.	.	.
Worcester Shrub Hill	⑦ d	1113	.	.	.
Ashchurch for Tewkesbury	d	1129	.	.	.
Cheltenham Spa	d	1125	.	.	.	1138	1154	.	.
Gloucester	⑦ a	1147	.	.	.
Gloucester	⑦ d	1150	.	.	.
Cam & Dursley	d	1202	.	.	.
Yate	d	1216	.	.	.
Cardiff Central	⑦ d	.	1130	1200	.
Newport	d	.	1144	1215	.
Severn Tunnel Junction	d	1226	.
Patchway	d	1239	.
Bristol Parkway	⑦ a	1153	.	.	.	1224	1229	.	.
Bristol Parkway	⑦ d	1154	.	1212	.	1225	1231	.	.
Filton Abbey Wood	d	.	1210	1216	.	1228	.	1243	.
Severn Beach	d	.	.	.	1154
Avonmouth	d	.	.	.	1204	.	.	.	1235
Clifton Down	d	.	.	.	1216	.	.	.	1249
Stapleton Road	d	.	.	.	1225	.	.	.	1258
Lawrence Hill	d	.	.	.	1227	.	.	.	1300
Bristol Temple Meads	⑩ a	1204	1218	1224	1234	1238	1242	1252	1309
Weston-super-Mare	a	.	.	1300	.	.	.	1321	.
Taunton	a	1316	1357	.
Keynsham	a	1249	.	.	.
Oldfield Park	a	1256	.	.	.
Bath Spa	⑦ a	.	1234	.	.	1259	.	.	.
Westbury	a	.	1301	.	.	1326	.	.	.
Train continues to			PMH			BTN	PLY		

SATURDAYS

GREAT MALVERN, CHELTENHAM SPA,
GLOUCESTER AND CARDIFF TO BRISTOL

Operator		XC	GW	GW	GW	XC	GW	GW	GW
Notes									
Facilities		■	◇			■			
Great Malvern	d
Malvern Link	d
Worcester Foregate St	d	1241
Worcester Shrub Hill	d	1254
Ashchurch for Tewkesbury	d	1311
Cheltenham Spa	d	1225	.	.	.	1253	.	.	1320
Gloucester	a	1335
Gloucester	d	.	.	.	1242	.	.	.	1342
Cam & Dursley	d	.	.	.	1256	.	.	.	└
Yate	d	.	.	.	1310
Cardiff Central	d	.	1230	1300	.
Newport	d	.	1244	1315	.
Severn Tunnel Junction	d	1326	.
Patchway	d	1339	.
Bristol Parkway	a	1253	.	.	1319	1324	.	.	.
Bristol Parkway	d	1254	.	1312	1319	1325	.	.	.
Filton Abbey Wood	d	.	1310	1316	1323	.	.	1343	.
Severn Beach	d
Avonmouth	d	1316	.	.
Clifton Down	d	1331	.	.
Stapleton Road	d	.	.	.	1328	.	1340	.	.
Lawrence Hill	d	.	.	.	1330	.	1342	.	.
Bristol Temple Meads	a	1309	1318	1324	1335	1338	1350	1352	.
Weston-super-Mare	a	.	.	1400	.	.	.	1422	.
Taunton	a	1415	.	1457	.
Keynsham	a	.	.	.	1350
Oldfield Park	a	.	.	.	1358
Bath Spa	a	.	1334	.	1400
Westbury	a	.	1401	.	1431
Train continues to			PMH		FRO	PLY			WEY

Operator		XC	GW	GW	GW	GW	XC	GW	XC
Notes									
Facilities		■	◇				■		■
Great Malvern	d
Malvern Link	d
Worcester Foregate St	d
Worcester Shrub Hill	d
Ashchurch for Tewkesbury	d
Cheltenham Spa	d	1325	1352	.	1425
Gloucester	a	└	.	.	.
Gloucester	d	1342	.	.	.
Cam & Dursley	d	1356	.	.	.
Yate	d	1411	.	.	.
Cardiff Central	d	.	1330	1400	.
Newport	d	.	1344	1415	.
Severn Tunnel Junction	d	1426	.
Patchway	d	1439	.
Bristol Parkway	a	1354	.	.	.	1419	1426	.	1454
Bristol Parkway	d	1355	.	1412	.	1420	1428	.	1456
Filton Abbey Wood	d	.	1410	1416	.	1424	.	1443	.
Severn Beach	d	.	.	.	1354
Avonmouth	d	.	.	.	1404
Clifton Down	d	.	.	.	1416
Stapleton Road	d	.	.	.	1425	1430	.	.	.
Lawrence Hill	d	1432	.	.	.
Bristol Temple Meads	a	1405	1418	1424	1432	1437	1441	1452	1509
Weston-super-Mare	a	.	.	1501	.	.	.	1520	.
Taunton	a	1516	1600ae	1542
Keynsham	a	1455	.	.	.
Oldfield Park	a	1503	.	.	.
Bath Spa	a	.	1434	.	.	1505	.	.	.
Westbury	a	.	1501	.	.	1536	.	.	.
Train continues to			PMH			WEY	PLY		EXD

SATURDAYS

GREAT MALVERN, CHELTENHAM SPA,
GLOUCESTER AND CARDIFF TO BRISTOL

Operator Notes		GW	GW	GW	GW	XC	GW	GW C	XC
Facilities			◇			■	■	■	■
Great Malvern	d	*	*	*	*	*	*	*	*
Malvern Link	d	*	*	*	*	*	*	*	*
Worcester Foregate St	d	*	*	*	*	*	*	*	*
Worcester Shrub Hill	d	*	*	*	*	*	*	*	*
Ashchurch for Tewkesbury	d	*	*	*	*	*	*	*	*
Cheltenham Spa	d	*	*	*	*	1452	*	*	1525
Gloucester	a	*	*	*	*	*	*	*	*
Gloucester	d	*	*	*	1441	*	*	*	*
Cam & Dursley	d	*	*	*	1456	*	*	*	*
Yate	d	*	*	*	1510	*	*	*	*
Cardiff Central	d	*	1430	*	*	*	*	1500	*
Newport	d	*	1444	*	*	*	*	1515	*
Severn Tunnel Junction	d	*	*	*	*	*	*	1526	*
Patchway	d	*	*	*	*	*	*	1542	*
Bristol Parkway	a	*	*	*	1519	1524	*	*	1554
Bristol Parkway	d	*	*	1512	1519	1525	*	*	1555
Filton Abbey Wood	d	*	1510	1516	1523	*	*	1546	*
Severn Beach	d	*	*	*	*	*	*	*	*
Avonmouth	d	1435	*	*	*	*	1516	*	*
Clifton Down	d	1448	*	*	*	*	1531	*	*
Stapleton Road	d	1459	*	*	1528	*	1540	*	*
Lawrence Hill	d	1501	*	*	1530	*	1542	*	*
Bristol Temple Meads	a	1510	1518	1524	1534	1538	1550	1554	1607
Weston-super-Mare	a	*	*	1600	*	*	*	1622	*
Taunton	a	*	*	*	*	1614	*	1656	*
Keynsham	a	*	*	*	1550	*	*	*	*
Oldfield Park	a	*	*	*	1558	*	*	*	*
Bath Spa	a	*	1534	*	1600	*	*	*	*
Westbury	a	*	1601	*	1633	*	*	*	*
Train continues to			PMH			PLY			

Operator Notes		GW	GW	GW	GW	XC	GW	XC	GW
Facilities			◇			■	■	■	■
Great Malvern	d	*	*	*	1450	*	*	*	*
Malvern Link	d	*	*	*	1453	*	*	*	*
Worcester Foregate St	d	*	*	*	1503	*	*	*	*
Worcester Shrub Hill	d	*	*	*	1507	*	*	*	*
Ashchurch for Tewkesbury	d	*	*	*	1524	*	*	*	*
Cheltenham Spa	d	*	*	*	1534	1552	*	1625	*
Gloucester	a	*	*	*	1543	*	*	*	*
Gloucester	d	*	*	*	1547	*	*	*	*
Cam & Dursley	d	*	*	*	1602	*	*	*	*
Yate	d	*	*	*	1615	*	*	*	*
Cardiff Central	d	1530	*	*	*	*	1600	*	*
Newport	d	1544	*	*	*	*	1615	*	*
Severn Tunnel Junction	d	*	*	*	*	*	1626	*	*
Patchway	d	*	*	*	*	*	1639	*	*
Bristol Parkway	a	*	*	*	1624	1629	*	1653	*
Bristol Parkway	d	*	1612	*	1624	1630	*	1654	*
Filton Abbey Wood	d	1610	1616	*	1628	*	1643	*	*
Severn Beach	d	*	*	1554	*	*	*	*	*
Avonmouth	d	*	*	1604	*	*	*	*	1635
Clifton Down	d	*	*	1616	*	*	*	*	1648
Stapleton Road	d	*	*	1625	1633	*	*	*	1656
Lawrence Hill	d	*	*	*	1635	*	*	*	1658
Bristol Temple Meads	a	1618	1624	1632	1639	1643	1651	1707	1707
Weston-super-Mare	a	*	1700	*	*	*	1721	*	*
Taunton	a	*	*	*	*	1717	1758ae	1740	*
Keynsham	a	*	*	*	1655	*	*	*	*
Oldfield Park	a	*	*	*	1703	*	*	*	*
Bath Spa	a	1634	*	*	1705	*	*	*	*
Westbury	a	1701	*	*	1736	*	*	*	*
Train continues to		PMH			WEY	PNZ		PGN	

SATURDAYS

GREAT MALVERN, CHELTENHAM SPA,
GLOUCESTER AND CARDIFF TO BRISTOL

Operator		GW	GW	GW	XC	GW	GW	XC	GW
Notes									
Facilities		Ⓡ			■ □			■ □	◇
Great Malvern	d	•	•	•	•	•	•	•	•
Malvern Link	d	•	•	•	•	•	•	•	•
Worcester Foregate St	⑦ d	•	•	•	•	•	•	•	•
Worcester Shrub Hill	⑦ d	•	•	•	•	•	•	•	•
Ashchurch for Tewkesbury	d	•	•	•	•	•	•	•	•
Cheltenham Spa	d	•	•	•	1652	•	•	1725	•
Gloucester	⑦ a	•	•	•	•	•	•	•	•
Gloucester	⑦ d	•	•	1642	•	•	•	•	•
Cam & Dursley	d	•	•	1656	•	•	•	•	•
Yate	d	•	•	1711	•	•	•	•	•
Cardiff Central	⑦ d	1630	•	•	•	•	1700	•	1730
Newport	d	1644	•	•	•	•	1715	•	1744
Sewern Tunnel Junction	d	1655	•	•	•	•	1726	•	1755
Patchway	d	•	•	•	•	•	1739	•	•
Bristol Parkway	⑦ a	•	•	1719	1725	•	•	1753	•
Bristol Parkway	⑦ d	•	1712	1720	1726	•	•	1754	•
Filton Abbey Wood	d	1710	1716	1723	•	•	1743	•	1810
Severn Beach	d	•	•	•	•	•	•	•	•
Avonmouth	d	•	•	•	•	1716	•	•	•
Clifton Down	d	•	•	•	•	1731	•	•	•
Stapleton Road	d	•	•	1729	•	1740	•	•	•
Lawrence Hill	d	•	•	1731	•	1742	•	•	•
Bristol Temple Meads	⑩ a	1718	1724	1736	1739	1749	1752	1804	1818
Weston-super-Mare	a	•	1800	•	•	•	1821	•	•
Taunton	a	•	•	•	1815	•	1856	•	•
Keynsham	a	•	•	•	•	•	•	•	•
Oldfield Park	a	•	•	•	•	•	•	•	•
Bath Spa	⑦ a	1734	•	•	•	•	•	•	1834
Westbury	a	1801	•	•	•	•	•	•	1901
Train continues to		PMH			PNZ				PMH

Operator		GW	GW	GW	XC	GW	XC	GW	GW
Notes									
Facilities					■ □		■ □		◇
Great Malvern	d	•	•	1650	•	•	•	•	•
Malvern Link	d	•	•	1653	•	•	•	•	•
Worcester Foregate St	⑦ d	•	•	1704	•	•	•	•	•
Worcester Shrub Hill	⑦ d	•	•	1708	•	•	•	•	•
Ashchurch for Tewkesbury	d	•	•	1724	•	•	•	•	•
Cheltenham Spa	d	•	•	1734	1752	•	1825	•	•
Gloucester	⑦ a	•	•	1744	•	•	•	•	•
Gloucester	⑦ d	•	•	1747	•	•	•	•	•
Cam & Dursley	d	•	•	1802	•	•	•	•	•
Yate	d	•	•	1816	•	•	•	•	•
Cardiff Central	⑦ d	•	•	•	•	1800	•	1830	•
Newport	d	•	•	•	•	1815	•	1844	•
Sewern Tunnel Junction	d	•	•	•	•	1826	•	•	•
Patchway	d	•	•	•	•	1839	•	•	•
Bristol Parkway	⑦ a	•	•	1824	1829	•	1853	•	•
Bristol Parkway	⑦ d	1812	•	1825	1830	•	1854	•	1911
Filton Abbey Wood	d	1816	•	1828	•	1843	•	1910	1915
Severn Beach	d	•	1754	•	•	•	•	•	•
Avonmouth	d	•	1804	•	•	•	•	•	•
Clifton Down	d	•	1816	•	•	•	•	•	•
Stapleton Road	d	•	1825	1834	•	•	•	•	1919
Lawrence Hill	d	•	1827	1836	•	•	•	•	1921
Bristol Temple Meads	⑩ a	1824	1834	1839	1843	1852	1905	1918	1926
Weston-super-Mare	a	1900	•	•	•	1922	•	•	•
Taunton	a	•	•	•	1915	1957	•	•	•
Keynsham	a	•	•	1855	•	•	•	•	•
Oldfield Park	a	•	•	1903	•	•	•	•	•
Bath Spa	⑦ a	•	•	1905	•	•	•	1934	•
Westbury	a	•	•	1936	•	•	•	2001	•
Train continues to					PNZ			PMH	

SATURDAYS

GREAT MALVERN, CHELTENHAM SPA,
GLOUCESTER AND CARDIFF TO BRISTOL

Operator		GW	GW	XC	GW	XC	GW	GW	GW
Notes									
Facilities				■ □		■ □	◇		
Great Malvern	d	*	*	*	*	*	*	*	*
Malvern Link	d	*	*	*	*	*	*	*	*
Worcester Foregate St	⑦ d	*	*	*	*	*	*	*	*
Worcester Shrub Hill	⑦ d	*	*	*	*	*	*	*	*
Ashchurch for Tewkesbury	d	*	*	*	*	*	*	*	*
Cheltenham Spa	d	*		1852		1925	*	*	*
Gloucester	⑦ a	*	*	*	*	*	*	*	*
Gloucester	⑦ d	1841	*	*	*	*	*	*	*
Cam & Dursley	d	1856	*	*	*	*	*	*	*
Yate	d	1910	*	*	*	*	*	*	*
Cardiff Central	⑦ d	*	*	*	1900	*	1930	*	*
Newport	d	*	*	*	1915	*	1944	*	*
Severn Tunnel Junction	d	*	*	*	1926	*	*	*	*
Patchway	d	*	*	*	1939	*	*	*	*
Bristol Parkway	⑦ a	1919	*	1925	*	1954	*	*	*
Bristol Parkway	⑦ d	1920	*	1926	*	1955	*	*	2015
Filton Abbey Wood	d	1924	*	*	1943	2016e	2010	*	2019
Severn Beach	d	*	1853	*	*	*	*	1947	*
Avonmouth	d	*	1903	*	*	*	*	1957	*
Clifton Down	d	*	1916	*	*	*	*	2009	*
Stapleton Road	d	*	1925	*	*	*	*	2018	2024
Lawrence Hill	d	*	1927	*	*	*	*	2020	2026
Bristol Temple Meads	⑩ a	1935	1937	1939	1952	2005	2018	2026	2031
Weston-super-Mare	a	*	*	*	2022	*	*	*	*
Taunton	a	*	*	2015	2057	*	*	*	*
Keynsham	a	1955	*	*	*	*	*	*	*
Oldfield Park	a	2003	*	*	*	*	*	*	*
Bath Spa	⑦ a	2005	*	*	*	*	2034	*	*
Westbury	a	2036	*	*	*	*	2101	*	*
Train continues to		FRO		PLY		CDF	PMH		

Operator		GW	XC	GW	GW	XC	GW	XC	GW
Notes				A					
Facilities			■ □			■	◇	■	
Great Malvern	d	1850	*	*	*	*	*	*	*
Malvern Link	d	1853	*	*	*	*	*	*	*
Worcester Foregate St	⑦ d	1905	*	*	*	*	*	*	*
Worcester Shrub Hill	⑦ d	1908	*	*	*	*	*	*	*
Ashchurch for Tewkesbury	d	1924	*	*	*	*	*	*	*
Cheltenham Spa	d	1934	1952	2002	*	2025	*	2052	*
Gloucester	⑦ a	1944	*	2012	*	*	*	*	*
Gloucester	⑦ d	1947	*	2014	*	*	*	*	*
Cam & Dursley	d	2002	*	*	*	*	*	*	*
Yate	d	2016	*	*	*	*	*	*	*
Cardiff Central	⑦ d	*	*	*	1954	*	2030	*	2100
Newport	d	*	*	*	2010	*	2044	*	2115
Severn Tunnel Junction	d	*	*	*	2021	*	*	*	2126
Patchway	d	*	*	*	2034	*	*	*	2139
Bristol Parkway	⑦ a	2025	2029	*	*	2053	*	2122	*
Bristol Parkway	⑦ d	2026	2030	*	*	2054	*	2123	*
Filton Abbey Wood	d	2029	*	*	2040	*	2108	*	2143
Severn Beach	d	*	*	*	*	*	*	*	*
Avonmouth	d	*	*	*	*	*	*	*	*
Clifton Down	d	*	*	*	*	*	*	*	*
Stapleton Road	d	*	*	*	*	*	*	*	*
Lawrence Hill	d	*	*	*	*	*	*	*	*
Bristol Temple Meads	⑩ a	2039	2042	*	2052	2104	2117	2133	2154
Weston-super-Mare	a	*	*	*	*	*	*	*	*
Taunton	a	*	2115	*	*	2141	*	2215	*
Keynsham	a	*	*	*	*	*	*	*	2207
Oldfield Park	a	*	*	*	*	*	*	*	2215
Bath Spa	⑦ a	*	*	*	*	*	2134	*	2217
Westbury	a	*	*	2150	*	*	2201	*	2248
Train continues to			PLY			PLY	PMH	PLY	

SATURDAYS
**GREAT MALVERN, CHELTENHAM SPA,
GLOUCESTER AND CARDIFF TO BRISTOL**

Operator		GW	GW	XC	XC	GW	GW	GW	GW
Notes									
Facilities				■	■				
Great Malvern	d	•	•	•	•	•	2115	•	•
Malvern Link	d	•	•	•	•	•	2118	•	•
Worcester Foregate St ⑦	d	•	•	•	•	•	2128	•	•
Worcester Shrub Hill ⑦	d	•	•	•	•	•	2132	•	•
Ashchurch for Tewkesbury	d	•	•	•	•	•	2151	•	•
Cheltenham Spa	d	2102	•	2125	2151	•	2202	•	•
Gloucester ⑦	a	2111	•	•	2200	•	2212	•	•
Gloucester ⑦	d	2115	•	•	2205	•	•	•	•
Cam & Dursley	d	2129	•	•	•	•	•	•	•
Yate	d	2143	•	•	•	•	•	•	•
Cardiff Central ⑦	d	•	•	•	•	•	•	2200	•
Newport	d	•	•	•	•	•	•	2215	•
Severn Tunnel Junction	d	•	•	•	•	•	•	2235	•
Patchway	d	•	•	•	•	•	•	2248	•
Bristol Parkway ⑦	a	2152	•	2158	2231	•	•	•	•
Bristol Parkway ⑦	d	2152	•	2159	2232	•	•	•	•
Filton Abbey Wood	d	2156	•	•	•	•	•	2252	•
Severn Beach	d	•	2131	•	•	•	•	•	2254
Avonmouth	d	•	2141	•	•	•	2216	•	2304
Clifton Down	d	•	2154	•	•	•	2231	•	2316
Stapleton Road	d	•	2202	•	•	•	2240	•	2325
Lawrence Hill	d	•	2204	•	•	•	2242	•	2327
Bristol Temple Meads ⑩	a	2209	2210	2212	2241	2250	•	2300	2333
Weston-super-Mare	a	•	•	•	•	•	•	•	•
Taunton	a	•	•	•	•	•	•	•	•
Keynsham	a	•	•	•	•	•	•	•	•
Oldfield Park	a	•	•	•	•	•	•	•	•
Bath Spa ⑦	a	•	•	•	•	•	•	•	•
Westbury	a	•	•	•	•	•	•	•	•

Train continues to

Operator		GW	GW
Notes			
Facilities			
Great Malvern	d	•	•
Malvern Link	d	•	•
Worcester Foregate St ⑦	d	•	•
Worcester Shrub Hill ⑦	d	•	2225
Ashchurch for Tewkesbury	d	•	2241
Cheltenham Spa	d	•	2251
Gloucester ⑦	a	•	2301
Gloucester ⑦	d	•	•
Cam & Dursley	d	•	•
Yate	d	•	•
Cardiff Central ⑦	d	2247	•
Newport	d	2303	•
Severn Tunnel Junction	d	•	•
Patchway	d	•	•
Bristol Parkway ⑦	a	•	•
Bristol Parkway ⑦	d	•	•
Filton Abbey Wood	d	•	•
Severn Beach	d	•	•
Avonmouth	d	•	•
Clifton Down	d	•	•
Stapleton Road	d	•	•
Lawrence Hill	d	•	•
Bristol Temple Meads ⑩	a	2343	•
Weston-super-Mare	a	•	•
Taunton	a	•	•
Keynsham	a	•	•
Oldfield Park	a	•	•
Bath Spa ⑦	a	•	•
Westbury	a	•	•

Train continues to

Looking for all trains from
Ashchurch for Tewkesbury and
Cheltenham Spa to Gloucester?

Please see **page 44**.

SUNDAYS
**GREAT MALVERN, CHELTENHAM SPA,
GLOUCESTER AND CARDIFF TO BRISTOL**

Operator		GW	GW	GW	GW	XC	GW	GW	GW
Notes									
Facilities		◇	◇			■, □	◇		
Great Malvern	d
Malvern Link	d
Worcester Foregate St	⑦ d
Worcester Shrub Hill	⑦ d
Ashchurch for Tewkesbury	d
Cheltenham Spa	d	.	.	.	1004	1010	.	.	.
Gloucester	⑦ a	.	.	.	1014	.	.	←	.
Gloucester	⑦ d	.	.	.	1016	.	.	1016	.
Cam & Dursley	d	.	.	.	←	.	.	1031	.
Yate	d	1045	.
Cardiff Central	⑦ d	0810	0908	.	.	.	1008	.	.
Newport	d	0828	0926	.	.	.	1029	.	.
Severn Tunnel Junction	d	0846	0944	.	.	.	1039	.	.
Patchway	d	.	0957
Bristol Parkway	⑦ a	1037	.	1054	.
Bristol Parkway	⑦ d	1038	.	1055	.
Filton Abbey Wood	d	0900	1000	.	.	.	1054	1058	.
Severn Beach	d	.	.	0946
Avonmouth	d	.	.	0956	1052
Clifton Down	d	.	.	1008	1104
Stapleton Road	d	.	.	1016	1113
Lawrence Hill	d	.	.	1018	1115
Bristol Temple Meads	⑩ a	0909	1012	1021	.	1048	1103	1107	1120
Weston-super-Mare	a	.	.	1053	.	.	.	1141	.
Taunton	a	.	.	1127	.	1129	.	1214	.
Keynsham	a	0918	1116	.	.
Oldfield Park	a	0925	1123	.	.
Bath Spa	⑦ a	0928	1026	.	.	.	1126	.	.
Westbury	a	0957	1058	.	.	.	1154	.	.
Train continues to		PMH	PMH			PNZ	BTN		

Operator		XC	GW	GW	GW	XC	GW	GW	GW
Notes									
Facilities		■, □	◇			■, □	◇		
Great Malvern	d
Malvern Link	d
Worcester Foregate St	⑦ d
Worcester Shrub Hill	⑦ d	.	.	.	1139
Ashchurch for Tewkesbury	d	.	.	.	1154
Cheltenham Spa	d	1111	.	.	1204	1210	.	.	.
Gloucester	⑦ a	.	.	.	1215	.	.	←	.
Gloucester	⑦ d	.	.	.	1218	.	.	1218	.
Cam & Dursley	d	.	.	.	←	.	.	1233	.
Yate	d	1248	.
Cardiff Central	⑦ d	.	1108	.	.	.	1208	.	.
Newport	d	.	1131	.	.	.	1228	.	.
Severn Tunnel Junction	d	.	1141	.	.	.	1239	.	.
Patchway	d	1252	.	.
Bristol Parkway	⑦ a	1139	.	.	.	1239	.	1256	.
Bristol Parkway	⑦ d	1141	.	.	.	1240	.	1258	.
Filton Abbey Wood	d	.	1156	.	.	.	1254	1301	.
Severn Beach	d
Avonmouth	d	.	.	1152	1252
Clifton Down	d	.	.	1204	1304
Stapleton Road	d	.	.	1213	1313
Lawrence Hill	d	.	.	1215	1315
Bristol Temple Meads	⑩ a	1151	1205	1220	.	1250	1304	1309	1320
Weston-super-Mare	a
Taunton	a	1225	.	.	.	1325	.	.	.
Keynsham	a	.	1216	.	.	.	1316	.	.
Oldfield Park	a	.	1223	.	.	.	1323	.	.
Bath Spa	⑦ a	.	1225	.	.	.	1326	.	.
Westbury	a	.	1256	.	.	.	1353	.	.
Train continues to		PLY	PMH			PLY	BTN		

SUNDAYS
**GREAT MALVERN, CHELTENHAM SPA,
GLOUCESTER AND CARDIFF TO BRISTOL**

Operator Notes		XC	GW	GW	XC	GW	XC	GW	XC
Facilities		■	◇		■	◇	■		■
Great Malvern	d
Malvern Link	d
Worcester Foregate St	⑦ d
Worcester Shrub Hill	⑦ d
Ashchurch for Tewkesbury	d
Cheltenham Spa	d	1252	.	.	1352	.	1425	.	1452
Gloucester	⑦ a
Gloucester	⑦ d
Cam & Dursley	d
Yate	d
Cardiff Central	⑦ d	.	1308	.	.	1408	.	.	.
Newport	d	.	1328	.	.	1425	.	.	.
Severn Tunnel Junction	d	.	1338	.	.	1435	.	.	.
Patchway	d
Bristol Parkway	⑦ a	1320	.	.	1420	.	1453	.	1523
Bristol Parkway	⑦ d	1321	.	.	1421	.	1454	.	1524
Filton Abbey Wood	d	.	1353	.	.	1454	.	.	.
Severn Beach	d
Avonmouth	d	.	.	1352	.	.	.	1452	.
Clifton Down	d	.	.	1404	.	.	.	1504	.
Stapleton Road	d	.	.	1413	.	.	.	1513	.
Lawrence Hill	d	.	.	1415	.	.	.	1515	.
Bristol Temple Meads	⑩ a	1331	1402	1420	1431	1503	1508	1520	1534
Weston-super-Mare	a
Taunton	a	1414	.	.	1514	.	.	.	1614
Keynsham	a	.	1416	.	.	1517	.	.	.
Oldfield Park	a	.	1424	.	.	1523	.	.	.
Bath Spa	⑦ a	.	1427	.	.	1527	.	.	.
Westbury	a	.	1457	.	.	1554	.	.	.
Train continues to		PLY	PMH		PLY	PMH			PLY

Operator Notes		GW	GW	XC	GW	XC	GW	XC	GW
Facilities		◇		■		■	◇	■	
Great Malvern	d
Malvern Link	d
Worcester Foregate St	⑦ d
Worcester Shrub Hill	⑦ d	.	1436
Ashchurch for Tewkesbury	d	.	1451
Cheltenham Spa	d	.	1501	1526	.	1552	.	1626	.
Gloucester	⑦ a	.	1512
Gloucester	⑦ d	.	1513
Cam & Dursley	d	.	1529
Yate	d	.	1543
Cardiff Central	⑦ d	1508	1608	.	.
Newport	d	1529	1627	.	.
Severn Tunnel Junction	d	1539	1638	.	.
Patchway	d	1552
Bristol Parkway	⑦ a	.	1552	1559	.	1620	.	1654	.
Bristol Parkway	⑦ d	.	1556	1600	.	1621	.	1655	.
Filton Abbey Wood	d	1554	1600	.	.	.	1654	.	.
Severn Beach	d
Avonmouth	d	.	.	.	1552	.	.	.	1652
Clifton Down	d	.	.	1604	1707
Stapleton Road	d	.	.	.	1613	.	.	.	1716
Lawrence Hill	d	.	.	.	1615	.	.	.	1718
Bristol Temple Meads	⑩ a	1604	1608	1611	1620	1631	1703	1708	1722
Weston-super-Mare	a	.	1658
Taunton	a	.	.	1644	.	1714	.	.	.
Keynsham	a	1717	.	.
Oldfield Park	a	1724	.	.
Bath Spa	⑦ a	1626	1726	.	.
Westbury	a	1658	1754	.	.
Train continues to		PMH		PGN		PNZ	PMH		

SUNDAYS
**GREAT MALVERN, CHELTENHAM SPA,
GLOUCESTER AND CARDIFF TO BRISTOL**

Operator Notes		GW	XC	GW	GW	XC	GW	XC	GW
Facilities		◇	■	◇		■		■	◇
Great Malvern	d	*	*	*	*	*	*	*	*
Malvern Link	d	*	*	*	*	*	*	*	*
Worcester Foregate St	⑦ d	*	*	*	*	*	*	*	*
Worcester Shrub Hill	⑦ d	*	*	*	1640	*	*	*	*
Ashchurch for Tewkesbury	d	*	*	*	1656	*	*	*	*
Cheltenham Spa	d	*	1651	*	1706	1726	*	1752	*
Gloucester	⑦ a	*	*	*	1716	*	*	*	*
Gloucester	⑦ d	*	*	*	1719	*	*	*	*
Cam & Dursley	d	*	*	*	1734	*	*	*	*
Yate	d	*	*	*	1748	*	*	*	*
Cardiff Central	⑦ d	1635	*	1708	*	*	*	*	1740
Newport	d	1653	*	1728	*	*	*	*	1758
Severn Tunnel Junction	d	*	*	1739	*	*	*	*	*
Patchway	d	*	*	*	*	*	*	*	1822
Bristol Parkway	⑦ a	*	1720	*	1756	1803	*	1820	*
Bristol Parkway	⑦ d	*	1721	*	1757	1803	*	1821	*
Filton Abbey Wood	d	1719	*	1754	1800	*	*	*	1826
Severn Beach	d	*	*	*	*	*	1742	*	*
Avonmouth	d	*	*	*	*	*	1752	*	*
Clifton Down	d	*	*	*	*	*	1806	*	*
Stapleton Road	d	*	*	*	*	*	1815	*	*
Lawrence Hill	d	*	*	*	*	*	1817	*	*
Bristol Temple Meads	⑩ a	1728	1731	1802	1809	1814	1822	1835	1839
Weston-super-Mare	a	*	*	*	*	*	*	*	*
Taunton	a	*	1817	*	*	*	*	1916	*
Keynsham	a	*	*	1816	*	*	*	*	*
Oldfield Park	a	*	*	1823	*	*	*	*	*
Bath Spa	⑦ a	1752	*	1826	*	*	*	*	1859
Westbury	a	1819	*	1854	*	*	*	*	1928
Train continues to		BTN	PLY	PMH				PNZ	PMH

Operator Notes		GW	GW	XC	XC	GW	GW	XC	XC
Facilities			◇	■	■	◇		■	■
Great Malvern	d	*	*	*	*	*	*	*	*
Malvern Link	d	*	*	*	*	*	*	*	*
Worcester Foregate St	⑦ d	*	*	*	*	*	*	*	*
Worcester Shrub Hill	⑦ d	*	*	*	*	*	1840	*	*
Ashchurch for Tewkesbury	d	*	*	*	*	*	1856	*	*
Cheltenham Spa	d	*	*	1826	1852	*	1906	1926	1952
Gloucester	⑦ a	*	*	*	*	*	1916	*	*
Gloucester	⑦ d	*	*	*	*	*	1919	*	*
Cam & Dursley	d	*	*	*	*	*	1935	*	*
Yate	d	*	*	*	*	*	1949	*	*
Cardiff Central	⑦ d	*	1808	*	*	1908	*	*	*
Newport	d	*	1826	*	*	1929	*	*	*
Severn Tunnel Junction	d	*	1839	*	*	1939	*	*	*
Patchway	d	*	*	*	*	*	*	*	*
Bristol Parkway	⑦ a	*	*	1854	1921	*	1957	2003	2020
Bristol Parkway	⑦ d	*	*	1855	1922	*	1958	2004	2021
Filton Abbey Wood	d	*	1853	*	*	1954	2001	*	*
Severn Beach	d	*	*	*	*	*	*	*	*
Avonmouth	d	1822	*	*	*	*	*	*	*
Clifton Down	d	1834	*	*	*	*	*	*	*
Stapleton Road	d	1845	*	*	*	*	*	*	*
Lawrence Hill	d	1847	*	*	*	*	*	*	*
Bristol Temple Meads	⑩ a	1850	1904	1908	1932	2007	2010	2014	2031
Weston-super-Mare	a	1937	*	*	*	*	*	2036	*
Taunton	a	2011	*	*	2017	*	*	2058	2114
Keynsham	a	*	1917	*	*	*	*	*	*
Oldfield Park	a	*	1922	*	*	*	*	*	*
Bath Spa	⑦ a	*	1926	*	*	2027	*	*	*
Westbury	a	*	1953	*	*	2100	*	*	*
Train continues to			PMH		PLY	PMH		PLY	PLY

SUNDAYS
**GREAT MALVERN, CHELTENHAM SPA,
GLOUCESTER AND CARDIFF TO BRISTOL**

Operator		XC	GW	XC	GW	XC	GW	XC	XC
Notes									
Facilities		■	◇	■ □		■		■	■
Great Malvern	d	•	•	•	•	•	•	•	•
Malvern Link	d	•	•	•	•	•	•	•	•
Worcester Foregate St	⑦ d	•	•	•	•	•	•	•	•
Worcester Shrub Hill	⑦ d	•	•	•	2038	•	•	•	•
Ashchurch for Tewkesbury	d	•	•	•	2054	•	•	•	•
Cheltenham Spa	d	2026	•	2052	2103	2126	•	2152	2225
Gloucester	⑦ a	•	•	•	2113	•	•	2202	•
Gloucester	⑦ d	•	•	•	2115	•	•	2206	•
Cam & Dursley	d	•	•	•	2131	•	•	•	•
Yate	d	•	•	•	2145	•	•	•	•
Cardiff Central	⑦ d	•	2019	•	•	•	2118	•	•
Newport	d	•	2033	•	•	•	2137	•	•
Severn Tunnel Junction	d	•	2050	•	•	•	2149	•	•
Patchway	d	•	•	•	•	•	2202	•	•
Bristol Parkway	⑦ a	2056	•	2120	2153	2159	•	2233	2252
Bristol Parkway	⑦ d	2057	•	2121	2155	2159	•	2233	2253
Filton Abbey Wood	d	•	2104	•	2158	•	2205	•	•
Severn Beach	d	•	•	•	•	•	•	•	•
Avonmouth	d	•	•	•	•	•	•	•	•
Clifton Down	d	•	•	•	•	•	•	•	•
Stapleton Road	d	•	•	•	•	•	•	•	•
Lawrence Hill	d	•	•	•	•	•	•	•	•
Bristol Temple Meads	⑩ a	2106	2113	2130	2207	2210	2221	2244	2302
Weston-super-Mare	a	•	•	•	•	•	•	•	•
Taunton	a	•	•	2214	•	•	•	•	•
Keynsham	a	•	•	•	•	•	•	•	•
Oldfield Park	a	•	•	•	•	•	•	•	•
Bath Spa	⑦ a	•	2137	•	•	•	•	•	•
Westbury	a	•	2204	•	•	•	•	•	•
Train continues to			PMH	PLY					

Operator		GW	XC	GW
Notes				
Facilities			■	
Great Malvern	d	•	•	•
Malvern Link	d	•	•	•
Worcester Foregate St	⑦ d	•	•	•
Worcester Shrub Hill	⑦ d	•	•	•
Ashchurch for Tewkesbury	d	•	•	•
Cheltenham Spa	d	•	2253	•
Gloucester	⑦ a	•	•	•
Gloucester	⑦ d	•	•	•
Cam & Dursley	d	•	•	•
Yate	d	•	•	•
Cardiff Central	⑦ d	2210	•	2307
Newport	d	2229	•	2325
Severn Tunnel Junction	d	2246	•	•
Patchway	d	2259	•	•
Bristol Parkway	⑦ a	•	2322	•
Bristol Parkway	⑦ d	•	2322	•
Filton Abbey Wood	d	2302	•	•
Severn Beach	d	•	•	•
Avonmouth	d	•	•	•
Clifton Down	d	•	•	•
Stapleton Road	d	•	•	•
Lawrence Hill	d	•	•	•
Bristol Temple Meads	⑩ a	2313	2333	0006
Weston-super-Mare	a	•	•	•
Taunton	a	•	•	•
Keynsham	a	•	•	•
Oldfield Park	a	•	•	•
Bath Spa	⑦ a	2328	•	•
Westbury	a	2354	•	•
Train continues to		WMN		

Looking for all trains from
Ashchurch for Tewkesbury
and Cheltenham Spa to
Gloucester?

Please see **page 45**.

MONDAYS TO FRIDAYS

BRISTOL TO CARDIFF, GLOUCESTER, CHELTENHAM SPA AND GREAT MALVERN

Operator Notes Facilities		GW MX	GW	GW	GW	XC	GW	GW	GW
		■ □	■ □			■			
Westbury	d
Bath Spa	⑦ d	0117
Oldfield Park	d
Keynsham	d
Taunton	d
Weston-super-Mare	d
Bristol Temple Meads	⑩ d	0136	0445	0514	.	0520	0548	0554	0600
Lawrence Hill	d	.	.	0517	.	.	0551	.	0603
Stapleton Road	d	.	.	0519	.	.	0553	.	0605
Clifton Down	a	.	.	0527	.	.	0601	.	.
Avonmouth	a	.	.	0539	.	.	0612	.	.
Severn Beach	a	.	.	0550
Filton Abbey Wood	d	0602	0611
Bristol Parkway	⑦ a	.	0454	.	.	0529	.	.	0616
Bristol Parkway	⑦ d	0538	.	.	.
Patchway	d	0607	.
Severn Tunnel Junction	a	0618	.
Newport	a	0209s	.	.	.	0607f	.	0636	.
Cardiff Central	⑦ a	0230	.	.	.	0623f	.	0651	.
Yate	d
Cam & Dursley	d
Gloucester	⑦ a
Gloucester	⑦ d	.	.	.	0600
Cheltenham Spa	a	.	.	.	0611
Ashchurch for Tewkesbury	a	.	.	.	0619
Worcester Shrub Hill	⑦ a	.	.	.	0639
Worcester Foregate St	⑦ a
Malvern Link	a
Great Malvern	a
Train continues to			PAD						

Operator Notes Facilities		GW	XC	GW	GW	GW	XC	GW	GW
			■ □				■ □		■ □
Westbury	d	0558	.	.	.
Bath Spa	⑦ d	.	0609	.	.	0628	.	.	0658
Oldfield Park	d	0631	.	.	.
Keynsham	d	0638	.	.	.
Taunton	d	0512
Weston-super-Mare	d	0546
Bristol Temple Meads	⑩ d	0620	0627	0630	.	0651	0700	0704	0717
Lawrence Hill	d	0623	.	0633	.	0655	.	0707	.
Stapleton Road	d	0626	.	0635	.	0657	.	0709	.
Clifton Down	a	.	.	0643	.	.	.	0717	.
Avonmouth	a	.	.	0656	.	.	.	0727	.
Severn Beach	a	.	.	0707	.	.	.	0738	.
Filton Abbey Wood	d	0631	.	.	.	0703	.	.	0726
Bristol Parkway	⑦ a	.	0637	.	.	.	0708	.	.
Bristol Parkway	⑦ d	.	0639	.	.	.	0710	.	.
Patchway	d	0636
Severn Tunnel Junction	a	0648	.	.	.	0715	.	.	.
Newport	a	0659	.	.	.	0726	.	.	0748
Cardiff Central	⑦ a	0715	.	.	.	0741	.	.	0803
Yate	d
Cam & Dursley	d
Gloucester	⑦ a
Gloucester	⑦ d	.	.	.	0714
Cheltenham Spa	a	.	0708	.	0724	.	0739	.	.
Ashchurch for Tewkesbury	a	.	.	.	0733
Worcester Shrub Hill	⑦ a	.	.	.	0753
Worcester Foregate St	⑦ a	.	.	.	0756
Malvern Link	a	.	.	.	0805
Great Malvern	a	.	.	.	0809
Train continues to			GLC				MAN		SWA

MONDAYS TO FRIDAYS

BRISTOL TO CARDIFF, GLOUCESTER, CHELTENHAM SPA AND GREAT MALVERN

Operator Notes		GW	XC	GW	GW	GW	XC	GW A	GW
Facilities		■ □				◇	■ □		
Westbury	d	.	.	0638	.	0655	.	0704	.
Bath Spa	⑦ d	.	.	0708	.	0725	.	.	.
Oldfield Park	d	.	.	0711	.	0728	.	.	.
Keynsham	d	.	.	0718	.	0735	.	.	.
Taunton	d	0602	0651	.	0634dl
Weston-super-Mare	d	0636	.	.	0708
Bristol Temple Meads	⑩ d	0720	0730	0734	0746	0753	0800	.	0803
Lawrence Hill	d	0723	.	.	0749	.	.	.	0806
Stapleton Road	d	0725	.	.	0751	.	.	.	0808
Clifton Down	a	0816
Avonmouth	a	0828
Severn Beach	a
Filton Abbey Wood	d	0731	.	0744	0758	0801	0741g	.	.
Bristol Parkway	⑦ a	0735	0738	0747	0802	.	0808	.	.
Bristol Parkway	⑦ d	0740	0740	0749	.	.	0810	.	.
Patchway	d	0744	.	.	.	0806	.	.	.
Severn Tunnel Junction	a	0755
Newport	a	0807	.	.	.	0826	.	.	.
Cardiff Central	⑦ a	0823	.	.	.	0843	.	.	.
Yate	d	.	.	0758
Cam & Dursley	d	.	.	0812
Gloucester	⑦ a	.	.	0832	.	.	.	0848	.
Gloucester	⑦ d	0852	.
Cheltenham Spa	a	.	0809	.	.	.	0839	0905	.
Ashchurch for Tewkesbury	a
Worcester Shrub Hill	⑦ a
Worcester Foregate St	⑦ a
Malvern Link	a
Great Malvern	a
Train continues to		EDB			MAN				

Operator Notes		GW	GW	XC	GW	GW	GW	GW	XC
Facilities				■ □			□ □	■ □	
Westbury	d	0717	.	.	.	0738	.	0754	.
Bath Spa	⑦ d	0747	.	.	.	0810	.	0822	.
Oldfield Park	d	0750	.	.	.	0813	.	0826	.
Keynsham	d	0757	.	.	.	0821	.	0834	.
Taunton	d	.	.	0751	.	.	0735dl	.	0812
Weston-super-Mare	d	.	0737	.	.	.	0807	.	0835
Bristol Temple Meads	⑩ d	0810	0824	0830	0836	0841	0845	0854	0900
Lawrence Hill	d	0813	.	.	0839	.	0848	.	.
Stapleton Road	d	0816	.	.	0841	.	0850	.	.
Clifton Down	a	.	.	.	0849
Avonmouth	a	.	.	.	0902
Severn Beach	a
Filton Abbey Wood	d	0822	0832	.	.	0851	0855	0901	.
Bristol Parkway	⑦ a	0827	.	0838	.	0854	0903	.	0908
Bristol Parkway	⑦ d	.	.	0840	.	0855	.	.	0910
Patchway	d	.	0836
Severn Tunnel Junction	a	.	0847
Newport	a	.	0905	0924	.
Cardiff Central	⑦ a	.	0926	0942	.
Yate	d	0904	.	.	.
Cam & Dursley	d	0917	.	.	.
Gloucester	⑦ a	0933	.	.	.
Gloucester	⑦ d	0938	.	.	.
Cheltenham Spa	a	.	.	0910	.	└	.	.	0940
Ashchurch for Tewkesbury	a
Worcester Shrub Hill	⑦ a
Worcester Foregate St	⑦ a
Malvern Link	a
Great Malvern	a
Train continues to		GLC			MAN				

MONDAYS TO FRIDAYS
**BRISTOL TO CARDIFF, GLOUCESTER,
CHELTENHAM SPA AND GREAT MALVERN**

Operator		GW	GW	GW	GW	XC	GW	GW	GW
Notes									
Facilities						■	■		◇
Westbury	d	•	0817	•	•	•	0845	•	0910
Bath Spa	⑦ d	•	0848	•	•	•	0915	•	0935
Oldfield Park	d	•	0851	•	•	•	0918	•	•
Keynsham	d	•	0858	•	•	•	0925	•	0943
Taunton	d	•	•	•	•	0851	•	0836dl	•
Weston-super-Mare	d	•	•	•	0841	•	•	0911	•
Bristol Temple Meads	⑩ d	•	0910	0916	0921	0930	0941	0948	0955
Lawrence Hill	d	•	0913	0919	•	•	•	0951	•
Stapleton Road	d	•	0915	0921	•	•	•	0953	•
Clifton Down	a	•	•	0929	•	•	•	•	•
Avonmouth	a	•	•	0940	•	•	•	•	•
Severn Beach	a	•	•	0951	•	•	•	•	•
Filton Abbey Wood	d	•	0921	•	0930	•	0948	0959	1002
Bristol Parkway	⑦ a	•	0926	•	•	0938	0952	1004	•
Bristol Parkway	⑦ d	•	•	•	•	0940	0952	•	•
Patchway	d	•	•	•	0935	•	•	•	•
Severn Tunnel Junction	a	•	•	•	0946	•	•	•	•
Newport	a	•	•	•	0958	•	•	•	1028
Cardiff Central	⑦ a	•	•	•	1014	•	•	•	1043
Yate	d	•	•	•	•	•	1002	•	•
Cam & Dursley	d	•	•	•	•	•	1016	•	•
Gloucester	⑦ a	↔	•	•	•	•	1032	•	•
Gloucester	⑦ d	0938	•	•	•	•	•	•	•
Cheltenham Spa	a	0946	•	•	•	1009	•	•	•
Ashchurch for Tewkesbury	a	0955	•	•	•	•	•	•	•
Worcester Shrub Hill	⑦ a	1014	•	•	•	•	•	•	•
Worcester Foregate St	⑦ a	1019	•	•	•	•	•	•	•
Malvern Link	a	1028	•	•	•	•	•	•	•
Great Malvern	a	1031	•	•	•	•	•	•	•
Train continues to						EDB			

Operator		XC	GW	GW	XC	GW	GW	GW	GW
Notes									
Facilities		■	■		■	■			◇
Westbury	d	•	•	•	•	•	0938	•	1010
Bath Spa	⑦ d	•	•	•	•	•	1008	•	1036
Oldfield Park	d	•	•	•	•	•	1011	•	•
Keynsham	d	•	•	•	•	•	1018	•	•
Taunton	d	•	•	0916	0951	•	•	•	•
Weston-super-Mare	d	•	•	0952	•	•	•	1010	•
Bristol Temple Meads	⑩ d	1000	1003	1024	1030	1034	1041	1045	1054
Lawrence Hill	d	•	•	•	•	1037	•	1049	•
Stapleton Road	d	•	1007	•	•	1039	•	1052	•
Clifton Down	a	•	1015	•	•	1047	•	•	•
Avonmouth	a	•	1029	•	•	1100	•	•	•
Severn Beach	a	•	•	•	•	•	•	•	•
Filton Abbey Wood	d	•	•	1032	•	•	1048	1057	1101
Bristol Parkway	⑦ a	1008	•	•	1038	•	1053	1104	•
Bristol Parkway	⑦ d	1010	•	•	1040	•	1053	•	•
Patchway	d	•	•	1036	•	•	•	•	•
Severn Tunnel Junction	a	•	•	1047	•	•	•	•	•
Newport	a	•	•	1059	•	•	•	•	1125
Cardiff Central	⑦ a	•	•	1115	•	•	•	•	1143
Yate	d	•	•	•	•	•	1103	•	•
Cam & Dursley	d	•	•	•	•	•	1117	•	•
Gloucester	⑦ a	•	•	•	•	•	1132	•	•
Gloucester	⑦ d	•	•	•	•	•	1137	•	•
Cheltenham Spa	a	1040	•	•	1109	•	↔	•	•
Ashchurch for Tewkesbury	a	•	•	•	•	•	•	•	•
Worcester Shrub Hill	⑦ a	•	•	•	•	•	•	•	•
Worcester Foregate St	⑦ a	•	•	•	•	•	•	•	•
Malvern Link	a	•	•	•	•	•	•	•	•
Great Malvern	a	•	•	•	•	•	•	•	•
Train continues to		MAN			GLC				

MONDAYS TO FRIDAYS
**BRISTOL TO CARDIFF, GLOUCESTER,
CHELTENHAM SPA AND GREAT MALVERN**

Operator		XC	GW	GW	GW	XC	GW	GW	GW
Notes									
Facilities		■	■	■	■	■	■	◇	◇
Westbury	d	1038	.	1110
Bath Spa	⑦ d	1108	.	1136
Oldfield Park	d	1111	.	.
Keynsham	d	1118	.	.
Taunton	d	.	.	.	1011	1051	.	.	.
Weston-super-Mare	d	.	.	.	1043	.	.	1110	.
Bristol Temple Meads	⑩ d	1100	.	1116	1121	1130	1141	1145	1154
Lawrence Hill	d	.	.	1119	.	.	.	1148	.
Stapleton Road	d	.	.	1121	.	.	.	1150	.
Clifton Down	a	.	.	1129
Avonmouth	a	.	.	1140
Severn Beach	a	.	.	1149
Filton Abbey Wood	d	.	.	.	1130	.	1148	1156	1201
Bristol Parkway	⑦ a	1108	.	.	.	1138	1152	1203	.
Bristol Parkway	⑦ d	1110	.	.	.	1140	1152	.	.
Patchway	d	.	.	.	1135
Severn Tunnel Junction	a	.	.	.	1146
Newport	a	.	.	.	1158	.	.	.	1225
Cardiff Central	⑦ a	.	.	.	1219	.	.	.	1240
Yate	d	1202	.	.
Cam & Dursley	d	1216	.	.
Gloucester	⑦ a	.	↩	.	.	.	1231	.	.
Gloucester	⑦ d	.	1137
Cheltenham Spa	a	1140	1146	.	.	1209	.	.	.
Ashchurch for Tewkesbury	a	.	1156
Worcester Shrub Hill	⑦ a	.	1213
Worcester Foregate St	⑦ a	.	1216
Malvern Link	a	.	1225
Great Malvern	a	.	1230
Train continues to		MAN				ABD			

Operator		XC	GW	GW	XC	GW	GW	GW	GW
Notes									
Facilities		■	■	■	■	■	◇	◇	◇
Westbury	d	1141	.	1210
Bath Spa	⑦ d	1211	.	1236
Oldfield Park	d	1214	.	.
Keynsham	d	1221	.	.
Taunton	d	1117	.	1104dl	1151
Weston-super-Mare	d	.	.	1138	.	.	.	1209	.
Bristol Temple Meads	⑩ d	1200	1203	1221	1230	1234	1241	1245	1254
Lawrence Hill	d	1237	.	1247	.
Stapleton Road	d	.	1207	.	.	1239	.	1250	.
Clifton Down	a	.	1215	.	.	1247	.	.	.
Avonmouth	a	.	1229	.	.	1300	.	.	.
Severn Beach	a
Filton Abbey Wood	d	.	.	1230	.	.	1248	1255	1301
Bristol Parkway	⑦ a	1208	.	.	1238	.	1252	1303	.
Bristol Parkway	⑦ d	1210	.	.	1240	.	1252	.	.
Patchway	d	.	.	1235
Severn Tunnel Junction	a	.	.	1246
Newport	a	.	.	1300	1325
Cardiff Central	⑦ a	.	.	1322	1342
Yate	d	1301	.	.
Cam & Dursley	d	1314	.	.
Gloucester	⑦ a	1331	.	.
Gloucester	⑦ d	1337	.	.
Cheltenham Spa	a	1239	.	.	1309	.	↩	.	.
Ashchurch for Tewkesbury	a
Worcester Shrub Hill	⑦ a
Worcester Foregate St	⑦ a
Malvern Link	a
Great Malvern	a
Train continues to		MAN			GLC				

MONDAYS TO FRIDAYS

BRISTOL TO CARDIFF, GLOUCESTER,
CHELTENHAM SPA AND GREAT MALVERN

Operator		XC	GW	GW	GW	XC	GW	GW	GW
Notes									
Facilities		■ □	◇			■ □			◇ □
Westbury	d	1247	.	1310
Bath Spa	⑦ d	1318	.	1336
Oldfield Park	d	1321	.	.
Keynsham	d	1328	.	.
Taunton	d	.	.	.	1204	1251	.	.	.
Weston-super-Mare	d	.	.	.	1241	.	.	1310	.
Bristol Temple Meads	⑩ d	1300	.	1316	1321	1330	1341	1345	1354
Lawrence Hill	d	.	.	1319	.	.	.	1347	.
Stapleton Road	d	.	.	1321	.	.	.	1350	.
Clifton Down	a	.	.	1329
Avonmouth	a	.	.	1340
Severn Beach	a	.	.	1351
Filton Abbey Wood	d	.	.	.	1330	.	1348	1355	1401
Bristol Parkway	⑦ a	1308	.	.	.	1338	1352	1403	.
Bristol Parkway	⑦ d	1310	.	.	.	1340	1352	.	.
Patchway	d	.	.	.	1335
Severn Tunnel Junction	a	.	.	.	1346
Newport	a	.	.	.	1358	.	.	.	1426
Cardiff Central	⑦ a	.	.	.	1413	.	.	.	1441
Yate	d	1402	.	.
Cam & Dursley	d	1416	.	.
Gloucester	⑦ a	.	↔	.	.	.	1431	.	.
Gloucester	⑦ d	.	1337
Cheltenham Spa	a	1339	1346	.	.	1409	.	.	.
Ashchurch for Tewkesbury	a	.	1356
Worcester Shrub Hill	⑦ a	.	1412
Worcester Foregate St	⑦ a	.	1418
Malvern Link	a	.	1427
Great Malvern	a	.	1430
Train continues to		MAN			DEE				

Operator		XC	GW	GW	XC	GW	GW	GW	GW
Notes									
Facilities		■ □	□		■ □				◇ □
Westbury	d	1344	.	1410
Bath Spa	⑦ d	1414	.	1436
Oldfield Park	d	1417	.	.
Keynsham	d	1424	.	.
Taunton	d	1322	.	1308dl	1351
Weston-super-Mare	d	.	.	1341	.	.	.	1410	.
Bristol Temple Meads	⑩ d	1400	1403	1424	1430	1434	1441	1445	1454
Lawrence Hill	d	1437	.	1447	.
Stapleton Road	d	.	1407	.	.	1439	.	1450	.
Clifton Down	a	.	1415	.	.	1447	.	.	.
Avonmouth	a	.	1429	.	.	1500	.	.	.
Severn Beach	a
Filton Abbey Wood	d	.	.	1432	.	.	1448	1455	1501
Bristol Parkway	⑦ a	1408	.	.	1439	.	1452	1503	.
Bristol Parkway	⑦ d	1410	.	.	1440	.	1453	.	.
Patchway	d	.	.	1436
Severn Tunnel Junction	a	.	.	1447
Newport	a	.	.	1503	1525
Cardiff Central	⑦ a	.	.	1525	1542
Yate	d	1503	.	.
Cam & Dursley	d	1517	.	.
Gloucester	⑦ a	1532	.	.
Gloucester	⑦ d	1537	.	.
Cheltenham Spa	a	1440	.	.	1510	.	↔	.	.
Ashchurch for Tewkesbury	a
Worcester Shrub Hill	⑦ a
Worcester Foregate St	⑦ a
Malvern Link	a
Great Malvern	a
Train continues to		MAN			GLC				

MONDAYS TO FRIDAYS

BRISTOL TO CARDIFF, GLOUCESTER, CHELTENHAM SPA AND GREAT MALVERN

Operator		XC	GW	GW	GW	XC	GW	GW	GW
Notes									
Facilities		■ □				■ □			
Westbury	d	1438	1452	.
Bath Spa	⑦ d	1508	1522	.
Oldfield Park	d	1511	.	.
Keynsham	d	1518	.	.
Taunton	d	.	.	.	1411	1451	.	.	.
Weston-super-Mare	d	.	.	.	1445	.	.	.	1510
Bristol Temple Meads	⑩ d	1500	.	1516	1521	1530	1534	1541	1545
Lawrence Hill	d	.	.	1519	1547
Stapleton Road	d	.	.	1521	1550
Clifton Down	a	.	.	1529
Avonmouth	a	.	.	1540
Severn Beach	a	.	.	1549
Filton Abbey Wood	d	.	.	.	1530	.	.	1548	1555
Bristol Parkway	⑦ a	1508	.	.	.	1539	1544	1552	1604
Bristol Parkway	⑦ d	1510	.	.	.	1540	.	1552	.
Patchway	d	.	.	.	1535
Severn Tunnel Junction	a	.	.	.	1546
Newport	a	.	.	.	1558
Cardiff Central	⑦ a	.	.	.	1615
Yate	d	1602	.
Cam & Dursley	d	1616	.
Gloucester	⑦ a	.	↩	1631	.
Gloucester	⑦ d	.	1537
Cheltenham Spa	a	1541	1546	.	.	1610	.	.	.
Ashchurch for Tewkesbury	a	.	1556
Worcester Shrub Hill	⑦ a	.	1614
Worcester Foregate St	⑦ a	.	1617
Malvern Link	a	.	1626
Great Malvern	a	.	1629
Train continues to		MAN				EDB			

Operator		GW	XC	GW	GW	GW	XC	GW	GW
Notes									
Facilities		◇ □	■ □				■ □		
Westbury	d	1510	1538
Bath Spa	⑦ d	1536	1608
Oldfield Park	d	1611
Keynsham	d	1618
Taunton	d	.	1515	.	.	1457dl	1551	.	.
Weston-super-Mare	d	.	1538	.	.	1543	.	.	.
Bristol Temple Meads	⑩ d	1554	1600	1603	1615	1624	1630	1635	1641
Lawrence Hill	d	.	.	1606	1618	.	.	1638	.
Stapleton Road	d	.	.	1608	1620	.	.	1640	.
Clifton Down	a	.	.	1616	.	.	.	1648	.
Avonmouth	a	.	.	1629	.	.	.	1700	.
Severn Beach	a
Filton Abbey Wood	d	1601	.	.	1626	1632	.	.	1648
Bristol Parkway	⑦ a	.	1608	.	1634	.	1638	.	1652
Bristol Parkway	⑦ d	.	1610	.	.	.	1640	.	1652
Patchway	d	1636	.	.	.
Severn Tunnel Junction	a	1647	.	.	.
Newport	a	1625	.	.	.	1701	.	.	.
Cardiff Central	⑦ a	1641	.	.	.	1727	.	.	.
Yate	d	1701
Cam & Dursley	d	1714
Gloucester	⑦ a	1732
Gloucester	⑦ d	1737
Cheltenham Spa	a	.	1639	.	.	.	1709	.	↩
Ashchurch for Tewkesbury	a
Worcester Shrub Hill	⑦ a
Worcester Foregate St	⑦ a
Malvern Link	a
Great Malvern	a
Train continues to			MAN				EDB		

MONDAYS TO FRIDAYS
**BRISTOL TO CARDIFF, GLOUCESTER,
CHELTENHAM SPA AND GREAT MALVERN**

Operator		GW	GW	XC	GW	GW	GW	GW	XC
Notes									
Facilities		■ CP	■ CP						■ CP
Westbury	d	•	1610	•	•	•	•	•	•
Bath Spa	⑦ d	•	1636	•	•	1644	•	•	•
Oldfield Park	d	•	•	•	•	•	•	•	•
Keynsham	d	•	•	•	•	1652	•	•	•
Taunton	d	•	•	•	•	•	•	1607	1651
Weston-super-Mare	d	1610	•	•	•	•	•	1639	•
Bristol Temple Meads ⑩	d	1645	1656	1700	•	1709	1713	1721	1730
Lawrence Hill	d	1649	•	•	•	1712	1716	•	•
Stapleton Road	d	1651	•	•	•	1715	1719	•	•
Clifton Down	a	•	•	•	•	•	1728	•	•
Avonmouth	a	•	•	•	•	•	1740	•	•
Severn Beach	a	•	•	•	•	•	1751	•	•
Filton Abbey Wood	d	1657	1704	•	•	1724	•	1728	•
Bristol Parkway	⑦ a	1704	•	1708	•	1729	•	•	1739
Bristol Parkway	⑦ d	•	•	1710	•	•	•	•	1740
Patchway	d	•	•	•	•	•	•	1733	•
Severn Tunnel Junction	a	•	1716	•	•	•	•	1744	•
Newport	a	•	1727	•	•	•	•	1757	•
Cardiff Central	⑦ a	•	1743	•	•	•	•	1813	•
Yate	d	•	•	•	•	•	•	•	•
Cam & Dursley	d	•	•	•	•	•	•	•	•
Gloucester	⑦ a	•	•	•	┌	•	•	•	•
Gloucester	⑦ d	•	•	•	1737	•	•	•	•
Cheltenham Spa	a	•	•	1741	1746	•	•	•	1810
Ashchurch for Tewkesbury	a	•	•	•	1756	•	•	•	•
Worcester Shrub Hill	⑦ a	•	•	•	1816	•	•	•	•
Worcester Foregate St	⑦ a	•	•	•	1821	•	•	•	•
Malvern Link	a	•	•	•	1830	•	•	•	•
Great Malvern	a	•	•	•	1835	•	•	•	•
Train continues to				MAN					LDS

Operator		GW	GW	GW	XC	GW	GW	XC	GW
Notes									
Facilities				■ CP	■ CP			■ CP	
Westbury	d	1642	•	1712	•	•	•	•	1738
Bath Spa	⑦ d	1712	•	1738	•	•	•	•	1808
Oldfield Park	d	1715	•	•	•	•	•	•	1811
Keynsham	d	1721	•	•	•	•	•	•	1818
Taunton	d	•	•	•	1722	•	1706dl	1751	•
Weston-super-Mare	d	•	1715	•	•	•	•	1738	•
Bristol Temple Meads ⑩	d	1741	1746	1754	1800	1803	1822	1830	1836
Lawrence Hill	d	•	1749	•	•	1806	1825	•	•
Stapleton Road	d	•	1752	•	•	1809	1827	•	•
Clifton Down	a	•	•	•	•	1817	•	•	•
Avonmouth	a	•	•	•	•	1829	•	•	•
Severn Beach	a	•	•	•	•	1840	•	•	•
Filton Abbey Wood	d	1748	1757	1802	•	•	1833	•	1843
Bristol Parkway	⑦ a	1752	1804	•	1808	•	•	1839	1847
Bristol Parkway	⑦ d	1753	•	•	1810	•	•	1840	1847
Patchway	d	•	•	•	•	•	1837	•	•
Severn Tunnel Junction	a	•	•	1814	•	•	1850	•	•
Newport	a	•	•	1825	•	•	1904	•	•
Cardiff Central	⑦ a	•	•	1842	•	•	1921	•	•
Yate	d	1801	•	•	•	•	•	•	1856
Cam & Dursley	d	1814	•	•	•	•	•	•	1910
Gloucester	⑦ a	1833	•	•	•	•	•	•	1926
Gloucester	⑦ d	•	•	•	•	•	•	•	1934
Cheltenham Spa	a	•	•	•	1840	•	•	1910	┌
Ashchurch for Tewkesbury	a	•	•	•	•	•	•	•	•
Worcester Shrub Hill	⑦ a	•	•	•	•	•	•	•	•
Worcester Foregate St	⑦ a	•	•	•	•	•	•	•	•
Malvern Link	a	•	•	•	•	•	•	•	•
Great Malvern	a	•	•	•	•	•	•	•	•
Train continues to					MAN			LDS	

MONDAYS TO FRIDAYS
**BRISTOL TO CARDIFF, GLOUCESTER,
CHELTENHAM SPA AND GREAT MALVERN**

Operator Notes		GW	GW	XC	GW	GW	XC	GW	GW
Facilities		□ □	■ □				■ □		
Westbury	d	•	1811	•	•	•	•	•	1838
Bath Spa ⇄	⑦ d	•	1837	•	•	•	•	•	1908
Oldfield Park	d	•	•	•	•	•	•	•	1911
Keynsham	d	•	•	•	•	•	•	•	1918
Taunton ⇄	d	•	•	•	•	1808q	1851	•	•
Weston-super-Mare ⇄	d	1815	•	•	•	1840q	•	•	•
Bristol Temple Meads ⇄	⑩ d	1847	1854	1900	•	1921	1930	1933	1941
Lawrence Hill	d	1850	•	•	•	1924	•	1936	•
Stapleton Road	d	1853	•	•	•	1926	•	1938	•
Clifton Down	a	1902	•	•	•	•	•	1946	•
Avonmouth	a	1922	•	•	•	•	•	1958	•
Severn Beach	a	•	•	•	•	•	•	•	•
Filton Abbey Wood	d	•	1901	•	•	1932	•	•	1948
Bristol Parkway ⇄	⑦ a	•	•	1908	•	•	1938	•	1952
Bristol Parkway ⇄	⑦ d	•	•	1910	•	•	1940	•	1952
Patchway	d	•	•	•	•	1936	•	•	•
Severn Tunnel Junction	a	•	1913	•	•	1947	•	•	•
Newport ⇄	a	•	1925	•	•	1959	•	•	•
Cardiff Central ⇄	⑦ a	•	1942	•	•	2014	•	•	•
Yate	d	•	•	•	•	•	•	•	2002
Cam & Dursley	d	•	•	•	•	•	•	•	2016
Gloucester ⇄	⑦ a	•	•	•	•	•	•	•	2032
Gloucester ⇄	⑦ d	•	•	•	1934	•	•	•	2038
Cheltenham Spa ⇄	a	•	•	1939	1944	•	2009	•	2048
Ashchurch for Tewkesbury	a	•	•	•	1953	•	•	•	•
Worcester Shrub Hill ⇄	⑦ a	•	•	•	2018	•	•	•	•
Worcester Foregate St ⇄	⑦ a	•	•	•	2022	•	•	•	•
Malvern Link	a	•	•	•	2032	•	•	•	•
Great Malvern ⇄	a	•	•	•	2035	•	•	•	•
Train continues to				MAN			LDS		

Operator Notes		GW	GW	XC	XC	XC	GW A	GW	GW
Facilities		◇ □	■	■	■				
Westbury	d	•	1908	•	•	•	1932	•	•
Bath Spa ⇄	⑦ d	•	1937	•	•	•	•	•	•
Oldfield Park	d	•	•	•	•	•	•	•	•
Keynsham	d	•	•	•	•	•	•	•	•
Taunton ⇄	d	•	•	•	•	1951	•	•	•
Weston-super-Mare ⇄	d	1908	•	•	•	•	•	•	•
Bristol Temple Meads ⇄	⑩ d	1945	1954	2000	2015	2030	•	2034	2041
Lawrence Hill	d	1947	•	•	•	•	•	2037	•
Stapleton Road	d	1950	•	•	•	•	•	2040	•
Clifton Down	a	•	•	•	•	•	•	2049	•
Avonmouth	a	•	•	•	•	•	•	2101	•
Severn Beach	a	•	•	•	•	•	•	2112	•
Filton Abbey Wood	d	1955	2002	•	2022	•	•	•	2048
Bristol Parkway ⇄	⑦ a	2003	•	2008	•	2038	•	•	2052
Bristol Parkway ⇄	⑦ d	•	•	2010	•	2040	•	•	2052
Patchway	d	•	•	•	2025	•	•	•	•
Severn Tunnel Junction	a	•	2014	•	2036	•	•	•	•
Newport ⇄	a	•	2025	•	2047	•	•	•	•
Cardiff Central ⇄	⑦ a	•	2047	•	2103	•	•	•	•
Yate	d	•	•	•	•	•	•	•	2101
Cam & Dursley	d	•	•	•	•	•	•	•	2114
Gloucester ⇄	⑦ a	•	•	2036	•	•	2115	•	2132
Gloucester ⇄	⑦ d	•	•	2046	•	•	2123	•	2133
Cheltenham Spa ⇄	a	•	•	2054	•	2115	2133	•	2144
Ashchurch for Tewkesbury	a	•	•	•	•	•	•	•	2153
Worcester Shrub Hill ⇄	⑦ a	•	•	•	•	•	•	•	2211
Worcester Foregate St ⇄	⑦ a	•	•	•	•	•	•	•	•
Malvern Link	a	•	•	•	•	•	•	•	•
Great Malvern ⇄	a	•	•	•	•	•	•	•	•
Train continues to				BHM		BHM			

MONDAYS TO FRIDAYS

BRISTOL TO CARDIFF, GLOUCESTER,
CHELTENHAM SPA AND GREAT MALVERN

Operator		GW	GW	GW	GW	GW	GW	GW	XC
Notes				FO	FX				
Facilities		◇	■					◇	■
Westbury	d	2011	2110	.
Bath Spa	⑦ d	2037	2136	.
Oldfield Park	d
Keynsham	d
Taunton	d	2035	2119
Weston-super-Mare	d	2107	.
Bristol Temple Meads	⑩ d	2054	.	2119	2121	2137	2141	2154	2200
Lawrence Hill	d	.	.	2122	2124	2140	.	.	.
Stapleton Road	d	.	.	2124	2126	2142	.	.	.
Clifton Down	a	2150	.	.	.
Avonmouth	a	2204	.	.	.
Severn Beach	a
Filton Abbey Wood	d	2101	.	2130	2132	.	2148	2201	.
Bristol Parkway	⑦ a	2152	.	2208
Bristol Parkway	⑦ d	2153	.	2210
Patchway	d	.	.	2134	2136	.	.	2206	.
Severn Tunnel Junction	a	2113	.	2146	2147	.	.	2217	.
Newport	a	2125	.	2158	2159	.	.	2235h	.
Cardiff Central	⑦ a	2144	.	2213	2214	.	.	2257h	.
Yate	d	2202	.	.
Cam & Dursley	d	2216	.	.
Gloucester	⑦ a	2233	.	.
Gloucester	⑦ d	.	2151
Cheltenham Spa	a	.	2200	2241
Ashchurch for Tewkesbury	a
Worcester Shrub Hill	⑦ a	.	2222
Worcester Foregate St	⑦ a
Malvern Link	a
Great Malvern	a
Train continues to									BHM

Operator		GW	GW	GW
Notes				
Facilities				◇
Westbury	d	.	.	2210
Bath Spa	⑦ d	.	.	2236
Oldfield Park	d	.	.	.
Keynsham	d	.	.	.
Taunton	d	.	.	.
Weston-super-Mare	d	.	.	.
Bristol Temple Meads	⑩ d	2221	2242	2254
Lawrence Hill	d	2224	.	.
Stapleton Road	d	2226	.	.
Clifton Down	a	2234	.	.
Avonmouth	a	2245	.	.
Severn Beach	a	2254	.	.
Filton Abbey Wood	d	.	2249	2301
Bristol Parkway	⑦ a	.	2253	.
Bristol Parkway	⑦ d	.	2253	.
Patchway	d	.	.	2306
Severn Tunnel Junction	a	.	.	2316
Newport	a	.	.	2333k
Cardiff Central	⑦ a	.	.	2355k
Yate	d	.	2302	.
Cam & Dursley	d	.	2315	.
Gloucester	⑦ a	.	2338	.
Gloucester	⑦ d	.	.	.
Cheltenham Spa	a	.	.	.
Ashchurch for Tewkesbury	a	.	.	.
Worcester Shrub Hill	⑦ a	.	.	.
Worcester Foregate St	⑦ a	.	.	.
Malvern Link	a	.	.	.
Great Malvern	a	.	.	.
Train continues to				

Looking for all trains from Gloucester to Cheltenham Spa and Ashchurch for Tewkesbury?

Please see page 46.

SATURDAYS

BRISTOL TO CARDIFF, GLOUCESTER,
CHELTENHAM SPA AND GREAT MALVERN

Operator Notes		GW	GW	GW	XC	GW	GW	GW	GW
Facilities		■	□		■	□		■	□
Westbury	d
Bath Spa	⑦ d	0117
Oldfield Park	d
Keynsham	d
Taunton	d
Weston-super-Mare	d
Bristol Temple Meads	⑩ d	0136	.	0603	0615	0633	.	0645	0651
Lawrence Hill	d	0636	.	.	0654
Stapleton Road	d	.	.	0606	.	0638	.	.	0656
Clifton Down	a	.	.	0614	.	0646	.	.	.
Avonmouth	a	.	.	0629	.	0701	.	.	.
Severn Beach	a
Filton Abbey Wood	d	0653	0702
Bristol Parkway	⑦ a	.	.	.	0623	.	.	0658	.
Bristol Parkway	⑦ d	.	.	.	0625	.	.	0710	.
Patchway	d	└	.
Severn Tunnel Junction	a	0715
Newport	a	0209s	0727
Cardiff Central	⑦ a	0230	0745
Yate	d
Cam & Dursley	d
Gloucester	⑦ a	.	.	.	0652
Gloucester	⑦ d	.	0600	.	0700	.	0715	.	.
Cheltenham Spa	a	.	0610	.	0709	.	0724	.	.
Ashchurch for Tewkesbury	a	.	0619	.	.	.	0733	.	.
Worcester Shrub Hill	⑦ a	.	0640	.	.	.	0753	.	.
Worcester Foregate St	⑦ a
Malvern Link	a
Great Malvern	a
Train continues to					GLC			SWA	

Operator Notes		GW	XC	GW	GW	XC	GW	GW	GW
Facilities		■	□		E	■	□		
Westbury	d	0638	.	.
Bath Spa	⑦ d	0708	.	.
Oldfield Park	d	0711	.	.
Keynsham	d	0718	.	.
Taunton	d	0650	.	0634dl	.
Weston-super-Mare	d	0708	.
Bristol Temple Meads	⑩ d	.	0700	0716	0723	0730	0741	0747	0755
Lawrence Hill	d	.	.	0719	.	.	.	0750	.
Stapleton Road	d	.	.	0721	.	.	.	0752	.
Clifton Down	a	.	.	0729
Avonmouth	a	.	.	0740
Severn Beach	a	.	.	0753
Filton Abbey Wood	d	.	.	.	0730	.	0748	0758	0803
Bristol Parkway	⑦ a	└	0708	.	.	0738	0752	0804	.
Bristol Parkway	⑦ d	0710	0710	.	.	0740	0753	.	.
Patchway	d	.	.	.	0735
Severn Tunnel Junction	a	.	.	.	0746
Newport	a	0731	.	.	0758	.	.	.	0825
Cardiff Central	⑦ a	0747	.	.	0817	.	.	.	0842
Yate	d	0802	.	.
Cam & Dursley	d	0816	.	.
Gloucester	⑦ a	0832	.	.
Gloucester	⑦ d
Cheltenham Spa	a	.	0739	.	.	0809	.	.	.
Ashchurch for Tewkesbury	a
Worcester Shrub Hill	⑦ a
Worcester Foregate St	⑦ a
Malvern Link	a
Great Malvern	a
Train continues to		SWA	MAN			EDB			

SATURDAYS

BRISTOL TO CARDIFF, GLOUCESTER,
CHELTENHAM SPA AND GREAT MALVERN

Operator		XC	GW	GW	XC	GW	GW	GW	GW
Notes									
Facilities		■	■		■	■			◇
Westbury	d	0738	.	0806
Bath Spa	⑦ d	0808	.	0833
Oldfield Park	d	0811	.	.
Keynsham	d	0818	.	.
Taunton	d	.	.	.	0750	.	.	0735dl	.
Weston-super-Mare	d	.	.	0737	.	.	.	0807	.
Bristol Temple Meads	⑩ d	0800	0803	0823	0830	0834	0841	0845	0855
Lawrence Hill	d	.	0806	.	.	0837	.	0848	.
Stapleton Road	d	.	0808	.	.	0839	.	0850	.
Clifton Down	a	.	0816	.	.	0847	.	.	.
Avonmouth	a	.	0831	.	.	0902	.	.	.
Severn Beach	a
Filton Abbey Wood	d	0741g	.	0831	.	.	0848	0856	0903
Bristol Parkway	⑦ a	0808	.	.	0838	.	0852	0904	.
Bristol Parkway	⑦ d	0810	.	.	0840	.	0853	.	.
Patchway	d	.	.	0836
Severn Tunnel Junction	a	.	.	0847
Newport	a	.	.	0901	0925
Cardiff Central	⑦ a	.	.	0923	0942
Yate	d	0902	.	.
Cam & Dursley	d	0914	.	.
Gloucester	⑦ a	0930	.	.
Gloucester	⑦ d	0938	.	.
Cheltenham Spa	a	0840	.	.	0909	.	└	.	.
Ashchurch for Tewkesbury	a
Worcester Shrub Hill	⑦ a
Worcester Foregate St	⑦ a
Malvern Link	a
Great Malvern	a
Train continues to		MAN			GLC				

Operator		XC	GW	GW	GW	XC	GW	GW	GW
Notes									
Facilities		■	■			■	■		◇
Westbury	d	0838	.	0910
Bath Spa	⑦ d	0908	.	0936
Oldfield Park	d	0911	.	.
Keynsham	d	0918	.	.
Taunton	d	0811	.	.	.	0850	.	.	.
Weston-super-Mare	d	.	.	.	0840	.	.	0910	.
Bristol Temple Meads	⑩ d	0900	.	0916	0922	0930	0941	0945	0954
Lawrence Hill	d	.	.	0919	.	.	.	0948	.
Stapleton Road	d	.	.	0921	.	.	.	0950	.
Clifton Down	a	.	.	0929
Avonmouth	a	.	.	0940
Severn Beach	a	.	.	0953
Filton Abbey Wood	d	.	.	.	0931	.	0948	0956	1001
Bristol Parkway	⑦ a	0908	.	.	.	0938	0952	1004	.
Bristol Parkway	⑦ d	0910	.	.	.	0940	0952	.	.
Patchway	d	.	.	.	0935
Severn Tunnel Junction	a	.	.	.	0946
Newport	a	.	.	.	0958	.	.	.	1023
Cardiff Central	⑦ a	.	.	.	1018	.	.	.	1040
Yate	d	1002	.	.
Cam & Dursley	d	1015	.	.
Gloucester	⑦ a	.	└	.	.	.	1033	.	.
Gloucester	⑦ d	.	0938
Cheltenham Spa	a	0939	0946	.	.	1009	.	.	.
Ashchurch for Tewkesbury	a	.	0955
Worcester Shrub Hill	⑦ a	.	1014
Worcester Foregate St	⑦ a	.	1018
Malvern Link	a	.	1027
Great Malvern	a	.	1033
Train continues to		MAN				EDB			

SATURDAYS

BRISTOL TO CARDIFF, GLOUCESTER,
CHELTENHAM SPA AND GREAT MALVERN

Operator		XC	GW	GW	XC	GW	GW	GW	GW
Notes									
Facilities		■	□		■	□			□
Westbury	d	0938	.	1010
Bath Spa	⑦ d	1008	.	1036
Oldfield Park	d	1011	.	.
Keynsham	d	1019	.	.
Taunton	d	.	.	0912	0950
Weston-super-Mare	d	.	.	0944	.	.	.	1010	.
Bristol Temple Meads	⑩ d	1000	1003	1023	1030	1034	1041	1045	1055
Lawrence Hill	d	1037	.	1048	.
Stapleton Road	d	.	1007	.	.	1039	.	1050	.
Clifton Down	a	.	1015	.	.	1047	.	.	.
Avonmouth	a	.	1031	.	.	1102	.	.	.
Severn Beach	a
Filton Abbey Wood	d	.	.	1032	.	.	1048	1056	1103
Bristol Parkway	⑦ a	1008	.	.	1038	.	1052	1104	.
Bristol Parkway	⑦ d	1010	.	.	1040	.	1052	.	.
Patchway	d	.	.	1036
Severn Tunnel Junction	a	.	.	1047
Newport	a	.	.	1101	1125
Cardiff Central	⑦ a	.	.	1117	1142
Yate	d	1102	.	.
Cam & Dursley	d	1116	.	.
Gloucester	⑦ a	1132	.	.
Gloucester	⑦ d	1137	.	.
Cheltenham Spa	a	1039	.	.	1109	.	└	.	.
Ashchurch for Tewkesbury	a
Worcester Shrub Hill	⑦ a
Worcester Foregate St	⑦ a
Malvern Link	a
Great Malvern	a
Train continues to		MAN			GLC				

Operator		XC	GW	GW	GW	XC	GW	GW	GW
Notes									
Facilities		■	□			■	□		◇
Westbury	d	1038	.	1110
Bath Spa	⑦ d	1108	.	1136
Oldfield Park	d	1111	.	.
Keynsham	d	1118	.	.
Taunton	d	.	.	.	1011	1050	.	.	.
Weston-super-Mare	d	.	.	.	1043	.	.	1113	.
Bristol Temple Meads	⑩ d	1100	.	1116	1122	1130	1141	1147	1154
Lawrence Hill	d	.	.	1119	.	.	.	1150	.
Stapleton Road	d	.	.	1121	.	.	.	1152	.
Clifton Down	a	.	.	1129
Avonmouth	a	.	.	1140
Severn Beach	a	.	.	1153
Filton Abbey Wood	d	.	.	.	1131	.	1148	1158	1202
Bristol Parkway	⑦ a	1108	.	.	.	1138	1152	1204	.
Bristol Parkway	⑦ d	1110	.	.	.	1140	1152	.	.
Patchway	d	.	.	.	1135
Severn Tunnel Junction	a	.	.	.	1146
Newport	a	.	.	.	1158	.	.	.	1224
Cardiff Central	⑦ a	.	.	.	1217	.	.	.	1243
Yate	d	1202	.	.
Cam & Dursley	d	1216	.	.
Gloucester	⑦ a	.	└	.	.	.	1231	.	.
Gloucester	⑦ d	.	1137
Cheltenham Spa	a	1140	1146	.	.	1209	.	.	.
Ashchurch for Tewkesbury	a	.	1156
Worcester Shrub Hill	⑦ a	.	1213
Worcester Foregate St	⑦ a	.	1218
Malvern Link	a
Great Malvern	a
Train continues to		MAN				ABD			

SATURDAYS

BRISTOL TO CARDIFF, GLOUCESTER,
CHELTENHAM SPA AND GREAT MALVERN

Operator		XC	GW	GW	XC	GW	GW	GW	GW
Notes									
Facilities		■	□		■	□	◇		◇
Westbury	d	1147	.	1210
Bath Spa	⑦ d	1217	.	1236
Oldfield Park	d	1220	.	.
Keynsham	d	1227	.	.
Taunton	d	1117	.	1104dl	1150
Weston-super-Mare	d	.	.	1140	.	.	.	1210	.
Bristol Temple Meads	⑩ d	1200	1203	1221	1230	1236	1241	1245	1253
Lawrence Hill	d	1239	.	1248	.
Stapleton Road	d	.	1207	.	.	1241	.	1250	.
Clifton Down	a	.	1215	.	.	1249	.	.	.
Avonmouth	a	.	1231	.	.	1304	.	.	.
Severn Beach	a
Filton Abbey Wood	d	.	.	1231	.	.	1250	1256	1301
Bristol Parkway	⑦ a	1208	.	.	1238	.	1254	1304	.
Bristol Parkway	⑦ d	1210	.	.	1240	.	1255	.	.
Patchway	d	.	.	1235
Severn Tunnel Junction	a	.	.	1246
Newport	a	.	.	1300	1324
Cardiff Central	⑦ a	.	.	1318	1342
Yate	d	1304	.	.
Cam & Dursley	d	1316	.	.
Gloucester	⑦ a	1332	.	.
Gloucester	⑦ d	1337	.	.
Cheltenham Spa	a	1239	.	.	1310	.	┌	.	.
Ashchurch for Tewkesbury	a
Worcester Shrub Hill	⑦ a
Worcester Foregate St	⑦ a
Malvern Link	a
Great Malvern	a
Train continues to		MAN			GLC				

Operator		XC	GW	GW	GW	XC	GW	GW	GW
Notes									
Facilities		■	□			■	□		◇
Westbury	d	1248	.	1310
Bath Spa	⑦ d	1318	.	1336
Oldfield Park	d	1321	.	.
Keynsham	d	1329	.	.
Taunton	d	.	.	.	1207	1250	.	.	.
Weston-super-Mare	d	.	.	.	1239	.	.	1310	.
Bristol Temple Meads	⑩ d	1300	.	1316	1323	1330	1341	1345	1354
Lawrence Hill	d	.	.	1319	.	.	.	1348	.
Stapleton Road	d	.	.	1321	.	.	.	1351	.
Clifton Down	a	.	.	1329
Avonmouth	a	.	.	1340
Severn Beach	a	.	.	1353
Filton Abbey Wood	d	.	.	.	1330	.	1348	1357	1401
Bristol Parkway	⑦ a	1308	.	.	.	1338	1352	1404	.
Bristol Parkway	⑦ d	1310	.	.	.	1340	1352	.	.
Patchway	d	.	.	.	1335
Severn Tunnel Junction	a	.	.	.	1346
Newport	a	.	.	.	1358	.	.	.	1424
Cardiff Central	⑦ a	.	.	.	1417	.	.	.	1441
Yate	d	1402	.	.
Cam & Dursley	d	1415	.	.
Gloucester	⑦ a	.	┌	.	.	.	1434	.	.
Gloucester	⑦ d	.	1337
Cheltenham Spa	a	1339	1346	.	.	1409	.	.	.
Ashchurch for Tewkesbury	a	.	1355
Worcester Shrub Hill	⑦ a	.	1413
Worcester Foregate St	⑦ a	.	1417
Malvern Link	a	.	1427
Great Malvern	a	.	1432
Train continues to		MAN			DEE				

SATURDAYS

BRISTOL TO CARDIFF, GLOUCESTER,
CHELTENHAM SPA AND GREAT MALVERN

Operator		XC	GW	GW	XC	GW	GW	GW	GW
Notes				F					
Facilities		■	□		■	□			◇
Westbury	d	1338	.	1410
Bath Spa	⑦ d	1408	.	1436
Oldfield Park	d	1411	.	.
Keynsham	d	1418	.	.
Taunton	d	1315	.	1307	dl	1350	.	.	.
Weston-super-Mare	d	.	.	1341	.	.	.	1410	.
Bristol Temple Meads	⑩ d	1400	1403	1421	1430	1434	1441	1445	1454
Lawrence Hill	d	1437	.	1448	.
Stapleton Road	d	.	1407	.	.	1439	.	1450	.
Clifton Down	a	.	1415	.	.	1447	.	.	.
Avonmouth	a	.	1431	.	.	1502	.	.	.
Severn Beach	a
Filton Abbey Wood	d	.	.	1432	.	.	1448	1456	1501
Bristol Parkway	⑦ a	1408	.	.	1439	.	1452	1504	.
Bristol Parkway	⑦ d	1410	.	.	1440	.	1453	.	.
Patchway	d	.	.	1436
Severn Tunnel Junction	a	.	.	1447
Newport	a	.	.	1459	1523
Cardiff Central	⑦ a	.	.	1517	1541
Yate	d	1503	.	.
Cam & Dursley	d	1517	.	.
Gloucester	⑦ a	1533	.	.
Gloucester	⑦ d	1537	.	.
Cheltenham Spa	a	1439	.	.	1509	.	┌	.	.
Ashchurch for Tewkesbury	a
Worcester Shrub Hill	⑦ a
Worcester Foregate St	⑦ a
Malvern Link	a
Great Malvern	a
Train continues to		MAN			GLC				

Operator		XC	GW	GW	GW	XC	GW	GW	GW
Notes									
Facilities		■	□			■	□		◇
Westbury	d	1456	.	1511
Bath Spa	⑦ d	1522	.	1537
Oldfield Park	d
Keynsham	d
Taunton	d	.	.	.	1407	1451	.	.	.
Weston-super-Mare	d	.	.	.	1439	.	.	1510	.
Bristol Temple Meads	⑩ d	1500	.	1516	1521	1530	1541	1545	1555
Lawrence Hill	d	.	.	1519	.	.	.	1548	.
Stapleton Road	d	.	.	1521	.	.	.	1550	.
Clifton Down	a	.	.	1529
Avonmouth	a	.	.	1540
Severn Beach	a	.	.	1553
Filton Abbey Wood	d	.	.	.	1531	.	1548	1556	1602
Bristol Parkway	⑦ a	1508	.	.	.	1538	1552	1604	.
Bristol Parkway	⑦ d	1510	.	.	.	1540	1552	.	.
Patchway	d	.	.	.	1535
Severn Tunnel Junction	a	.	.	.	1546
Newport	a	.	.	.	1558	.	.	.	1624
Cardiff Central	⑦ a	.	.	.	1615	.	.	.	1642
Yate	d	1602	.	.
Cam & Dursley	d	1616	.	.
Gloucester	⑦ a	.	┌	.	.	.	1633	.	.
Gloucester	⑦ d	.	1537
Cheltenham Spa	a	1539	1547	.	.	1609	.	.	.
Ashchurch for Tewkesbury	a	.	1556
Worcester Shrub Hill	⑦ a	.	1614
Worcester Foregate St	⑦ a	.	1617
Malvern Link	a	.	1626
Great Malvern	a	.	1632
Train continues to		MAN			EDB				

SATURDAYS

BRISTOL TO CARDIFF, GLOUCESTER,
CHELTENHAM SPA AND GREAT MALVERN

Operator		XC	GW	GW	XC	GW	GW	GW	GW
Notes									
Facilities		■	□		■	□			◇
Westbury	d	1538	.	1610
Bath Spa	⑦ d	1608	.	1636
Oldfield Park	d	1611	.	.
Keynsham	d	1618	.	.
Taunton	d	1503	.	1507	1550
Weston-super-Mare	d	1529	.	1539	.	.	.	1610	.
Bristol Temple Meads	⑩ d	1600	1603	1621	1630	1634	1641	1645	1654
Lawrence Hill	d	.	1606	.	.	1637	.	1648	.
Stapleton Road	d	.	1608	.	.	1639	.	1650	.
Clifton Down	a	.	1616	.	.	1647	.	.	.
Avonmouth	a	.	1631	.	.	1702	.	.	.
Severn Beach	a
Filton Abbey Wood	d	.	.	1632	.	.	1648	1656	1702
Bristol Parkway	⑦ a	1608	.	.	1638	.	1652	1704	.
Bristol Parkway	⑦ d	1610	.	.	1640	.	1652	.	.
Patchway	d	.	.	1636
Severn Tunnel Junction	a	.	.	1647	1714
Newport	a	.	.	1700	1726
Cardiff Central	⑦ a	.	.	1717	1742
Yate	d	1702	.	.
Cam & Dursley	d	1716	.	.
Gloucester	⑦ a	1733	.	.
Gloucester	⑦ d	1737	.	.
Cheltenham Spa	a	1639	.	.	1710	.	└	.	.
Ashchurch for Tewkesbury	a
Worcester Shrub Hill	⑦ a
Worcester Foregate St	⑦ a
Malvern Link	a
Great Malvern	a
Train continues to		MAN			EDB				

Operator		XC	GW	GW	GW	XC	GW	GW	GW
Notes									
Facilities		■	□			■	□		◇
Westbury	d	1639	.	1710
Bath Spa	⑦ d	1710	.	1736
Oldfield Park	d	1713	.	.
Keynsham	d	1720	.	.
Taunton	d	.	.	.	1607	1651	.	.	.
Weston-super-Mare	d	.	.	.	1639	.	.	1710	.
Bristol Temple Meads	⑩ d	1700	.	1716	1723	1730	1741	1745	1754
Lawrence Hill	d	.	.	1719	.	.	.	1748	.
Stapleton Road	d	.	.	1721	.	.	.	1751	.
Clifton Down	a	.	.	1729
Avonmouth	a	.	.	1740
Severn Beach	a	.	.	1753
Filton Abbey Wood	d	.	.	.	1730	.	1748	1757	1801
Bristol Parkway	⑦ a	1708	.	.	.	1739	1752	1804	.
Bristol Parkway	⑦ d	1710	.	.	.	1740	1752	.	.
Patchway	d	.	.	.	1735
Severn Tunnel Junction	a	.	.	.	1746	.	.	.	1813
Newport	a	.	.	.	1758	.	.	.	1825
Cardiff Central	⑦ a	.	.	.	1815	.	.	.	1843
Yate	d	1802	.	.
Cam & Dursley	d	1815	.	.
Gloucester	⑦ a	.	└	.	.	.	1832	.	.
Gloucester	⑦ d	.	1737
Cheltenham Spa	a	1739	1747	.	.	1811	.	.	.
Ashchurch for Tewkesbury	a	.	1756
Worcester Shrub Hill	⑦ a	.	1816
Worcester Foregate St	⑦ a	.	1822
Malvern Link	a	.	1831
Great Malvern	a	.	1836
Train continues to		MAN				YRK			

SATURDAYS

BRISTOL TO CARDIFF, GLOUCESTER,
CHELTENHAM SPA AND GREAT MALVERN

Operator		XC	GW	GW	XC	GW	GW	GW	XC
Notes									
Facilities		■	□		■	□		□	■
Westbury	d	1748	.	1810	.
Bath Spa	⑦ d	1818	.	1836	.
Oldfield Park	d	1821	.	.	.
Keynsham	d	1828	.	.	.
Taunton	d	1721	.	1706d	1750
Weston-super-Mare	d	.	.	1740	.	.	1810	.	.
Bristol Temple Meads	⑩ d	1800	1803	1823	1830	1841	1845	1854	1900
Lawrence Hill	d	.	1806	.	.	.	1848	.	.
Stapleton Road	d	.	1808	.	.	.	1850	.	.
Clifton Down	a	.	1816
Avonmouth	a	.	1828
Severn Beach	a	.	1840
Filton Abbey Wood	d	.	.	1832	.	1848	1856	1901	.
Bristol Parkway	⑦ a	1808	.	.	1839	1852	1904	.	1908
Bristol Parkway	⑦ d	1810	.	.	1840	1852	.	.	1910
Patchway	d	.	.	1836
Severn Tunnel Junction	a	.	.	1847
Newport	a	.	.	1900	.	.	.	1923	.
Cardiff Central	⑦ a	.	.	1917	.	.	.	1940	.
Yate	d	1902	.	.	.
Cam & Dursley	d	1916	.	.	.
Gloucester	⑦ a	1932	.	.	.
Gloucester	⑦ d	1938	.	.	.
Cheltenham Spa	a	1839	.	.	1910	└	.	.	1939
Ashchurch for Tewkesbury	a
Worcester Shrub Hill	⑦ a
Worcester Foregate St	⑦ a
Malvern Link	a
Great Malvern	a
Train continues to		MAN			LDS				MAN

Operator		GW	GW	GW	XC	GW	GW	GW	XC
Notes									
Facilities					■	□		◇	■
Westbury	d	1846	.	1910	.
Bath Spa	⑦ d	1915	.	1936	.
Oldfield Park	d	1918	.	.	.
Keynsham	d	1926	.	.	.
Taunton	d	.	.	1808	1851
Weston-super-Mare	d	.	.	1840	.	.	1910	.	.
Bristol Temple Meads	⑩ d	.	1903	1919	1930	1941	1945	1954	2000
Lawrence Hill	d	.	1906	.	.	.	1948	.	.
Stapleton Road	d	.	1908	.	.	.	1950	.	.
Clifton Down	a	.	1916
Avonmouth	a	.	1928
Severn Beach	a	.	1940
Filton Abbey Wood	d	.	.	1927	.	1948	1956	2001	.
Bristol Parkway	⑦ a	.	.	.	1939	1952	2004	.	2008
Bristol Parkway	⑦ d	.	.	.	1940	1952	.	.	2010
Patchway	d	.	.	1931
Severn Tunnel Junction	a	.	.	1942
Newport	a	.	.	1955	.	.	.	2023	.
Cardiff Central	⑦ a	.	.	2013	.	.	.	2042	.
Yate	d	2002	.	.	.
Cam & Dursley	d	2016	.	.	.
Gloucester	⑦ a	└	.	.	.	2032	.	.	.
Gloucester	⑦ d	1938	.	.	.	2038	.	.	.
Cheltenham Spa	a	1947	.	.	2011	└	.	.	2039
Ashchurch for Tewkesbury	a	1956
Worcester Shrub Hill	⑦ a	2014
Worcester Foregate St	⑦ a	2022
Malvern Link	a	2031
Great Malvern	a	2035
Train continues to					LDS				BHM

SATURDAYS

BRISTOL TO CARDIFF, GLOUCESTER,
CHELTENHAM SPA AND GREAT MALVERN

Operator		GW	XC	XC	GW	GW	GW	GW	GW
Notes									
Facilities			■	■			◇		
Westbury	d	2010	.	.
Bath Spa	⑦ d	2036	.	.
Oldfield Park	d
Keynsham	d
Taunton	d	.	.	1950	.	.	.	2017	.
Weston-super-Mare	d	2050	.
Bristol Temple Meads	⑩ d	.	2010	2030	2034	2041	2054	2129	2140
Lawrence Hill	d	.	.	.	2037	.	.	.	2143
Stapleton Road	d	.	.	.	2039	.	.	.	2145
Clifton Down	a	.	.	.	2047	.	.	.	2153
Avonmouth	a	.	.	.	2059	.	.	.	2208
Severn Beach	a	.	.	.	2111
Filton Abbey Wood	d	.	2017	.	.	2048	2101	2136	.
Bristol Parkway	⑦ a	.	.	2038	.	2052	.	.	.
Bristol Parkway	⑦ d	.	.	2040	.	2052	.	.	.
Patchway	d	.	2021	2141	.
Severn Tunnel Junction	a	.	2031	2152	.
Newport	a	.	2044	.	.	.	2123	2209	.
Cardiff Central	⑦ a	.	2100	.	.	.	2142	2232	.
Yate	d	2102	.	.	.
Cam & Dursley	d	2116	.	.	.
Gloucester	⑦ a	←	.	.	.	2132	.	.	.
Gloucester	⑦ d	2038	.	.	.	2138	.	.	.
Cheltenham Spa	a	2048	.	2109	.	2148	.	.	.
Ashchurch for Tewkesbury	a	2157	.	.	.
Worcester Shrub Hill	⑦ a	2218	.	.	.
Worcester Foregate St	⑦ a
Malvern Link	a
Great Malvern	a
Train continues to				BHM					

Operator		GW	GW	GW	GW
Notes					
Facilities		◇			◇
Westbury	d	2110	.	.	2212
Bath Spa	⑦ d	2137	.	.	2238
Oldfield Park	d
Keynsham	d
Taunton	d
Weston-super-Mare	d
Bristol Temple Meads	⑩ d	2157	2211	2216	2255
Lawrence Hill	d	.	.	2219	.
Stapleton Road	d	.	.	2221	.
Clifton Down	a	.	.	2229	.
Avonmouth	a	.	.	2240	.
Severn Beach	a	.	.	2253	.
Filton Abbey Wood	d	2204	2219	.	2302
Bristol Parkway	⑦ a	.	2222	.	.
Bristol Parkway	⑦ d	.	2223	.	.
Patchway	d	2209	.	.	2307
Severn Tunnel Junction	a	2219	.	.	2317
Newport	a	2237	.	.	2335
Cardiff Central	⑦ a	2300	.	.	2356
Yate	d	.	2232	.	.
Cam & Dursley	d	.	2246	.	.
Gloucester	⑦ a	.	2303	.	.
Gloucester	⑦ d
Cheltenham Spa	a
Ashchurch for Tewkesbury	a
Worcester Shrub Hill	⑦ a
Worcester Foregate St	⑦ a
Malvern Link	a
Great Malvern	a
Train continues to					

Looking for all trains from Gloucester to Cheltenham Spa and Ashchurch for Tewkesbury?

Please see **page 47**.

SUNDAYS

BRISTOL TO CARDIFF, GLOUCESTER, CHELTENHAM SPA AND GREAT MALVERN

Operator		GW	GW	XC	GW	GW	GW	XC	GW
Notes									
Facilities		◇		■ □				■ □	
Westbury	d	0953
Bath Spa	⑦ d	1022
Oldfield Park	d	1025
Keynsham	d	1032
Taunton	d
Weston-super-Mare	d
Bristol Temple Meads	⑩ d	0848	0858	0915	0920	0948	1023	1030	1048
Lawrence Hill	d	.	0901	.	.	.	1026	.	.
Stapleton Road	d	.	0903	.	.	.	1028	.	.
Clifton Down	a	.	0911	.	.	.	1036	.	.
Avonmouth	a	.	0922	.	.	.	1049	.	.
Severn Beach	a	.	0933
Filton Abbey Wood	d	0855	.	.	0925	0955	.	.	1055
Bristol Parkway	⑦ a	.	.	0923	0929	.	.	1038	.
Bristol Parkway	⑦ d	.	.	0925	0929	.	.	1040	.
Patchway	d	1100
Severn Tunnel Junction	a	0907	.	.	.	1007	.	.	1110
Newport	a	0925	.	.	.	1019	.	.	1121
Cardiff Central	⑦ a	0944	.	.	.	1040	.	.	1143
Yate	d	.	.	.	0940
Cam & Dursley	d	.	.	.	0953
Gloucester	⑦ a	.	.	0952	1010
Gloucester	⑦ d	.	.	1000	1012
Cheltenham Spa	a	.	.	1009	1021	.	.	1109	.
Ashchurch for Tewkesbury	a	.	.	.	1030
Worcester Shrub Hill	⑦ a	.	.	.	1051
Worcester Foregate St	⑦ a
Malvern Link	a
Great Malvern	a
Train continues to				EDB				GLC	

Operator		GW	XC	GW	GW	GW	XC	GW	GW
Notes									
Facilities			■ □	◇			■ □		◇
Westbury	d	.	.	1058
Bath Spa	⑦ d	.	.	1124
Oldfield Park	d	.	.	1127
Keynsham	d	.	.	1135
Taunton	d	1008	1050	.	.	.	1152	.	.
Weston-super-Mare	d	1040
Bristol Temple Meads	⑩ d	1123	1130	1147	1211	1223	1230	.	1248
Lawrence Hill	d	1126	.	.	.	1226	.	.	.
Stapleton Road	d	1128	.	.	.	1228	.	.	.
Clifton Down	a	1136	.	.	.	1236	.	.	.
Avonmouth	a	1147	.	.	.	1249	.	.	.
Severn Beach	a
Filton Abbey Wood	d	.	.	1155	1216	.	.	.	1255
Bristol Parkway	⑦ a	.	1138	.	1220	.	1238	.	.
Bristol Parkway	⑦ d	.	1140	.	1222	.	1240	.	.
Patchway	d
Severn Tunnel Junction	a	.	.	1208	1307
Newport	a	.	.	1221	1319
Cardiff Central	⑦ a	.	.	1241	1340
Yate	d	.	.	.	1232
Cam & Dursley	d	.	.	.	1246
Gloucester	⑦ a	.	.	.	1303	.	.	1305	.
Gloucester	⑦ d	.	.	.	1305	.	.	1305	.
Cheltenham Spa	a	.	1209	.	1305	.	1309	1316	.
Ashchurch for Tewkesbury	a	1325	.
Worcester Shrub Hill	⑦ a	1344	.
Worcester Foregate St	⑦ a
Malvern Link	a
Great Malvern	a
Train continues to			ABD				GLC		

SUNDAYS

BRISTOL TO CARDIFF, GLOUCESTER, CHELTENHAM SPA AND GREAT MALVERN

Operator		XC	GW	XC	GW	XC	GW	GW	XC
Notes									
Facilities		■	◇	■	◇	■	◇		■
Westbury	d	•	•	•	1256	•	•	•	•
Bath Spa	⑦ d	•	•	•	1323	•	•	•	•
Oldfield Park	d	•	•	•	1326	•	•	•	•
Keynsham	d	•	•	•	1333	•	•	•	•
Taunton	d	1200	•	1250	•	1323	•	•	1350
Weston-super-Mare	d	1221	•	•	•	•	•	•	•
Bristol Temple Meads	⑩ d	1300	1323	1330	1348	1400	1416	1423	1430
Lawrence Hill	d	•	1326	•	•	•	•	1426	•
Stapleton Road	d	•	1328	•	•	•	•	1428	•
Clifton Down	a	•	1336	•	•	•	•	1436	•
Avonmouth	a	•	1349	•	•	•	•	1449	•
Severn Beach	a	•	•	•	•	•	•	•	•
Filton Abbey Wood	d	•	•	•	1355	•	1423	•	•
Bristol Parkway	⑦ a	1308	•	1338	•	1408	•	•	1438
Bristol Parkway	⑦ d	1310	•	1340	•	1410	•	•	1440
Patchway	d	•	•	•	•	•	•	•	•
Severn Tunnel Junction	a	•	•	•	1407	•	1435	•	•
Newport	a	•	•	•	1419	•	1447	•	•
Cardiff Central	⑦ a	•	•	•	1441	•	1508	•	•
Yate	d	•	•	•	•	•	•	•	•
Cam & Dursley	d	•	•	•	•	•	•	•	•
Gloucester	⑦ a	•	•	•	•	•	•	•	•
Gloucester	⑦ d	•	•	•	•	•	•	•	•
Cheltenham Spa	a	1339	•	1409	•	1439	•	•	1509
Ashchurch for Tewkesbury	a	•	•	•	•	•	•	•	•
Worcester Shrub Hill	⑦ a	•	•	•	•	•	•	•	•
Worcester Foregate St	⑦ a	•	•	•	•	•	•	•	•
Malvern Link	a	•	•	•	•	•	•	•	•
Great Malvern	a	•	•	•	•	•	•	•	•
Train continues to		MAN		EDB		MAN			GLC

Operator		GW	GW	XC	GW	GW	XC	GW	XC
Notes									
Facilities			◇	■			■	◇	■
Westbury	d	•	1356	•	•	•	•	1500	•
Bath Spa	⑦ d	•	1425	•	•	•	•	1525	•
Oldfield Park	d	•	1428	•	•	•	•	•	•
Keynsham	d	•	1436	•	•	•	•	•	•
Taunton	d	•	•	•	•	•	1451	•	•
Weston-super-Mare	d	•	•	•	•	•	•	•	•
Bristol Temple Meads	⑩ d	1441	1448	1500	•	1523	1530	1548	1600
Lawrence Hill	d	•	•	•	•	1526	•	•	•
Stapleton Road	d	•	•	•	•	1528	•	•	•
Clifton Down	a	•	•	•	•	1536	•	•	•
Avonmouth	a	•	•	•	•	1549	•	•	•
Severn Beach	a	•	•	•	•	•	•	•	•
Filton Abbey Wood	d	1446	1455	•	•	•	•	1555	•
Bristol Parkway	⑦ a	1450	•	1508	•	•	1539	•	1608
Bristol Parkway	⑦ d	1451	•	1510	•	•	1540	•	1610
Patchway	d	•	•	•	•	•	•	•	•
Severn Tunnel Junction	a	•	1508	•	•	•	•	1608	•
Newport	a	•	1520	•	•	•	•	1619	•
Cardiff Central	⑦ a	•	1540	•	•	•	•	1641	•
Yate	d	1502	•	•	•	•	•	•	•
Cam & Dursley	d	1516	•	•	•	•	•	•	•
Gloucester	⑦ a	1532	•	•	•	•	•	•	•
Gloucester	⑦ d	1534	•	•	1534	•	•	•	•
Cheltenham Spa	a	↳	•	1537	1544	•	1610	•	1639
Ashchurch for Tewkesbury	a	•	•	•	1554	•	•	•	•
Worcester Shrub Hill	⑦ a	•	•	•	1611	•	•	•	•
Worcester Foregate St	⑦ a	•	•	•	•	•	•	•	•
Malvern Link	a	•	•	•	•	•	•	•	•
Great Malvern	a	•	•	•	•	•	•	•	•
Train continues to				MAN			EDB		MAN

SUNDAYS

BRISTOL TO CARDIFF, GLOUCESTER, CHELTENHAM SPA AND GREAT MALVERN

Operator		GW	GW	XC	GW	GW	GW	XC	GW
Notes									
Facilities		◇		■ □		◇		■ □	
Westbury	d	1604	.	.	.
Bath Spa	⑦ d	1629	.	.	.
Oldfield Park	d
Keynsham	d
Taunton	d	.	.	1551	.	.	.	1559	.
Weston-super-Mare	d	1610	1629	.
Bristol Temple Meads	⑩ d	1612	1623	1630	1641	1648	1653	1700	.
Lawrence Hill	d	.	1626	.	.	.	1656	.	.
Stapleton Road	d	.	1628	.	.	.	1658	.	.
Clifton Down	a	.	1636	.	.	.	1706	.	.
Avonmouth	a	.	1647	.	.	.	1717	.	.
Severn Beach	a	1728	.	.
Filton Abbey Wood	d	1619	.	.	1646	1655	.	.	.
Bristol Parkway	⑦ a	.	.	1639	1650	.	.	1708	.
Bristol Parkway	⑦ d	.	.	1640	1651	.	.	1710	.
Patchway	d	1700	.	.	.
Severn Tunnel Junction	a	1632	.	.	.	1710	.	.	.
Newport	a	1644	.	.	.	1722	.	.	.
Cardiff Central	⑦ a	1705	.	.	.	1744	.	.	.
Yate	d	.	.	.	1702
Cam & Dursley	d	.	.	.	1716
Gloucester	⑦ a	.	.	.	1732	.	.	.	↔
Gloucester	⑦ d	.	.	.	1735	.	.	.	1735
Cheltenham Spa	a	.	.	1709	↔	.	.	1739	1745
Ashchurch for Tewkesbury	a	1755
Worcester Shrub Hill	⑦ a	1815
Worcester Foregate St	⑦ a
Malvern Link	a
Great Malvern	a
Train continues to				EDB				MAN	

Operator		XC	GW	GW	XC	XC	GW	GW	XC
Notes									
Facilities		■ □	□		■ □	■ □		◇	■ □
Westbury	d	.	1700	1800	.
Bath Spa	⑦ d	.	1725	1830	.
Oldfield Park	d	.	1728
Keynsham	d	.	1736
Taunton	d	1651	.	.	.	1753	.	.	.
Weston-super-Mare	d
Bristol Temple Meads	⑩ d	1730	1748	1753	1800	1830	1837	1848	1900
Lawrence Hill	d	.	.	1756
Stapleton Road	d	.	.	1758
Clifton Down	a	.	.	1806
Avonmouth	a	.	.	1817
Severn Beach	a
Filton Abbey Wood	d	.	1755	.	.	.	1842	1855	.
Bristol Parkway	⑦ a	1739	.	.	1808	1838	1846	.	1908
Bristol Parkway	⑦ d	1740	.	.	1810	1840	1846	.	1910
Patchway	d
Severn Tunnel Junction	a	.	1808	1908	.
Newport	a	.	1820	1920	.
Cardiff Central	⑦ a	.	1841	1941	.
Yate	d	1858	.	.
Cam & Dursley	d	1912	.	.
Gloucester	⑦ a	1930	.	.
Gloucester	⑦ d	1937	.	.
Cheltenham Spa	a	1809	.	.	1839	1909	↔	.	1940
Ashchurch for Tewkesbury	a
Worcester Shrub Hill	⑦ a
Worcester Foregate St	⑦ a
Malvern Link	a
Great Malvern	a
Train continues to		YRK			MAN		LDS		MAN

SUNDAYS
**BRISTOL TO CARDIFF, GLOUCESTER,
CHELTENHAM SPA AND GREAT MALVERN**

Operator Notes Facilities		GW	XC	GW	XC	XC	GW A	GW	GW
			■ □	◇	■	■			◇
Westbury	d	•	•	1901	•	•	1941	•	2000
Bath Spa	⑦ d	•	•	1925	•	•	•	•	2025
Oldfield Park	d	•	•	•	•	•	•	•	•
Keynsham	d	•	•	•	•	•	•	•	•
Taunton	d	•	1850	•	1924	1952	•	•	•
Weston-super-Mare	d	•	•	•	•	•	•	•	•
Bristol Temple Meads	⑩ d	•	1930	1948	2000	2030	•	2041	2048
Lawrence Hill	d	•	•	•	•	•	•	•	•
Stapleton Road	d	•	•	•	•	•	•	•	•
Clifton Down	a	•	•	•	•	•	•	•	•
Avonmouth	a	•	•	•	•	•	•	•	•
Severn Beach	a	•	•	•	•	•	•	•	•
Filton Abbey Wood	d	•	•	1955	•	•	•	2046	2055
Bristol Parkway	⑦ a	•	1938	•	2008	2039	•	2050	•
Bristol Parkway	⑦ d	•	1940	•	2009	2040	•	2050	•
Patchway	d	•	•	2000	•	•	•	•	•
Severn Tunnel Junction	a	•	•	2011	•	•	•	•	2108
Newport	a	•	•	2023	•	•	•	•	2120
Cardiff Central	⑦ a	•	•	2043	•	•	•	•	2138
Yate	d	•	•	•	•	•	•	2102	•
Cam & Dursley	d	•	•	•	•	•	•	2116	•
Gloucester	⑦ a	←	•	•	•	•	2123	2132	•
Gloucester	⑦ d	1937	•	•	•	•	2126	2136	•
Cheltenham Spa	a	1946	2009	•	2039	2109	2135	2145	•
Ashchurch for Tewkesbury	a	1956	•	•	•	•	•	•	•
Worcester Shrub Hill	⑦ a	2022	•	•	•	•	•	•	•
Worcester Foregate St	⑦ a	•	•	•	•	•	•	•	•
Malvern Link	a	•	•	•	•	•	•	•	•
Great Malvern	a	•	•	•	•	•	•	•	•
Train continues to			LDS		BHM	LDS			




Operator Notes Facilities		GW	XC	GW	GW
		◇	■		◇
Westbury	d	2100	•	•	2200
Bath Spa	⑦ d	2125	•	•	2225
Oldfield Park	d	•	•	•	•
Keynsham	d	•	•	•	•
Taunton	d	•	•	•	•
Weston-super-Mare	d	•	•	•	•
Bristol Temple Meads	⑩ d	2146	2210	2230	2248
Lawrence Hill	d	•	•	•	•
Stapleton Road	d	•	•	•	•
Clifton Down	a	•	•	•	•
Avonmouth	a	•	•	•	•
Severn Beach	a	•	•	•	•
Filton Abbey Wood	d	2153	•	2235	2255
Bristol Parkway	⑦ a	•	2219	2239	•
Bristol Parkway	⑦ d	•	2220	2239	•
Patchway	d	2158	•	•	•
Severn Tunnel Junction	a	2209	•	•	2308
Newport	a	2221	•	•	2320
Cardiff Central	⑦ a	2245	•	•	2341
Yate	d	•	•	2250	•
Cam & Dursley	d	•	•	2303	•
Gloucester	⑦ a	•	•	2321	•
Gloucester	⑦ d	•	•	•	•
Cheltenham Spa	a	•	2248	•	•
Ashchurch for Tewkesbury	a	•	•	•	•
Worcester Shrub Hill	⑦ a	•	•	•	•
Worcester Foregate St	⑦ a	•	•	•	•
Malvern Link	a	•	•	•	•
Great Malvern	a	•	•	•	•
Train continues to			BHM		




Looking for all trains
from Gloucester to
Cheltenham Spa
and Ashchurch for
Tewkesbury?




Please see **page 48**.




MONDAYS TO FRIDAYS




ASHCHURCH FOR TEWKESBURY AND
CHELTENHAM SPA TO GLOUCESTER




Operator Notes	AW	GW	XC	GW	GW	XC	GW	GW
Ashchurch for Tewkesbury d	.	0544	.	.	.	0627	0705	.
Cheltenham Spa  a	.	0552	.	.	.	0636	0715	.
Cheltenham Spa  d	0537	0554	0602	0624	0630	0643	0716	0731
Gloucester  ⑦ a	0548	0603	0612	0634	0639	0653	0726	0740




Operator Notes	AW	XC	GW	AW	XC	GW	GW	XC
Ashchurch for Tewkesbury d	0924	.
Cheltenham Spa  a	0933	.
Cheltenham Spa  d	0746	0811	0831	0846	0910	0918	0933	1010
Gloucester  ⑦ a	0757	0820	0840	0858	0920	0928	0942	1020




Operator Notes	GW	AW	XC	GW	GW	AW	XC	GW
Ashchurch for Tewkesbury d	1124	.	.	.
Cheltenham Spa  a	1132	.	.	.
Cheltenham Spa  d	1036	1045	1110	1120	1133	1146	1210	1236
Gloucester  ⑦ a	1045	1057	1120	1130	1142	1157	1220	1245

Operator Notes	XC	GW	GW	AW	XC	GW	XC	GW
Ashchurch for Tewkesbury d	.	.	1324
Cheltenham Spa  a	.	.	1332
Cheltenham Spa  d	1310	1320	1333	1345	1410	1436	1510	1520
Gloucester  ⑦ a	1320	1330	1344	1357	1423	1445	1520	1530

Operator Notes	GW	XC	GW	AW	XC	GW	GW	AW
Ashchurch for Tewkesbury d	1524	.	.	.	1705	1724	.	.
Cheltenham Spa  a	1533	.	.	.	1713	1732	.	.
Cheltenham Spa  d	1533	1610	1620	1645	1714	1733	1741	1745
Gloucester  ⑦ a	1544	1620	1630	1656	1723	1742	1751	1757




Operator Notes	XC	GW	AW	XC	XC	GW	AW	GW
Ashchurch for Tewkesbury d	1808	1924	.	.
Cheltenham Spa  a	1816	1933	.	.
Cheltenham Spa  d	1817	1834	1845	1852	1913	1934	1945	2001
Gloucester  ⑦ a	1828	1843	1858	1901	1923	1943	1956	2011




Operator Notes	XC	GW	XC	GW	XC	GW	GW	AW
Ashchurch for Tewkesbury d	2208	.
Cheltenham Spa  a	2218	.
Cheltenham Spa  d	2011	2102	2110	2120	2152	2201	2218	2300
Gloucester  ⑦ a	2020	2111	2118	2129	2202	2211	2228	2311




Operator Notes	GW	WM
Ashchurch for Tewkesbury d	2251	2359
Cheltenham Spa  a	2304	0008
Cheltenham Spa  d	2305	0008
Gloucester  ⑦ a	2317	0019




SATURDAYS




**ASHCHURCH FOR TEWKESBURY AND
CHELTENHAM SPA TO GLOUCESTER**




Operator Notes	WM	GW	XC ■	XC ■	GW	GW	GW ■	AW
Ashchurch for Tewkesbury d	2359p	.	.	0633	.	0705	.	.
Cheltenham Spa  a	0008	.	.	0642	.	0715	.	.
Cheltenham Spa  d	0008	0530	0603	0642	0648	0716	0731	0745
Gloucester  ⑦ a	0019	0541	0612	0652	0658	0725	0740	0757




Operator Notes	XC ■	AW	GW ■	XC ■	GW	GW	XC ■	AW
Ashchurch for Tewkesbury d	0927	.	.	.
Cheltenham Spa  a	0936	.	.	.
Cheltenham Spa  d	0810	0845	0900	0910	0936	1001	1010	1045
Gloucester  ⑦ a	0820	0857	0909	0920	0946	1012	1020	1056

Operator Notes	GW ■	XC ■	GW	AW	GW	XC ■	GW ■	XC ■
Ashchurch for Tewkesbury d	.	.	1129
Cheltenham Spa  a	.	.	1137
Cheltenham Spa  d	1100	1110	1138	1146	1201	1210	1300	1310
Gloucester  ⑦ a	1109	1120	1147	1156	1212	1220	1310	1320




Operator Notes	GW	AW	GW	XC ■	GW ■	XC ■	GW	GW
Ashchurch for Tewkesbury d	1311	1524	.
Cheltenham Spa  a	1319	1533	.
Cheltenham Spa  d	1320	1345	1401	1410	1500	1510	1534	1601
Gloucester  ⑦ a	1335	1357	1412	1420	1509	1520	1543	1612




Operator Notes	XC ■	AW	GW ■	XC ■	GW	AW	GW	XC ■
Ashchurch for Tewkesbury d	1724	.	.	1807
Cheltenham Spa  a	1733	.	.	1816
Cheltenham Spa  d	1610	1645	1700	1710	1734	1745	1801	1816
Gloucester  ⑦ a	1620	1656	1710	1720	1744	1756	1812	1825




Operator Notes	AW	GW ■	XC ■	GW	AW	GW	XC ■	GW
Ashchurch for Tewkesbury d	.	.	.	1924
Cheltenham Spa  a	.	.	.	1933
Cheltenham Spa  d	1845	1900	1910	1934	1945	2002	2010	2102
Gloucester  ⑦ a	1856	1910	1920	1944	1956	2012	2020	2111




Operator Notes	XC ■	GW	XC ■	GW	GW
Ashchurch for Tewkesbury d	.	.	.	2151	2241
Cheltenham Spa  a	.	.	.	2200	2251
Cheltenham Spa  d	2110	2120	2151	2202	2251
Gloucester  ⑦ a	2120	2130	2200	2212	2301

SUNDAYS
**ASHCHURCH FOR TEWKESBURY AND
CHELTENHAM SPA TO GLOUCESTER**

Operator Notes	GW	GW	XC ■	GW ■	XC ■	GW	AW	GW
Ashchurch for Tewkesbury d	1154	.	.
Cheltenham Spa  a	1204	.	.
Cheltenham Spa  d	0924	1004	1052	1118	1152	1204	1221	1232
Gloucester  ⑦ a	0935	1014	1102	1127	1202	1215	1231	1242

Operator Notes	XC ■	GW ■	XC ■	AW	GW	XC ■	GW ■	XC ■
Ashchurch for Tewkesbury d	1451	.	.	.
Cheltenham Spa  a	1501	.	.	.
Cheltenham Spa  d	1310	1346	1410	1419	1501	1510	1546	1610
Gloucester  ⑦ a	1320	1358	1420	1432	1512	1520	1557	1620

Operator Notes	AW	GW	GW	XC ■	GW ■	XC ■	AW	GW
Ashchurch for Tewkesbury d	.	.	1656	1856
Cheltenham Spa  a	.	.	1704	1904
Cheltenham Spa  d	1619	1632	1706	1711	1746	1810	1835	1906
Gloucester  ⑦ a	1633	1643	1716	1720	1755	1820	1846	1916

Operator Notes	XC ■	GW ■	XC ■	AW	GW	GW	XC ■	GW
Ashchurch for Tewkesbury d	2054	.	.	.
Cheltenham Spa  a	2102	.	.	.
Cheltenham Spa  d	1912	1946	2010	2019	2103	2147	2152	2201
Gloucester  ⑦ a	1926	1955	2019	2030	2113	2156	2202	2211

MONDAYS TO FRIDAYS

GLOUCESTER TO CHELTENHAM SPA
AND ASHCURCH FOR TEWKESBURY

Operator Notes	GW MX	GW	XC ■	GW	AW	GW ■	XC ■	AW
Gloucester ⑦ d	0030	0600	0710	0714	0722	0737	0746	0821
Cheltenham Spa a	0040	0611	0719	0724	0734	0747	0756	0834
Cheltenham Spa d	.	0611	0721	0725	.	.	0757	.
Ashchurch for Tewkesbury a	.	0619	0728	0733	.	.	0804	.

Operator Notes	XC ■	GW	GW	GW ■	XC ■	AW	GW	XC ■
Gloucester ⑦ d	0849	0852	0938	0943	0950	1021	1033	1050
Cheltenham Spa a	0858	0905	0946	0952	1000	1031	1046	1100
Cheltenham Spa d	.	.	0948
Ashchurch for Tewkesbury a	.	.	0955

Operator Notes	AW	GW	GW ■	XC ■	GW	XC ■	AW	GW
Gloucester ⑦ d	1121	1137	1143	1150	1233	1248	1322	1337
Cheltenham Spa a	1132	1146	1152	1200	1246	1258	1333	1345
Cheltenham Spa d	.	1148	.	.	.	1258	.	1348
Ashchurch for Tewkesbury a	.	1156	.	.	.	1306	.	1355

Operator Notes	GW ■	XC ■	GW	XC ■	GW	GW ■	XC ■	AW
Gloucester ⑦ d	1341	1350	1433	1450	1537	1541	1550	1622
Cheltenham Spa a	1352	1400	1445	1500	1546	1552	1600	1631
Cheltenham Spa d	1548	.	.	.
Ashchurch for Tewkesbury a	1556	.	.	.

Operator Notes	GW	XC ■	AW	GW	GW ■	XC ■	AW	XC ■
Gloucester ⑦ d	1635	1650	1723	1737	1743	1750	1821	1846
Cheltenham Spa a	1645	1700	1732	1746	1752	1800	1830	1856
Cheltenham Spa d	.	.	.	1748	.	.	.	1857
Ashchurch for Tewkesbury a	.	.	.	1756	.	.	.	1904

Operator Notes	GW	AW	GW	GW CS ■	XC ■	GW ■	GW	XC ■
Gloucester ⑦ d	1854	1921	1934	1939	1945	2033	2038	2046
Cheltenham Spa a	1903	1931	1944	1949	1955	2043	2048	2054
Cheltenham Spa d	.	.	1945
Ashchurch for Tewkesbury a	.	.	1953

Operator Notes	XC ■	GW	GW	GW ■	XC ■	AW	XC ■	GW
Gloucester ⑦ d	2059	2123	2133	2151	2204	2223	2247	2251
Cheltenham Spa a	2109	2133	2144	2200	2214	2234	2256	2302
Cheltenham Spa d	.	.	2145	.	2215	.	.	.
Ashchurch for Tewkesbury a	.	.	2153	.	2222	.	.	.

Operator Notes	GW
Gloucester ⑦ d	0033
Cheltenham Spa a	0043
Cheltenham Spa d	.
Ashchurch for Tewkesbury a	.

SATURDAYS
**GLOUCESTER TO CHELTENHAM SPA
AND ASHCURCH FOR TEWKESBURY**

Operator Notes	GW	GW	XC ■	XC ■	GW	AW	XC ■	GW
Gloucester ⑦ d	0033	0600	0700	0707	0715	0721	0746	0809
Cheltenham Spa a	0043	0610	0709	0716	0724	0734	0755	0820
Cheltenham Spa d	.	0611	.	0718	0725	.	0757	.
Ashchurch for Tewkesbury a	.	0619	.	0725	0733	.	0803	.

Operator Notes	AW	XC ■	GW	XC ■	GW ■	AW	XC ■	GW
Gloucester ⑦ d	0822	0850	0938	0950	1013	1021	1050	1108
Cheltenham Spa a	0835	0900	0946	1000	1022	1032	1100	1120
Cheltenham Spa d	.	.	0948
Ashchurch for Tewkesbury a	.	.	0955

Operator Notes	AW	GW	XC ■	GW ■	XC ■	GW	AW	GW
Gloucester ⑦ d	1122	1137	1150	1213	1248	1308	1322	1337
Cheltenham Spa a	1132	1146	1200	1222	1258	1320	1332	1346
Cheltenham Spa d	.	1148	.	.	1259	.	.	1348
Ashchurch for Tewkesbury a	.	1156	.	.	1306	.	.	1355

Operator Notes	XC ■	GW ■	XC ■	GW	GW	XC ■	GW ■	AW
Gloucester ⑦ d	1350	1413	1450	1508	1537	1550	1613	1621
Cheltenham Spa a	1400	1422	1500	1520	1547	1600	1622	1632
Cheltenham Spa d	1548	.	.	.
Ashchurch for Tewkesbury a	1556	.	.	.

Operator Notes	XC ■	GW	AW	GW	XC ■	GW ■	AW	XC ■
Gloucester ⑦ d	1650	1708	1723	1737	1750	1813	1824	1846
Cheltenham Spa a	1700	1720	1733	1747	1800	1822	1833	1856
Cheltenham Spa d	.	.	.	1748	.	.	.	1857
Ashchurch for Tewkesbury a	.	.	.	1756	.	.	.	1904

Operator Notes	GW	AW	GW	XC ■	GW ■	GW	GW	XC ■
Gloucester ⑦ d	1908	1921	1938	1946	2013	2038	2052	2107
Cheltenham Spa a	1920	1931	1947	1956	2022	2048	2104	2116
Cheltenham Spa d	.	.	1948	2118
Ashchurch for Tewkesbury a	.	.	1956	2125

Operator Notes	GW	XC ■	GW ■
Gloucester ⑦ d	2138	2149	2213
Cheltenham Spa a	2148	2158	2222
Cheltenham Spa d	2149	.	.
Ashchurch for Tewkesbury a	2157	.	.

SUNDAYS
**GLOUCESTER TO CHELTENHAM SPA
AND ASHCURCH FOR TEWKESBURY**

Operator Notes	XC ■	GW	GW ■	GW	AW	XC ■	GW ■	XC ■
Gloucester ⑦ d	1000	1012	1034	1138	1142	1150	1234	1248
Cheltenham Spa a	1009	1021	1044	1147	1155	1200	1244	1256
Cheltenham Spa d	.	1022
Ashchurch for Tewkesbury a	.	1030

Operator Notes	GW	AW	XC ■	GW ■	XC ■	GW	GW	AW
Gloucester ⑦ d	1305	1340	1348	1434	1448	1523	1534	1540
Cheltenham Spa a	1316	1352	1357	1445	1456	1533	1544	1550
Cheltenham Spa d	1317	1545	.
Ashchurch for Tewkesbury a	1325	1554	.

Operator Notes	XC ■	GW ■	XC	GW	AW	XC ■	GW ■	XC ■
Gloucester ⑦ d	1548	1634	1648	1735	1740	1748	1834	1848
Cheltenham Spa a	1556	1645	1656	1745	1750	1756	1845	1856
Cheltenham Spa d	.	.	.	1746
Ashchurch for Tewkesbury a	.	.	.	1755

Operator Notes	GW	AW	XC ■	GW ■	XC ■	GW	GW	XC ■
Gloucester ⑦ d	1937	1942	1950	2034	2049	2126	2136	2148
Cheltenham Spa a	1946	1955	1959	2045	2058	2135	2145	2157
Cheltenham Spa d	1947
Ashchurch for Tewkesbury a	1956

Operator Notes	GW ■	GW
Gloucester ⑦ d	2229	2356
Cheltenham Spa a	2240	0007
Cheltenham Spa d	.	.
Ashchurch for Tewkesbury a	.	.

Notes and symbols

- Bold** Through service
Light Connecting service
Green Runs on certain days only. Please check note at top of column
GW Operated by Great Western Railway
WM Operated by West Midlands Trains
XC Operated by CrossCountry
■ Bike reservations are compulsory. First Class accommodation, seat reservations, Wi-Fi and power points are available
◇ Seat reservations are available
▣ Seat reservations are recommended
⑦ Minimum time, in minutes, you need to allow between connecting services (this is only shown at stations where this differs from the standard 5 minute allowance)
⊕ Interchange with London Underground
🚌 Plusbus available
⚓ Ferry service interchange
🍷 On-train refreshments are available for all or part of the journey
↳ Continued in a later column
└─ Continued from an earlier column
a Arrival time
c Stops at Bristol Parkway after Bristol Temple Meads
d Departure time
e Arrival time. Stops at Bristol Temple Meads before Filton Abbey Wood
f Arrives Newport 0558 and Cardiff Central 0616 on Mondays
g Stops at Filton Abbey Wood before Bristol Temple Meads
h Arrives Newport 2229 and Cardiff Central 2244 on Fridays
k Arrives Newport 2328 and Cardiff Central 2343 on Fridays
p Previous night
q Until 16 March, change at Bristol Temple Meads
s Stops to set down only
ae Passengers may arrive earlier by changing trains at Bristol Temple Meads
dl Passengers may depart later by changing trains at Bristol Temple Meads
A Runs via Swindon
B Also calls Pilning 0834
C Also calls Pilning 1534
E Passengers travelling to Pilning may change at Severn Tunnel Junction for a connecting service, arriving Pilning 0834
F Passengers travelling to Pilning may change at Severn Tunnel Junction for a connecting service, arriving Pilning 1534
FO Operates Fridays only
FX Operates Mondays to Thursdays only
MX Operates Tuesdays to Fridays only
ABD To Aberdeen
BHM To Birmingham New Street
BTN To Brighton
CDF To Cardiff Central
DEE To Dundee
EDB To Edinburgh
EXD To Exeter St Davids
FRO To Frome
GLC To Glasgow Central
LDS To Leeds
MAN To Manchester Piccadilly
PAD To London Paddington
PGN To Paignton
PLY To Plymouth
PMH To Portsmouth Harbour
PNZ To Penzance
SOU To Southampton Central
SWA To Swansea
SWI To Swindon
WEY To Weymouth
WMN To Warminster
YRK To York

Great Western Railway named trains

CS The Cheltenham Spa Express

Further information



GWR.com/contact



GWRfeedback@GWR.com



Follow us: **@GWRHelp**



Like us: **facebook.com/GWRUK**



03457 000 125* (open 0600-2300 daily)



Download our app to purchase tickets and check train times. Search **GWR** in your App store



Earn Nectar points

Buy your train tickets online at **GWR.com**



Don't miss out on our latest offers, special deals and news. Register at **GWR.com/enews**



Great Western Railway Customer Panel

We have a Customer Panel to give us feedback on our services and to contribute good ideas.

If you would like to join the Panel, please sign up at **GWR.com**



National Rail

For information about train times and fares visit **nationalrail.co.uk** or call **03457 48 49 50*** (24 hours, call may be recorded). You can also download a copy of the National Rail Conditions of Travel from this website



Transport Focus is the independent passenger watchdog for the UK's public transport users.

Visit **transportfocus.org.uk** or call **0300 123 2350***

* Standard network charges apply.
Calls from mobiles may be higher