

train times

9 December 2018 to 18 May 2019

Including services via Stourbridge Junction and Kidderminster

Check times & fares

National Rail Enquiries

03457 48 49 50

nationalrail.co.uk

Buy online

westmidlandsrailway.co.uk

buy any UK rail ticket – no booking fees

Contact us

0333 311 0039

(standard call rates)

westmidlandsrailway.co.uk/contact-us

Follow us on Twitter

@WestMidRailway

Like us on Facebook

facebook.com/westmidlandsrailway

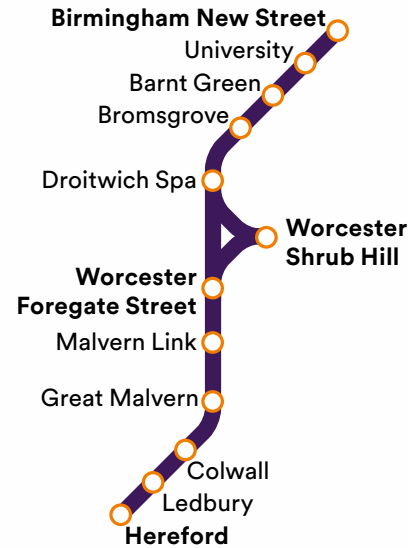
Assisted travel

0800 024 8998

(calls are free from UK mobiles and landlines)

for help getting on or off the train

Information correct at time of going to press
(October 2018)



Operated by West Midlands Trains



General information

Online Journey Planners

Sometimes paper timetables may not show you the best route for your journey, especially if you are changing trains. Changes to our planned timetable can also occur at short notice, so we recommend that you plan your journey online at nationalrail.co.uk. Sign up to receive personalised journey alerts, visit westmidlandsrailway.co.uk/alerts

Bring your bike

Bikes (except tandems) are welcome on board our trains in the Midlands, but space can be very limited during peak hours. Please ensure that your bike does not obstruct doorways or pose a risk to other passengers. For more information please go to westmidlandsrailway.co.uk/cycles

Getting assistance at the station

Call us on 0800 024 8998 (calls are free from UK mobiles and landlines) if you need some help getting on or off our trains and we'll make the arrangements. Please give at least 24 hours notice if possible.

Onward travel

You can find details of all local train, bus and Metro services within the West Midlands – including times and fares – at networkwestmidlands.com

West Midlands Railway Customer Relations

You can get in touch with our customer relations team between 0700–1900 on weekdays, and 0800–1600 at weekends.

web: westmidlandsrailway.co.uk/contact-us
tel: 0333 311 0039
(standard call rates)
post: Freepost West Midlands Rail Customer Relations

Transport for West Midlands

As the local co-ordinating body for public transport, Transport for West Midlands welcomes suggestions relating to bus, rail and metro services in the Network West Midlands area.

web: tfwm.org.uk
email: customerservices@tfwm.org.uk
twitter: @TransportforWM
tel: 0345 303 6760
post: 16 Summer Lane
Birmingham, B19 3SD

Transport Focus

web: transportfocus.org.uk
email: advice@transportfocus.org.uk
twitter: @transportfocus
tel: 0300 123 2350
post: Freepost (RTEH-XAGE-BYKZ),
Transport Focus, PO Box 5594,
Southend-on-Sea, SS19PZ

Rail User Groups

If you'd like to be more involved with the development of rail services, why not join your local rail user group.

Bromsgrove Rail User Group
contact: Mike Ponsoby, Chairman
web: bromsgroverail.org.uk
email: memsec@bromsgroverail.org.uk

Stourbridge Line User Group
contact: Don Barton, Chairman
web: stourbridgelineusergroup.info
email: contactus@stourbridgelineusergroup.info

Cotswold Line Promotion Group
contact: John Davidson, Membership Secretary
web: clpg.org.uk
post: Oathill Farm, Enstone
Chipping Norton, Oxon, OX7 4ED

Notes & symbols

PLUSBUS through ticketing available connection with West Midlands Metro station for Queen Elizabeth Medical Centre and the University of Birmingham

All services operated by West Midlands Railway unless otherwise shown.

GW operated by Great Western Railway

a arrival time
d departure time

A on Fridays only this service is extended to Gloucester. Worcester Shrub Hill departs 2346, Ashchurch for Tewkesbury arrives 2359, Cheltenham Spa arrives 0008 and terminates at Gloucester 0019

Improvement works

From time to time it is essential to undertake improvement works. Everyone's journey is different – please check before you travel, especially if you are travelling late at night or at the weekend. The latest updated information is available at nationalrail.co.uk

Off-Peak travel

Certain Off-Peak tickets are not valid on trains leaving Birmingham New Street/ Moor Street/Snow Hill, Five Ways and Jewellery Quarter between 1635–1800 Mondays to Fridays. Please check before you travel.



Like most rail companies we operate a penalty fares system on our services, anyone without a valid ticket will be liable to pay the penalty fare. Find out more at westmidlandsrailway.co.uk/penaltyfares

	GW	GW	GW	GW	GW	GW	GW	GW														
Hereford	0447	0528		0642	0709	0732		0845	0939													
Ledbury	0504	0545		0702	0725	0750		0906	0958													
Colwall	0512	0553		0709	0731	0757		0913	1005													
Great Malvern	0517	0548	0559	0647	0702	0715	0736	0807	0838	0850	0918	0954	1010									
Malvern Link	0521	0551	0603	0650	0705	0720	0739	0810	0841	0853	0921	0958	1013									
Worcester Foregate St a	0530	0600	0612	0658	0714	0728	0748	0818	0849	0902	0930	1008	1022									
Worcester Foregate St d	0531	0602	0614	0653	0659	0714	0731	0748	0751	0802	0824	0825	0838	0850	0903	0903	0931	1009	1016	1024		
Worcester Shrub Hill a	0535		0617	0655	0701	0718	0734	0751		0828	0840	0850	0903	0906	0933	0933	1012					
Worcester Shrub Hill d	0530		0612	0625	0635	0650	0706	0723	0733	0743	0802	0811	0833	0843	0853	0859	0912	0943	1000	1025	1033	1052
Droitwich Spa	0538	0611	0620	0633	0643	0703	0713	0723	0733	0743	0802	0818	0833	0853	0859	0912	0943	1000	1025	1033	1100	
Hartlebury			0627		0650	0710		0730			0802	0818			0919				1032			
Kidderminster	0548		0633		0656	0716		0736		0754	0824		0906		0925		1010		1038		1110	
Blakedown			0637		0700	0720		0740		0759	0828		0910		0929				1044			
Hagley			0641		0704	0724		0744		0803	0831		0914		0933				1044			
Stourbridge Junction	0556		0649		0708	0728		0748		0807	0835		0918		0937		1018		1048		1118	
Bromsgrove		0621		0643			0723					0842		0908		0937		0953		1043		
Barnt Green																						
§ University		0640		0700			0740		0800		0830		0909		0930		1010		1100			
Birmingham New St		0649		0709			0749		0809		0839		0909		0939		1019		1109			
Birmingham Snow Hill	0627		0722		0738	0759		0815		0835	0907		0945		1004		1045		1115		1145	
Birmingham Moor Street	0637		0727		0743	0805		0819		0839	0910		0949		1009		1049		1119		1149	

	GW	GW	GW	GW	GW	GW	GW	GW	GW	GW														
Hereford		1039		1139	1209	1239		1341		1439		1514	1539											
Ledbury		1058		1158	1227	1258		1400		1458		1531	1558											
Colwall		1105		1205	1234	1305		1405		1505		1539	1605											
Great Malvern	1048	1059	1110	1135	1210	1240	1251	1310	1400	1410	1450	1510	1521	1545	1610									
Malvern Link	1051	1102	1113	1138	1213	1244	1254	1313	1403	1413	1453	1513	1524	1550	1613									
Worcester Foregate St a	1101	1110	1122	1148	1222	1253	1303	1322	1412	1423	1502	1522	1533	1559	1622									
Worcester Foregate St d	1103	1115	1116	1124	1151	1200	1216	1224	1255	1303	1324	1351	1355	1416	1424	1503	1524	1533	1551	1601	1613	1622	1634	1647
Worcester Shrub Hill a	1106	1117			1203			1258	1306			1357		1416	1424	1503	1524	1533	1551	1601	1613	1622	1634	1647
Worcester Shrub Hill d							1252			1317			1357		1452		1517		1547				1640	
Droitwich Spa		1125	1133	1200	1225	1233	1300		1325	1333	1400	1425	1433	1500	1525	1533	1555		1622	1633	1648	1655		
Hartlebury		1132			1232				1332			1432			1532				1629		1655			
Kidderminster		1138		1210	1238		1310		1338		1410	1438		1510	1538		1606		1635		1701	1706		
Blakedown															1542		1610		1640			1710		
Hagley		1144			1244				1344			1444			1546		1614		1644			1714		
Stourbridge Junction		1148		1218	1248		1318		1348		1418	1448		1518	1550		1618		1648			1712	1718	
Bromsgrove			1143		1243				1342			1443			1543				1643					
Barnt Green																			1650					
§ University			1200		1300				1400			1500			1600				1700					
Birmingham New St			1209		1309				1409			1509			1609				1709					
Birmingham Snow Hill		1215		1245	1315	1345		1415	1445	1515	1545	1616		1645				1718			1739	1745		
Birmingham Moor Street		1219		1249	1319	1349		1419	1449	1519	1549	1619		1649				1724			1744	1749		

	GW	GW	GW	GW	GW	GW	GW	GW	GW	GW												
Hereford		1639		1739		1848		1950		2056		2129	2151	2259								
Ledbury		1657		1758		1904		2009		2114		2145	2211	2315								
Colwall		1704		1805		1910		2015		2120		2152	2218	2322								
Great Malvern	1648	1709	1741	1810	1829	1850	1915	1942	2020	2125	2136	2157	2224	2327								
Malvern Link	1651	1712	1744	1813	1833	1853	1918	1946	2022	2128	2139	2200	2230	2330								
Worcester Foregate St a	1701	1721	1752	1823	1842	1902	1926	1955	2031	2136	2148	2209	2234	2339								
Worcester Foregate St d	1702	1715	1724	1726	1753	1756	1824	1844	1846	1903	1928	1946	1957	2031	2051	2059	2137	2149	2210	2217	2236	2340
Worcester Shrub Hill a	1704		1729	1800			1848	1848	1906	2000	2034	2102	2139	2151				2219	2239	2347		
Worcester Shrub Hill d						1837				2037						2154		2227				
Droitwich Spa		1725	1733	1805	1833	1845	1855	1937	1955	2045	2100	2202	2219	2235								
Hartlebury		1732					1902		2002		2107			2242								
Kidderminster		1738		1815		1855	1910		2010		2113		2213	2251								
Blakedown		1742				1859	1915		2015		2117		2217									
Hagley		1746			1821	1903	1918		2018		2121		2221									
Stourbridge Junction		1750			1825	1906	1925		2025		2125		2225						2300			
Bromsgrove			1742		1842			1947		2055				2228								
Barnt Green																						
§ University			1800		1900			2009		2114				2246								
Birmingham New St			1809		1909			2017		2120				2254								
Birmingham Snow Hill		1817		1855	1934	1955		2055		2155				2255				2329				
Birmingham Moor Street		1824		1859	1959			2059		2159				2259				2336				

	GW		GW		GW		GW				GW		GW		GW
Hereford			0617		0713		0737			0839			0939		1039
Ledbury			0634		0730		0758			0858			0958		1058
Colwall			0642		0738		0805			0905			1005		1105
Great Malvern	0554	0617	0648	0712	0744		0810	0843	0900	0910		0945	1010	1045	1057
Malvern Link	0558	0620	0652	0715	0748		0813	0847	0902	0913		0949	1013	1049	1100
Worcester Foregate St a	0607	0627	0701	0723	0757		0821	0856	0912	0922		0958	1022	1058	1109
Worcester Foregate St d	0609	0628	0703	0724	0747	0759	0824	0856	0858	0916	0924	0951	1000	1016	1024
Worcester Shrub Hill a		0612	0706	0726	0802			0901				1003			1103
Worcester Shrub Hill d	0543	0607	0621	0701	0729	0756	0815	0823	0833	0905	0925	0933	0944	1000	1025
Droitwich Spa	0551	0615	0629	0637	0709	0737	0756	0823	0833	0905	0925	0933	0952	1000	1025
Hartlebury	0559		0636	0637	0716			0831			0932			1032	1102
Kidderminster	0605		0643	0722		0806	0836		0916	0938		1010	1038	1110	1138
Blakedown	0609		0647	0726		0811	0841								
Hagley	0613		0651	0730		0814	0844			0944			1044		1144
Stourbridge Junction	0617		0657	0735		0819	0848		0927	0948			1018	1048	1118
Bromsgrove			0647		0747			0843			0943	1008		1043	
Barnt Green															
University			0710		0810			0900			1000			1100	
Birmingham New St		0647		0717		0817		0909			1009	1044		1109	
Birmingham Snow Hill	0647		0728	0805		0845	0915	0956		1015		1045	1115	1145	1215
Birmingham Moor Street	0652		0739	0809		0849	0919	1000		1019		1049	1119	1149	1219

	GW		GW		GW		GW				GW		GW		GW
Hereford			1139		1213		1239			1339			1439		1539
Ledbury			1158		1230		1258			1358			1458		1558
Colwall			1205		1238		1305			1405			1505		1605
Great Malvern	1137		1210		1246		1310	1337		1410	1435	1450	1510	1533	1544
Malvern Link	1139		1213		1250		1313	1339		1413	1439	1453	1513	1535	1548
Worcester Foregate St a	1148		1222		1259		1322	1348		1422	1453	1503	1522	1545	1557
Worcester Foregate St d	1151	1206	1216	1224	1241	1251	1301	1324	1351	1416	1424	1457	1503	1516	1524
Worcester Shrub Hill a		1209			1243		1304					1500	1506		
Worcester Shrub Hill d							1317					1452			
Droitwich Spa	1200	1225	1233		1300		1325	1333	1400	1425	1433	1500		1525	1533
Hartlebury		1232					1332			1432			1532		
Kidderminster	1210	1238			1310		1338		1410	1438		1510		1538	
Blakedown															
Hagley		1244					1344			1444			1544		
Stourbridge Junction	1218	1248			1318		1348		1418	1448		1518		1548	
Bromsgrove			1243				1343			1443			1543	1608	
Barnt Green															
University			1300				1400			1500			1600		
Birmingham New St			1309				1409			1509			1609	1644	
Birmingham Snow Hill	1245	1315			1345		1415	1445	1515		1545		1615		1645
Birmingham Moor Street	1249	1319			1349		1419	1449	1519		1549		1619		1649

	GW		GW		GW		GW		GW		GW	
Hereford			1739		1911		1959		2020		2135	2249
Ledbury			1758		1928		2015		2041		2151	2305
Colwall			1805		1934		2022		2048		2157	2311
Great Malvern	1745	1759	1810	1835	1850	1939	2027	2054	2115	2130	2203	2241
Malvern Link	1749	1801	1813	1838	1853	1942	2030	2058	2118	2132	2206	2245
Worcester Foregate St a	1758	1811	1822	1847	1904	1951	2038	2109	2127	2142	2214	2254
Worcester Foregate St d	1800	1812	1824	1848	1851	1905	1951	2004	2040	2111	2128	2142
Worcester Shrub Hill a	1803	1814	1850		1907		2007		2114	2130	2145	2218
Worcester Shrub Hill d		1817							2114	2130	2145	2218
Droitwich Spa	1825	1833	1900		2000		2049		2100		2202	2255
Hartlebury			1907		2007				2107			
Kidderminster	1837		1913		2013				2113		2213	2305
Blakedown	1841		1917		2017				2117		2217	2310
Hagley	1845		1921		2021				2121		2221	2314
Stourbridge Junction	1850		1925		2025				2125		2225	2318
Bromsgrove		1843					2059					
Barnt Green												
University			1900				2115					
Birmingham New St			1909				2122					
Birmingham Snow Hill	1916		1955		2055				2154		2255	2336
Birmingham Moor Street	1919		1959		2059				2159		2259	2339

	GW		GW		GW		GW		GW	GW		GW		GW	GW	GW											
Hereford					1005				1202			1332	1402	1432		1557	1634										
Ledbury					1022				1218			1351	1419	1451		1614	1651										
Colwall					1029				1225			1358	1426	1458		1621	1700										
Great Malvern		0907	0920	1007	1034	1057	1113	1207	1230		1320	1407	1431	1509	1532	1626	1705										
Malvern Link		0909	0924	1009	1037	1059	1117	1209	1233		1323	1411	1434	1513	1535	1629	1709										
Worcester Foregate St a		0919	0932	1018	1045	1113	1126	1220	1241		1332	1419	1442	1521	1543	1637	1719										
Worcester Foregate St d	0828	0901	0920	0934	1026	1046	1115	1128	1221	1242	1326	1332	1422	1426	1443	1524	1528	1545	1626	1627	1630	1641	1727	1826	1826		
Worcester Shrub Hill a	0831	0903	0922	0937		1048	1117	1131	1223	1244		1335	1425		1445	1527						1630	1641	1727	1829		
Worcester Shrub Hill d		0906	0926			1058	1126		1226	1250					1450								1650		1759		
Droitwich Spa		0914	0935			1035	1106	1135		1235	1258	1335			1435	1458	1537	1554	1635				1658		1736	1807	1835
Hartlebury																											
Kidderminster			0945			1045		1145		1245		1345			1445		1547	1604	1645						1746		1845
Blakedown			0949					1249							1449			1609							1751		
Hagley			0953			1051		1151		1253		1351			1453		1553	1613	1651						1755		1851
Stourbridge Junction			0957			1057		1157		1257		1357			1457		1557	1617	1657						1759		1855
Bromsgrove		0924				1116				1308					1508									1708		1825	
Barn Green																											
University		0940				1140				1330					1530									1730		1843	
Birmingham New St		0947				1146				1337					1537									1737		1849	
Birmingham Snow Hill			1022			1122		1222		1322		1422			1522		1623	1636	1722						1824		1921
Birmingham Moor Street			1029			1129		1229		1329		1429			1529		1629	1645	1729						1829		1925

	GW		GW		GW		GW		
Hereford	1803	1838			2003			2239	
Ledbury	1819	1857			2019			2258	
Colwall	1826	1904			2026			2305	
Great Malvern	1831	1912		2014	2031		2210	2310	
Malvern Link	1834	1916		2017	2034		2212	2312	
Worcester Foregate St a	1842	1925		2027	2042		2222	2322	
Worcester Foregate St d	1843	1930		1955	2028	2043	2118	2223	2323
Worcester Shrub Hill a	1845	1933		1957	2031	2046	2120	2225	2327
Worcester Shrub Hill d	1850	1938	2002		2038	2050	2125	2229	
Droitwich Spa	1858	1946	2010		2046	2058	2133	2237	
Hartlebury									
Kidderminster		1956			2056		2143	2247	
Blakedown									
Hagley		2003			2103		2149	2253	
Stourbridge Junction		2007			2107		2153	2257	
Bromsgrove	1908		2025		2108				
Barn Green									
University	1930		2043		2130				
Birmingham New St	1937		2049		2137				
Birmingham Snow Hill		2033			2133	2219	2325		
Birmingham Moor Street		2037			2137	2223			

	GW		GW		GW		GW		GW		GW		GW							
Birmingham Moor Street		0633		0701		0749		0845		0909		0939		1009		1039		1109		1139
Birmingham Snow Hill		0637		0705		0753		0853		0913		0943		1013		1043		1113		1143
Birmingham New St		0650		0750		0850						0950		1050						1150
§ University		0656		0756		0856						0956		1056						1156
Barnet Green																				
Bromsgrove		0712		0812		0912						1012		1112						1212
Stourbridge Junction		0706		0734		0819		0922		0939		1009		1039		1109		1139		1209
Hagley		0709		0737		0823		0925				1012				1112				1212
Blakedown		0712		0740		0826		0928												
Kidderminster		0717		0745		0831		0933		0947		1018		1047		1118		1147		1218
Hartlebury		0722						0952						1052				1152		
Droitwich Spa		0722		0731		0756		0822		0842		0922		0944		1000		1022		1030
Worcester Shrub Hill a		0739		0805						0952				1038				1138		
Worcester Shrub Hill d	0630	0644		0745	0811	0841	0851	0930	0944	1009	1018	1030	1043	1045	1109	1130	1141	1209	1214	1248
Worcester Foregate St a	0632	0647	0730	0748	0813	0830	0844	0932	0945	1019	1032	1047	1110	1132	1147	1209	1217	1230	1239	1250
Worcester Foregate St d	0632	0647	0732	0749	0813	0832	0845	0932	0945	1019	1032	1047	1110	1132	1147	1209	1217	1230	1239	1250
Malvern Link	0642	0656	0742	0758	0822	0842	0854	0942	0954	1028	1042	1056	1119	1142	1159	1212	1232	1242	1301	1301
Great Malvern	0645	0659	0745	0802	0827	0845	0900	0945	1000	1033	1045	1108	1123	1145	1159	1212	1232	1242	1301	1301
Colwall	0650	0750		0850		0950		1050		1114		1150		1250		1314		1340		1340
Ledbury	0659	0759		0859		0959		1059		1124		1159		1259		1324		1340		1340
Hereford	0719	0815		0914		1014		1114		1141		1214		1314		1340		1340		1340

	GW		GW		GW		GW		GW		GW		GW								
Birmingham Moor Street	1209	1239	1309	1339	1409	1439	1509	1539	1609	1639	1709										
Birmingham Snow Hill	1213	1243	1313	1343	1413	1443	1513	1543	1613	1643	1713										
Birmingham New St		1250		1350		1450		1550		1650		1750									
§ University		1256		1356		1456		1556		1656		1756									
Barnet Green																					
Bromsgrove		1312		1412		1512		1612		1712		1812									
Stourbridge Junction	1239	1309	1339	1409	1439	1509	1539	1609	1639	1709	1741										
Hagley		1312		1412		1512		1612		1712											
Blakedown																					
Kidderminster	1247	1318	1347	1418	1447	1518	1547	1618	1647	1718	1751										
Hartlebury	1252		1352	1422	1452	1522	1552	1622	1652	1722	1756										
Droitwich Spa	1300	1322	1330	1400	1430	1500	1530	1600	1630	1652	1752	1804	1822								
Worcester Shrub Hill a		1338		1438		1538		1638		1738	1759	1812	1829								
Worcester Shrub Hill d			1344	1415	1444	1515	1545	1614	1644	1714	1742	1820	1832								
Worcester Foregate St a	1309	1330	1346	1409	1417	1430	1446	1509	1530	1548	1609	1617	1630	1639	1644	1709	1731	1739	1744	1822	1834
Worcester Foregate St d	1310	1332	1348	1418	1432	1446	1532	1549	1617	1632	1646	1710	1732	1747	1756	1801	1812	1823	1835	1835	1835
Malvern Link	1319	1342	1357	1427	1442	1455	1542	1558	1626	1642	1655	1719	1742	1756	1801	1812	1823	1835	1845	1845	1845
Great Malvern	1323	1345	1403	1432	1445	1459	1545	1604	1632	1645	1700	1723	1745	1801	1812	1823	1835	1845	1848	1848	1848
Colwall	1350		1450		1550		1650		1750		1853		1901		1853		1901		1853		1853
Ledbury	1359		1459		1559		1659		1759		1901		1901		1901		1901		1901		1901
Hereford	1414		1514		1614		1714		1814		1916		1916		1916		1916		1916		1916

	GW		GW		GW		GW		GW					
Birmingham Moor Street	1729	1739	1819	1849	1924	1953	2052	2152	2257					
Birmingham Snow Hill	1733	1743	1823	1853	1928	1956	2056	2156	2301					
Birmingham New St			1850	1920		2100		2209						
§ University			1856	1926		2106		2215						
Barnet Green														
Bromsgrove			1912	1942		2120		2230						
Stourbridge Junction	1759	1809	1849	1923	1957	2025	2125	2225	2330					
Hagley	1803	1813	1852	1926	2001	2028	2128	2228	2334					
Blakedown	1806	1816	1855	1929	2004	2031	2131	2231	2337					
Kidderminster	1812	1822	1900	1934	2009	2036	2136	2236	2342					
Hartlebury	1817	1827	1905		2014			2241	2347					
Droitwich Spa	1826	1837	1914	1922	1946	1952	2022	2048	2130	2148	2240	2250	2354	
Worcester Shrub Hill a	1835		1929	1954	2031		2056	2138	2156	2247	2257	0005		
Worcester Shrub Hill d		1854	1923	1942	2020	2046	2059	2147	2206	2302				
Worcester Foregate St a	1846	1856	1923	1937	1944	2000	2022	2049	2101	2149	2208	2304		
Worcester Foregate St d		1858	1923	1938	2001	2023	2050	2102	2150	2209	2305			
Malvern Link	1907	1933	1948	2011	2032	2059	2111	2159	2218	2314				
Great Malvern	1911	1937	1950	2025	2035	2103	2115	2202	2224	2316				
Colwall	1917		2031		2109		2207							
Ledbury	1933		2039		2119		2215							
Hereford	1950		2059		2135		2230							

	GW		GW		GW		GW		GW		GW		GW																			
➔ Birmingham Moor Street	0924		1015		1115		1215		1315		1415		1515		1615		1702		1715													
➔ Birmingham Snow Hill	0928		1022		1122		1222		1322		1422		1522		1622		1706		1722													
➔ Birmingham New St			1000		1200				1400				1600				1800															
§ University			1006		1206				1406				1606				1806															
➔ Barnet Green			1020		1220				1420				1620				1820															
➔ Bromsgrove																																
➔ Stourbridge Junction	0954		1047		1147		1247		1347		1447		1547		1647		1724		1747													
Hagley	0957		1051		1151		1251		1351		1451		1551		1651		1727		1751													
Blakedown			1054		1154		1254				1454																					
➔ Kidderminster	1003		1059		1159		1259		1357		1459		1557		1657		1733		1759													
Hartlebury																																
Droitwich Spa	1015		1030		1111		1211		1232		1311		1408		1430		1511		1608		1630		1708		1745		1811		1832			
➔ Worcester Shrub Hill a	1022		1038		1119		1219		1240		1311		1408		1437		1511		1608		1638		1708		1752		1811		1841			
➔ Worcester Shrub Hill d	0906	0943	1030	1034	1051	1101	1133	1209	1247	1311	1320	1417	1431	1452	1506	1604	1617	1644	1709	1711	1717	1804	1821	1852	1854	1855	1904	1907	1912	1919	1940	
➔ Worcester Foregate St a	0908	0946	1032	1037	1053	1103	1135	1212	1249	1314	1320	1417	1433	1454	1508	1607	1617	1646	1711	1717	1808	1821	1854	1855	1904	1907	1912	1919	1940			
➔ Worcester Foregate St d	0909	0946	1032	1039	1054	1105	1135	1213	1250	1315			1434	1455	1510			1647	1713													
Malvern Link	0918	1041	1051	1103	1114	1144	1222	1259	1324				1443	1504	1519			1656	1722													
➔ Great Malvern	0921	0958	1045	1054	1106	1119	1148	1225	1302	1329			1445	1507	1524			1703	1726													
Colwall	0926				1111	1125			1307	1335				1512	1530			1709	1732													
Ledbury	0933				1118	1134			1315	1351				1519	1539			1716	1740													
➔ Hereford	0951				1134	1151			1332	1407				1535	1556			1734	1757													

	GW		GW		GW		GW		GW	
➔ Birmingham Moor Street	1815		1915		2015		2143		2252	
➔ Birmingham Snow Hill	1822		1922		2022		2146		2256	
➔ Birmingham New St	1900		2000		2100		2200			
§ University	1906		2006		2106		2206			
➔ Barnet Green										
➔ Bromsgrove	1920		2020		2120		2220			
➔ Stourbridge Junction	1847		1947		2047		2210		2322	
Hagley	1851		1951		2051		2214		2325	
Blakedown	1854									
➔ Kidderminster	1859		1957		2057		2220		2331	
Hartlebury										
Droitwich Spa	1911	1930	2009	2030	2109	2130	2231	2236	2343	
➔ Worcester Shrub Hill a	1919	1938	2017	2044	2117	2138	2239	2245	2351	
➔ Worcester Shrub Hill d	1908	1942	2013	2058	2122	2141	2207	2251		
➔ Worcester Foregate St a	1911	1944	2015	2100	2124	2143	2209	2253		
➔ Worcester Foregate St d	1912		2017		2125	2144	2211	2254		
Malvern Link	1920		2026		2134	2153	2220	2303		
➔ Great Malvern	1923		2030		2139	2156	2223	2305		
Colwall			2036				2201			
Ledbury			2045				2209			
➔ Hereford			2101				2227			

train times

9 December 2018 to 18 May 2019

Including details of direct services to / from Stourbridge, Kidderminster and Worcester and connections to Shrewsbury, Liverpool and Birmingham International at Smethwick Galton Bridge

Check times & fares

National Rail Enquiries

03457 48 49 50

nationalrail.co.uk

Buy online

westmidlandsrailway.co.uk

buy any UK rail ticket – no booking fees

Contact us

0333 311 0039

(standard call rates)

westmidlandsrailway.co.uk/contact-us

Follow us on Twitter

@WestMidRailway

Like us on Facebook

facebook.com/westmidlandsrailway

Assisted travel

0800 024 8998

(calls are free from UK mobiles and landlines)

for help getting on or off the train

Information correct at time of going to press

(October 2018)



Operated by West Midlands Trains



General information

Online Journey Planners

Sometimes paper timetables may not show you the best route for your journey, especially if you are changing trains. Changes to our planned timetable can also occur at short notice, so we recommend that you plan your journey online at nationalrail.co.uk. Sign up to receive personalised journey alerts, visit westmidlandsrailway.co.uk/alerts

Bring your bike

Bikes (except tandems) are welcome on board our trains in the Midlands, but space can be very limited during peak hours. Please ensure that your bike does not obstruct doorways or pose a risk to other passengers. For more information please go to westmidlandsrailway.co.uk/cycles

Getting assistance at the station

Call us on 0800 024 8998 (calls are free from UK mobiles and landlines) if you need some help getting on or off our trains and we'll make the arrangements. Please give at least 24 hours notice if possible.

Onward travel

You can find details of all local train, bus and Metro services within the West Midlands – including times and fares – at networkwestmidlands.com

West Midlands Railway Customer Relations

You can get in touch with our customer relations team between 0700–1900 on weekdays, and 0800–1600 at weekends.

web: westmidlandsrailway.co.uk/contact-us

tel: 0333 311 0039

(standard call rates)

post: Freepost West Midlands Rail

Customer Relations

Transport for West Midlands

As the local co-ordinating body for public transport, Transport for West Midlands welcomes suggestions relating to bus, rail and metro services in the Network West Midlands area.

web: tfwm.org.uk

email: customerservices@tfwm.org.uk

twitter: @TransportforWM

tel: 0345 303 6760

post: 16 Summer Lane, Birmingham, B19 3SD

Transport Focus

web: transportfocus.org.uk

email: advice@transportfocus.org.uk

twitter: @transportfocus

tel: 0300 123 2350

post: Freepost (RTEH-XAGE-BYKZ), Transport Focus, PO Box 5594, Southend-on-Sea, SS1 9PZ

Rail User Groups

If you'd like to be more involved with the development of rail services, why not join your local rail user group.

Stourbridge Line User Group

contact: Don Barton, Chairman

web: stourbridgelineusergroup.info

email: contactus@stourbridgelineusergroup.info

Other timetables for the Snow Hill lines

Stratford – Shirley – Birmingham: Guide 7

Dorridge – Solihull – Birmingham: Guide 8

Notes & symbols

PLUSBUS through ticketing available connection with West Midlands Metro

- operated by 2 coach train
- operated by 3 coach train
- operated by 4 coach train
- operated by 5 coach train
- operated by 6 coach train

All services operated by West Midlands Railway unless otherwise shown.

AW operated by Transport for Wales
CH operated by Chiltern Railways
LN operated by London Northwestern Railway

a arrival time
d departure time

A starts from Great Malvern. See guide 5
B starts from Hereford. See guide 5
C continues to Great Malvern. See guide 5

SO service only runs on Saturdays
SX service runs Mondays to Fridays

Improvement works

From time to time it is essential to undertake improvement works. Everyone's journey is different – please check before you travel, especially if you are travelling late at night or at the weekend. The latest updated information is available at nationalrail.co.uk

Off-Peak travel

Certain Off-Peak tickets are not valid on trains leaving Birmingham New Street/ Moor Street/Snow Hill, Five Ways and Jewellery Quarter between 1635–1800 Mondays to Fridays. Please check before you travel.



Like most rail companies we operate a penalty fares system on our services, anyone without a valid ticket will be liable to pay the penalty fare. Find out more at westmidlandsrailway.co.uk/penaltyfares

Table with 30 columns and 28 rows showing train routes from Stratford-upon-Avon to Worcester Foregate Street, including stops like Whitlocks End, Dorridge, Solihull, Birmingham Moor Street, etc.

Table with 30 columns and 28 rows showing train routes from Stratford-upon-Avon to Worcester Foregate Street, including stops like Whitlocks End, Dorridge, Solihull, Birmingham Moor Street, etc.

Table with 30 columns and 28 rows showing train routes from Stratford-upon-Avon to Worcester Foregate Street, including stops like Whitlocks End, Dorridge, Solihull, Birmingham Moor Street, etc.

Table with 30 columns and 28 rows showing train routes from Stratford-upon-Avon to Worcester Foregate Street, including stops like Whitlocks End, Dorridge, Solihull, Birmingham Moor Street, etc.

Saturdays

Table for Saturdays showing train routes from Stratford-upon-Avon to Worcester Foregate Street with various intermediate stops and their respective departure times.

Table for Saturdays showing train routes from Stratford-upon-Avon to Worcester Foregate Street with various intermediate stops and their respective departure times.

Table for Saturdays showing train routes from Stratford-upon-Avon to Worcester Foregate Street with various intermediate stops and their respective departure times.

Sundays

Table for Sundays showing train routes from Stratford-upon-Avon to Worcester Foregate Street with various intermediate stops and their respective departure times.

Monday to Fridays

Table 1: Train departure times from Worcester. Columns include station names (e.g., Worcester Foregate Street, Worcester Shrub Hill, Droitwich Spa) and departure times for various routes. Times range from 05:30 to 07:59.

Table 2: Train arrival times at Birmingham. Columns include station names and arrival times. Times range from 11:00 to 13:30.

Table 3: Train arrival times at Stratford-upon-Avon. Columns include station names and arrival times. Times range from 15:30 to 18:59.

Stourbridge Junction – Stourbridge Town

Mondays to Saturdays

	SX	SX	SO	SX	SX	SO	SX	SX	SX	SO	SX						and at the same minutes	2005	2015	2025	2035	2045	2055	
→ Stourbridge Junction	0545	0555	0659	0605	0615	0620	0625	0635	0645	0650	0655	0705	0715	0725	0735	0745	0755	past each hour until	2008	2018	2028	2038	2048	2058
→ Stourbridge Town	0548	0558	0602	0608	0618	0623	0628	0638	0648	0653	0658	0708	0718	0728	0738	0748	0758							

	SX	SO	SX	SO													
→ Stourbridge Junction	2105	2115	2125	2135	2145	2155	2205	2215	2225	2235	2245	2255	2300	2305	2315	2335	2354
→ Stourbridge Town	2108	2118	2128	2138	2148	2158	2208	2218	2228	2238	2248	2258	2303	2308	2318	2338	2357

Sundays

→ Stourbridge Junction	0943	1000	1015	1030	1045	1100	1115	1130	1145	1200	and at the same minutes	1815	1830	1845	1900	1915	1930	1953
→ Stourbridge Town	0946	1003	1018	1033	1048	1103	1118	1133	1148	1203	past each hour until	1818	1833	1848	1903	1918	1933	1956

All services operated by West Midlands Railway

Smethwick Galton Bridge Connections

Mondays to Fridays

	LN	AW	LN	AW	LN	AW	LN	AW	LN	AW	LN	AW	LN	AW	LN							
→ Birmingham International					0709	0725		0809		0910		1008		1509								
→ Birmingham New St	0601	0604	0625	0639	0701	0708	0723	0739	0801	0809	0824	0839	0901	0908	0925	0939	1001	1008	1025	1039	1101	1108
→ Smethwick Galton Bridge	0607	0612	0631	0647	0707	0716	0729	0747	0807	0817	0831	0847	0907	0916	0931	0947	1007	1016	1031	1047	1107	1116
→ Wolverhampton	0620	0630	0643	0705	0718	0734	0740	0805	0818	0835	0843	0905	0918	0934	0943	1005	1018	1034	1042	1105	1118	1134
→ Telford Central			0700				0758				0900			0958				1059				
→ Shrewsbury			0722				0819				0920			1021				1120				
→ Crewe	0657			0756				0856				0955				1056					1156	
→ Liverpool South Parkway	0733			0832				0930				1032				1130					1233	
→ Liverpool Lime Street	0746			0844				0942				1044				1142					1244	

	AW	LN	AW	LN	AW	LN	AW	LN	AW	LN	AW	LN	AW	LN										
→ Birmingham International	1609		1709		1809		1904		2004		2104		2246											
→ Birmingham New St	1625	1639	1701	1708	1725	1739	1801	1808	1825	1839	1901	1908	1925	1939	2008	2025	2039	2125	2108	2139	2214	2239	2309	
→ Smethwick Galton Bridge	1631	1647	1707	1716	1731	1747	1807	1816	1831	1847	1907	1916	1931	1947	2016	2031	2047	2131	2116	2147	2223	2247	2317	
→ Wolverhampton	1642	1705	1718	1734	1742	1805	1818	1834	1842	1905	1918	1934	1943	2005	2034	2042	2105	2142	2134	2205	2242	2304	2335	
→ Telford Central	1659		1759				1859				1959			2059				2158				2309		
→ Shrewsbury	1719		1820				1919				2019			2118				2218				2330		
→ Crewe		1756		1857			1956			2032				2118				2218				2349	0022	
→ Liverpool South Parkway		1832		1930			2033							2129				2229				2342		
→ Liverpool Lime Street		1844		1942			2044							2140				2240				2344		

Saturdays

	LN	AW	LN	AW	LN	AW	LN	AW	LN	AW	LN	AW	LN	AW	LN								
→ Birmingham International					0709		0809		0910		1009		1509										
→ Birmingham New St	0601	0608	0625	0639	0701	0708	0724	0739	0801	0808	0825	0839	0901	0908	0925	0939	1001	1008	1025	1039	1101	1108	
→ Smethwick Galton Bridge	0607	0616	0631	0647	0707	0716	0730	0747	0807	0816	0831	0847	0907	0916	0931	0947	1007	1016	1031	1047	1107	1116	
→ Wolverhampton	0618	0634	0642	0705	0718	0734	0741	0805	0818	0834	0842	0905	0918	0934	0943	1005	1018	1034	1043	1105	1118	1134	
→ Telford Central			0659				0758				0900			0959				1100					
→ Shrewsbury			0719				0820				0920			1018				1121					
→ Crewe	0656			0758				0856				0955				1055					1156		
→ Liverpool South Parkway	0733			0832				0930				1032				1130					1233		
→ Liverpool Lime Street	0744			0844				0942				1044				1142					1244		

	AW	LN	AW	LN	AW	LN	AW	LN	AW	LN	AW	LN	AW	LN										
→ Birmingham International	1609		1709		1809		1909		2009		2109		2342											
→ Birmingham New St	1625	1639	1701	1708	1725	1739	1801	1808	1825	1839	1901	1908	1925	1939	2001	2008	2025	2039	2108	2125	2139	2218	2239	2308
→ Smethwick Galton Bridge	1631	1647	1707	1716	1731	1747	1807	1816	1831	1847	1907	1916	1931	1947	2007	2016	2031	2047	2116	2131	2147	2216	2247	2316
→ Wolverhampton	1642	1705	1718	1734	1743	1805	1818	1834	1842	1905	1918	1934	1943	2005	2019	2034	2042	2105	2134	2143	2205	2234	2304	2334
→ Telford Central	1659		1759				1859				1959			2059				2159				2319		
→ Shrewsbury	1720		1820				1919				2020			2120				2223				2342		
→ Crewe		1755		1855			1956			2057				2157				2257				2342		
→ Liverpool South Parkway		1832		1930			2033			2129				2229				2329				2342		
→ Liverpool Lime Street		1844		1942			2044			2140				2240				2340				2344		

Sundays

	LN	LN	LN	LN	LN	LN	LN	LN	LN	LN	LN	LN	LN	LN													
→ Birmingham International																											
→ Birmingham New St	0908	0942	1008	1042	1108	1142	1208	1235	1308	1335	1408	1435	1508	1535	1608	1635	1708	1735	1808	1835	1908	1935	2008	2108	2142	2208	2308
→ Smethwick Galton Bridge	0916	0948	1016	1049	1116	1149	1216	1242	1316	1342	1416	1442	1516	1542	1616	1642	1716	1742	1816	1842	1916	1942	2016	2116	2149	2216	2316
→ Wolverhampton	0934	1000	1033	1100	1133	1200	1233	1253	1333	1353	1433	1453	1533	1553	1633	1653	1733	1753	1833	1853	1933	1953	2033	2133	2200	2233	2333
→ Telford Central																											
→ Shrewsbury																											
→ Crewe	1037		1137		1237		1330		1430		1530		1630		1730		1830		1930		2031		2131		2236		
→ Liverpool South Parkway	1109		1209		1310		1403		1502		1602		1703		1803		1903		2003		2103		2203		2310		
→ Liverpool Lime Street	1120		1221		1321		1414		1514		1614		1714		1814		1914		2014		2114		2214		2324		

Notes	B																		
Facilities		■	■	■	■	■	■	■	■	■	■	■	■	■	■	■	■	■	■
London Paddington	Ⓟ d	2320p	0518	0622	0722	0822	0922	1022	1122	1222	1322	1422	1520	1622	1722	1822	1952	2148	
Slough	Ⓟ d	2337p	0534	0638	0738	0838	0938	1038	1138	1238	1338	1438	1537	1638	1738	1838	2008	2205	
Reading	Ⓟ d	0003	0554	0653	0753	0854	0953	1054	1151	1253	1353	1453	1554	1654	1754	1854	2023	2221	
Didcot Parkway	Ⓟ d	2330p	0610	0703	0803	0903	1000	1101	1201	1301	1359	1500	1559	1701	1801	1901	2001	2237	
Oxford	d	0036	0624	0723	0823	0924	1023	1123	1223	1323	1423	1523	1625	1723	1823	1923	2049	2251	
Hanborough	d	0045	0634	0733	0833	0934	1033	1133	1233	1333	1433	1533	1634	1733	1833	1933	2059	2301	
Combe	d
Finstock	d
Charlbury	d	0053	0642	0741	0841	0942	1041	1141	1241	1341	1441	1541	1642	1741	1841	1941	2107	2309	
Ascott-under-Wychwood	d
Shipton	d	1448	.	1748	.	1948	.	2316	.	
Kingham	d	0102	0652	0750	0850	0951	1050	1150	1250	1350	1454	1550	1651	1754	1850	1954	2116	2322	
Moreton-in-Marsh	a	0111	0700	0759	0859	1000	1059	1159	1259	1400	1503	1559	1659	1803	1859	2003	2125	2331	
Moreton-in-Marsh	d	.	0701	0800	0900	1001	1100	1200	1300	.	1504	1600	1659	1804	1900	2004	2126	2332	
Honeybourne	d	.	0713	0811	0911	1012	1111	1211	1311	.	1515	1611	1710	1815	1911	2015	2137	2343	
Evesham	a	.	0721	0819	0919	1020	1119	1219	1319	.	1523	1619	1717	1823	1919	2023	2144	2350	
Evesham	d	.	0724	0820	0920	1022	1120	1227	1323	.	1524	1621	1720	1824	1920	2025	2145	2351	
Pershore	d	.	0732	0828	0928	1029	1128	1234	1330	.	1532	1628	1728	1832	1928	2033	2153	2359	
Worcester Shrub Hill	Ⓟ d	0743	0840	0940	1040	1140	1246	1342	.	1544	1640	1740	1844	1940	2045	2205	0013		
Worcester Shrub Hill	Ⓟ d	.	0745	0841	0941	1043	1141	1248	1344	.	1545	1642	1742	1854	1942	2046	2206	.	
Worcester Foregate St	Ⓟ d	.	0748	0844	0944	1045	1147	1250	1346	.	1548	1644	1744	1856	1944	2049	2208	.	
Malvern Link	a	.	0757	0853	0953	1055	1241	1300	1356	.	1557	1654	1755	1906	2010	2058	2217	.	
Great Malvern	a	.	0802	0900	1000	1059	1244	1304	1403	.	1604	1700	1801	1910	2013	2102	2224	.	
Colwall	a	.	0850	0950	1050	1113	1250	1313	1450	.	1650	1750	1853	1916	2030	2108	.	.	
Ledbury	a	.	0857	0957	1057	1121	1257	1321	1457	.	1657	1757	1900	1924	2038	2116	.	.	
Hereford	Ⓟ a	.	0914	1014	1114	1141	1314	1340	1514	.	1714	1814	1916	1950	2059	2135	.	.	



Notes																			
Facilities		■	■	■	■	■	■	■	■	■	■	■	■	■	■	■	■	■	■
London Paddington	Ⓟ d	0803	0837	0937	1037	1237	1337	1437	1537	1636	1737	1836	1937	2137					
Slough	Ⓟ d	0826	0859	1001	1059	1259	1359	1459	1559	1700	1759	1859	1959	2203					
M Maidenhead	Ⓟ d	0834	1708	1809	1905	.	.					
Reading	Ⓟ d	0847	0920	1018	1117	1317	1417	1517	1617	1720	1820	1920	2018	2221					
Didcot Parkway	d	0903	0936	1033	1132	1332	1432	1532	1633	1736	1837	1937	2033	2243					
Oxford	d	0916	0955	1048	1154	1350	1447	1546	1651	1751	1851	1953	2049	2257					
Hanborough	d	0927	.	1057	1203	1358	.	1556	.	1801	1901	2004	2059	2307					
Combe	d					
Finstock	d					
Charlbury	d	0935	1007	1104	1212	1407	1502	1602	1705	1810	1908	2012	2106	2314					
Ascott-under-Wychwood	d					
Shipton	d					
Kingham	d	0944	1015	1113	1220	1415	1510	1612	1715	1819	1919	2021	2117	2324					
Moreton-in-Marsh	a	0953	1024	1123	1229	1424	1521	1620	1723	1828	1927	2029	2125	2333					
Moreton-in-Marsh	d	0954	1025	1125	1230	1425	1521	1621	1723	1829	1927	2029	2126	2334					
Honeybourne	d	1005	.	1135	1241	1436	.	1635	.	1840	1938	2040	2138	2345					
Evesham	a	1012	1041	1142	1249	1444	1539	1643	1740	1847	1948	2046	2146	2353					
Evesham	d	1013	1045	1149	1250	1445	1545	1648	1744	1848	1948	2047	2147	2354					
Pershore	d	1021	.	1156	1258	1453	1552	1656	1752	1856	1956	2054	2155	0002					
Worcester Shrub Hill	Ⓟ a	1032	1059	1208	1310	1505	1604	1707	1803	1907	2008	2106	2206	0016					
Worcester Shrub Hill	Ⓟ d	1034	1101	1209	1311	1506	1604	1709	1804	1908	2013	2122	2207	.					
Worcester Foregate St	Ⓟ a	1037	1103	1212	1314	1508	1607	1711	1808	1911	2015	2124	2210	.					
Malvern Link	a	1050	1113	1221	1323	1518	1654	1721	1903	1920	2025	2134	2219	.					
Great Malvern	a	1054	1117	1225	1327	1522	1657	1725	1906	1923	2029	2139	2223	.					
Colwall	a	1111	1124	1307	1334	1529	1708	1731	1912	.	2035	2201	.	.					
Ledbury	a	1118	1132	1314	1342	1537	1716	1739	1919	.	2043	2208	.	.					
Hereford	Ⓟ a	1134	1151	1332	1407	1556	1734	1757	1940	.	2101	2227	.	.					

Weekend timetables

Train times are often changed at weekends to enable maintenance work to be carried out. The times shown in this timetable are a guide to our services, and you should confirm your train times online at GWR.com prior to travelling.

The Cotswold Line Promotion Group

This group is a voluntary organisation that actively promotes and supports rail and bus feeder services along the Oxford to Worcester line and through to Hereford. The group welcomes new members and the help and support of the local community. For more details, please visit clpg.org.uk

Rail & Bus for Herefordshire

The independent train group Rail for Herefordshire was formed in 1995, incorporating buses in 2012 to become Rail & Buses for Herefordshire. Its principal aims are to promote the interests of passengers using rail and bus services within Herefordshire and between Herefordshire and regional / national destinations; to actively assist in the promotion and development of public transport services, rail and bus stations; and to develop and maintain a co-operative relationship with the region's train operating companies. For more details, please visit www.rbhf.org.uk

Notes		D																	
Facilities		■	■	■	■	■	■	■	■	■	■	■	■	■	■	■	■	■	■
Hereford	d	•	0617	0713	•	0737	0839	0939	1039	1213	•	1339	1513	1539	1639	1739	1911	2020	2135
Ledbury	d	•	0634	0730	•	0758	0858	0958	1058	1230	•	1358	1530	1558	1658	1758	1928	2041	2151
Colwall	d	•	0642	0738	•	0805	0905	1005	1105	1238	•	1405	1538	1605	1705	1805	1934	2048	2157
Great Malvern	d	0554	0648	0744	•	0843	0945	1045	1137	1246	•	1435	1544	1635	1745	1835	1939	2054	2241
Malvern Link	d	0558	0652	0748	•	0847	0949	1049	1139	1250	•	1439	1548	1639	1749	1838	1942	2058	2245
Worcester Foregate St	d	0609	0703	0759	•	0858	1000	1100	1206	1301	•	1457	1559	1657	1800	1848	2004	2111	2256
Worcester Shrub Hill	a	0612	0706	0802	•	0901	1003	1103	1209	1304	•	1500	1602	1700	1803	1850	2007	2114	2259
Worcester Shrub Hill	d	0613	0708	0804	0837	0904	1004	1104	1210	1306	•	1502	1604	1702	1806	1902	2008	2118	2300
Pershore	d	0622	0717	0813	•	0913	1014	1113	1220	1315	•	1511	1613	1711	1815	1911	2018	2127	2310
Evesham	a	0630	0725	0821	•	0920	1021	1121	1227	1323	•	1519	1621	1719	1823	1918	2026	2135	2319
Evesham	d	0631	0726	0826	•	0922	1025	1125	1228	1326	•	1528	1622	1725	1828	1928	2028	2136	•
Honeybourne	d	0638	0733	0833	•	0930	1032	1132	1236	1333	•	1535	1629	1732	1835	1935	2035	2143	•
Moreton-in-Marsh	a	0650	0745	0845	•	0941	1044	1144	1247	1345	•	1547	1641	1744	1847	1946	2047	2155	•
Moreton-in-Marsh	d	0651	0746	0846	•	0942	1045	1145	1248	1346	1450	1548	1642	1745	1848	1947	2048	2156	•
Kingham	a	0659	0754	0854	•	0951	1053	1153	1257	1354	1459	1556	1650	1753	1856	1955	2056	2204	•
Shipton	d	•	0800	•	•	0956	•	•	•	1400	•	•	1656	•	•	•	•	•	•
Ascott-under-Wychwood	d	•	•	•	•	•	•	•	•	•	•	•	•	•	•	•	•	•	•
Charlbury	d	0710	0808	0905	•	1004	1104	1204	1307	1408	1509	1607	1704	1804	1907	2004	2108	2215	•
Finstock	d	•	•	•	•	•	•	•	•	•	•	•	•	•	•	•	•	•	•
Combe	d	•	•	•	•	•	•	•	•	•	•	•	•	•	•	•	•	•	•
Hanborough	d	0718	0816	0913	•	1012	1112	1212	1315	1416	1517	1615	1712	1812	1915	2012	2116	2223	•
Oxford	a	0728	0827	0924	•	1026	1122	1225	1325	1427	1528	1627	1722	1822	1925	2021	2127	2234	•
Didcot Parkway	a	0751	0851	0951	1022	1051	1153	1237	1353	1452	1551	1651	1751	1851	1952	2051	2141	2249	•
Reading	a	0754	0853	0952	1037	1056	1154	1254	1352	1453	1554	1654	1754	1854	1954	2051	2156	2306	•
Slough	a	0808	0910	1006	•	1110	1208	1310	1407	1508	1608	1708	1810	1908	2008	2106	2211	2331	•
London Paddington	a	0827	0928	1024	1107	1129	1226	1328	1426	1526	1626	1726	1829	1926	2027	2125	2229	2351	•



Notes		■	■	■	■	■	■	■	■	■	■	■	■	■	■	■	■	■	■
Hereford	d	•	•	1005	1202	1332	1432	•	1634	•	1838	•	2003	•	•	•	•	•	•
Ledbury	d	•	•	1022	1218	1351	1451	•	1651	•	1857	•	2019	•	•	•	•	•	•
Colwall	d	•	•	1029	1225	1358	1458	•	1700	•	1904	•	2026	•	•	•	•	•	•
Great Malvern	d	•	0920	1113	1320	1407	1509	1532	1705	•	1912	2014	2031	•	•	•	•	•	•
Malvern Link	d	•	0924	1117	1323	1411	1513	1535	1709	•	1916	2017	2034	•	•	•	•	•	•
Worcester Foregate St	d	0829	0934	1128	1332	1422	1524	1627	1724	1826	1930	2028	2118	•	•	•	•	•	•
Worcester Shrub Hill	a	0832	0937	1131	1335	1425	1527	1630	1727	1829	1933	2031	2120	•	•	•	•	•	•
Worcester Shrub Hill	d	0837	0938	1132	1337	1428	1528	1631	1728	1830	1935	2032	2131	•	•	•	•	•	•
Pershore	d	0846	0947	1141	1345	1439	1537	1641	1737	1840	1944	2041	2140	•	•	•	•	•	•
Evesham	a	0853	0955	1148	1353	1446	1546	1646	1747	1847	1950	2049	2148	•	•	•	•	•	•
Evesham	d	0853	0955	1155	1355	1455	1550	1655	1755	1855	1955	2054	2148	•	•	•	•	•	•
Honeybourne	d	0900	1002	1201	1402	•	1556	1702	1802	1902	2002	2101	2156	•	•	•	•	•	•
Moreton-in-Marsh	a	0912	1014	1213	1414	1510	1607	1714	1814	1914	2014	2113	2207	•	•	•	•	•	•
Moreton-in-Marsh	d	0913	1014	1214	1414	1511	1608	1714	1816	1914	2014	2114	2207	•	•	•	•	•	•
Kingham	d	0921	1022	1222	1422	1519	1616	1722	1822	1922	2022	2122	2215	•	•	•	•	•	•
Shipton	d	•	•	•	•	•	•	•	•	•	•	•	•	•	•	•	•	•	•
Ascott-under-Wychwood	d	•	•	•	•	•	•	•	•	•	•	•	•	•	•	•	•	•	•
Charlbury	d	0932	1032	1232	1432	1529	1626	1732	1836	1932	2032	2133	2225	•	•	•	•	•	•
Finstock	d	•	•	•	•	•	•	•	•	•	•	•	•	•	•	•	•	•	•
Combe	d	•	•	•	•	•	•	•	•	•	•	•	•	•	•	•	•	•	•
Hanborough	d	0940	1040	1240	1440	1536	1636	1740	•	1940	2040	2141	2233	•	•	•	•	•	•
Oxford	a	0952	1051	1252	1449	1549	1649	1754	1851	1952	2051	2152	2242	•	•	•	•	•	•
Didcot Parkway	a	1007	1105	1312	1512	1612	1712	1812	1907	2007	2107	2204	2256	•	•	•	•	•	•
Reading	a	1021	1123	1327	1527	1627	1727	1827	1927	2025	2127	2220	2313	•	•	•	•	•	•
Maidenhead	a	•	•	•	•	•	•	•	•	•	•	2138	•	•	•	•	•	•	•
Slough	a	1038	1138	1343	1543	1643	1743	1843	1943	2041	2145	2238	2331	•	•	•	•	•	•
London Paddington	a	1105	1205	1410	1610	1710	1810	1910	2010	2108	2212	2309	2351	•	•	•	•	•	•

Weekend timetables

Train times are often changed at weekends to enable maintenance work to be carried out. The times shown in this timetable are a guide to our services, and you should confirm your train times online at GWR.com prior to travelling.

Travelling to Birmingham?

Connecting services are available from both Worcester Shrub Hill and Foregate Street stations to Birmingham New Street (via Bromsgrove) and Birmingham Snow Hill / Moor Street (via Kidderminster). The journey time is approximately one hour. These services are operated by West Midlands Trains. For more details please consult their publicity.



Great Western Railway

Timetable

1 January to 18 May 2019

B3

Bristol to Cardiff, Gloucester, Cheltenham Spa, Worcester and the Malverns



General Information

This timetable shows the full service from Bristol to Cardiff, Gloucester, Cheltenham Spa, Worcester and the Malverns.

Contents	Page
Great Malvern, Cheltenham Spa, Gloucester and Cardiff to Bristol	1
Bristol to Cardiff, Gloucester, Cheltenham Spa and Great Malvern	22
Ashchurch for Tewkesbury and Cheltenham Spa to Gloucester	43
Gloucester to Cheltenham Spa and Ashchurch for Tewkesbury	46

Amendments to published times

Public Holidays and rail improvement works may affect services in this timetable, especially at weekends. For the latest timetable information, please visit our website or download our smartphone app. All information correct at time of publication.

Want to bring your bike?

Bike reservations are compulsory on many of our services. Space is limited on board, and so we operate a strict first-come, first-served policy. Book a space at your nearest staffed station, through our Customer Support team, or when you buy your ticket online at **GWR.com**

Short platforms

Some stations on our network have short platforms. In some cases you can only join or leave the train from certain carriages. Please listen for announcements.

PlusBus

Buy an add-on ticket giving you discounted bus travel to and from many of our stations. Visit **plusbus.info** for more details.

Free Wi-Fi is available on most of our trains.

Bristol Airport connections

A frequent express bus service runs between Bristol Temple Meads and Bristol International Airport, with a journey time of approximately 30 minutes. Please visit **flyer.bristolairport.co.uk** for more details. Through tickets are available.

MONDAYS TO FRIDAYS

GREAT MALVERN, CHELTENHAM SPA,
GLOUCESTER AND CARDIFF TO BRISTOL

Operator Notes Facilities		GW MX	GW A	GW	GW	GW	GW	GW	GW
		■ □							◇ □
Great Malvern →	d
Malvern Link	d
Worcester Foregate St → ⑦	d
Worcester Shrub Hill → ⑦	d	.	.	0528
Ashchurch for Tewkesbury	d	.	.	0544
Cheltenham Spa →	d	.	.	0554
Gloucester → ⑦	a	.	.	0603
Gloucester → ⑦	d	.	0517	0616	.
Cam & Dursley	d	0632	.
Yate	d	0645	.
Cardiff Central → ⑦	d	2327p	0630
Newport →	d	2345p	0644
Severn Tunnel Junction	d	0003	0655
Patchway	d	0016	0708
Bristol Parkway → ⑦	a	0654	.
Bristol Parkway → ⑦	d	.	.	.	0624	.	.	0657	.
Filton Abbey Wood	d	0020	.	.	0628	.	.	0701	0712
Severn Beach	d	0600	.	.	.
Avonmouth	d	0612	0629	.	.
Clifton Down	d	0625	0643	.	.
Stapleton Road	d	0025	.	.	.	0636	0653	0706	.
Lawrence Hill	d	0027	.	.	.	0638	0655	0708	.
Bristol Temple Meads → ⑩	a	0033	.	.	0636	0642	0658	0713	0720
Weston-super-Mare →	a	.	.	.	0702	.	.	0747	.
Taunton →	a	.	.	.	0738	.	.	0823	.
Keynsham	a
Oldfield Park	a
Bath Spa → ⑦	a	0736
Westbury	a	.	0653	0804
Train continues to			SOU	PAD	PNZ				PMH

Operator Notes Facilities		GW	XC	GW	GW	GW	XC	GW	GW
		■ □ □							
Great Malvern →	d
Malvern Link	d
Worcester Foregate St → ⑦	d
Worcester Shrub Hill → ⑦	d	0649	.	.	.
Ashchurch for Tewkesbury	d	0705	.	.	.
Cheltenham Spa →	d	0624	.	.	.	0716	0723	.	.
Gloucester → ⑦	a	0634	.	.	.	0726	.	.	.
Gloucester → ⑦	d	0642	.	.	0705	0741	.	.	.
Cam & Dursley	d	0657	.	.	0723	└	.	.	.
Yate	d	0712	.	.	0738
Cardiff Central → ⑦	d	.	0700	0730	.
Newport →	d	.	0714	0744	.
Severn Tunnel Junction	d	.	0725	0756	.
Patchway	d	.	0737
Bristol Parkway → ⑦	a	0722	0808c	.	0748	.	0754	.	.
Bristol Parkway → ⑦	d	0724	.	.	0749	.	0755	.	0812
Filton Abbey Wood	d	0728	0741	.	0753	.	.	0811	0816
Severn Beach	d	.	.	0716
Avonmouth	d	.	.	0726
Clifton Down	d	.	.	0740
Stapleton Road	d	0733	.	0752
Lawrence Hill	d	0735	.	0754
Bristol Temple Meads → ⑩	a	0740	0751	0758	0800	.	0806	0817	0823
Weston-super-Mare →	a	0859
Taunton →	a	0842	.	0932e
Keynsham	a	0753	.	.	0818
Oldfield Park	a	0802	.	.	0826
Bath Spa → ⑦	a	0806	.	.	0829	.	.	0835	.
Westbury	a	0836	0901	.
Train continues to			MAN		SWI	WEY	PGN	PMH	

MONDAYS TO FRIDAYS
**GREAT MALVERN, CHELTENHAM SPA,
GLOUCESTER AND CARDIFF TO BRISTOL**

Operator		GW	GW	GW	XC	GW	GW	GW	XC
Notes									
Facilities		■	⏸		■	⏸			■
Great Malvern	d	*	*	*	*	*	*	*	*
Malvern Link	d	*	*	*	*	*	*	*	*
Worcester Foregate St	⑦ d	*	*	*	*	*	*	*	*
Worcester Shrub Hill	⑦ d	*	0708	*	*	*	*	*	*
Ashchurch for Tewkesbury	d	*	*	*	*	*	*	*	*
Cheltenham Spa	d	*	0731	*	0752	*	*	*	0825
Gloucester	⑦ a	*	0740	←	*	*	*	*	*
Gloucester	⑦ d	*	*	0741	*	*	*	*	*
Cam & Dursley	d	*	*	0756	*	*	*	*	*
Yate	d	*	*	0810	*	*	*	*	*
Cardiff Central	⑦ d	*	*	*	*	0800	*	*	*
Newport	d	*	*	*	*	0815	*	*	*
Severn Tunnel Junction	d	*	*	*	*	0826	*	*	*
Patchway	d	*	*	*	*	0839	*	*	*
Bristol Parkway	⑦ a	*	*	0820	0826	*	*	*	0854
Bristol Parkway	⑦ d	*	*	0820	0828	*	0845	*	0857
Filton Abbey Wood	d	*	*	0823	*	0843	0849	*	*
Severn Beach	d	0751	*	*	*	*	*	*	*
Avonmouth	d	0801	*	*	*	*	*	0836	*
Clifton Down	d	0816	*	*	*	*	*	0849	*
Stapleton Road	d	0826	*	*	*	*	0853	0901	*
Lawrence Hill	d	0828	*	*	*	*	0855	0904	*
Bristol Temple Meads	⑩ a	0832	*	0835	0840	0851	0900	0908	0911
Weston-super-Mare	a	*	*	*	*	0923	*	*	*
Taunton	a	*	*	*	0914	1001	*	*	*
Keynsham	a	*	*	0847	*	*	0913	*	*
Oldfield Park	a	*	*	0855	*	*	0921	*	*
Bath Spa	⑦ a	*	*	0858	*	*	0924	*	*
Westbury	a	*	*	0928	*	*	0951	*	*
Train continues to			PAD	WEY	PLY	PGN			

Operator		GW	GW	GW	XC	GW	GW	GW	XC
Notes									
Facilities		◇	⏸		■	⏸			■
Great Malvern	d	*	*	*	*	*	*	*	*
Malvern Link	d	*	*	*	*	*	*	*	*
Worcester Foregate St	⑦ d	*	*	*	*	*	*	*	*
Worcester Shrub Hill	⑦ d	*	*	*	*	*	*	*	*
Ashchurch for Tewkesbury	d	*	*	*	*	*	*	*	*
Cheltenham Spa	d	*	*	*	0852	*	*	*	0926
Gloucester	⑦ a	*	*	*	*	*	*	*	*
Gloucester	⑦ d	*	*	0841	*	*	*	*	*
Cam & Dursley	d	*	*	0856	*	*	*	*	*
Yate	d	*	*	0910	*	*	*	*	*
Cardiff Central	⑦ d	0830	*	*	*	*	0900	*	*
Newport	d	0844	*	*	*	*	0915	*	*
Severn Tunnel Junction	d	0855	*	*	*	*	0926	*	*
Patchway	d	*	*	*	*	*	0939	*	*
Bristol Parkway	⑦ a	*	*	0919	0925	*	*	*	0955
Bristol Parkway	⑦ d	*	0912	0919	0927	*	*	0941	0957
Filton Abbey Wood	d	0909	0916	0923	*	*	0943	0948	*
Severn Beach	d	*	*	*	*	*	*	*	*
Avonmouth	d	*	*	*	*	0915	*	*	*
Clifton Down	d	*	*	*	*	0928	*	*	*
Stapleton Road	d	*	*	0928	*	0939	*	0952	*
Lawrence Hill	d	*	*	0930	*	0941	*	*	*
Bristol Temple Meads	⑩ a	0919	0924	0935	0939	0947	0954	1001	1008
Weston-super-Mare	a	*	1001	*	*	*	1022	*	*
Taunton	a	*	*	*	1015	*	1059	*	*
Keynsham	a	*	*	0953	*	*	*	*	*
Oldfield Park	a	*	*	1000	*	*	*	*	*
Bath Spa	⑦ a	0934	*	1003	*	*	*	*	*
Westbury	a	1001	*	1034	*	*	*	*	*
Train continues to		PMH		WEY	PLY		PNZ		

MONDAYS TO FRIDAYS

**GREAT MALVERN, CHELTENHAM SPA,
GLOUCESTER AND CARDIFF TO BRISTOL**

Operator Notes		GW	GW	GW	GW	XC	GW	GW	XC
Facilities		◇	◇			■	◇		■
Great Malvern	d	.	.	.	0850
Malvern Link	d	.	.	.	0853
Worcester Foregate St	⑦ d	.	.	.	0903
Worcester Shrub Hill	⑦ d	.	.	.	0906
Ashchurch for Tewkesbury	d	.	.	.	0927
Cheltenham Spa	d	.	.	.	0936	1000	.	.	1026
Gloucester	⑦ a	.	.	.	0946
Gloucester	⑦ d	.	.	.	0947
Cam & Dursley	d	.	.	.	1002
Yate	d	.	.	.	1015
Cardiff Central	⑦ d	0930	1000	.	.
Newport	d	0944	1015	.	.
Severn Tunnel Junction	d	0955	1026	.	.
Patchway	d	1039	.	.
Bristol Parkway	⑦ a	.	.	.	1024	1030	.	.	1056
Bristol Parkway	⑦ d	.	1012	.	1024	1032	.	.	1058
Filton Abbey Wood	d	1009	1016	.	1028	.	1042	.	.
Severn Beach	d	.	.	0956
Avonmouth	d	.	.	1004	.	.	.	1034	.
Clifton Down	d	.	.	1016	.	.	.	1049	.
Stapleton Road	d	.	.	1025	1034	.	.	1101	.
Lawrence Hill	d	.	.	.	1036	.	.	1103	.
Bristol Temple Meads	⑩ a	1019	1024	1032	1041	1042	1052	1108	1110
Weston-super-Mare	a	.	1100	.	.	.	1121	.	1132
Taunton	a	1116	1155	.	1158
Keynsham	a	.	.	.	1054
Oldfield Park	a	.	.	.	1101
Bath Spa	⑦ a	1034	.	.	1104
Westbury	a	1100	.	.	1135
Train continues to		PMH				PLY			PGN

Operator Notes		GW	GW	GW	XC	GW	GW	XC	GW
Facilities		◇	◇		■	◇		■	◇
Great Malvern	d
Malvern Link	d
Worcester Foregate St	⑦ d
Worcester Shrub Hill	⑦ d
Ashchurch for Tewkesbury	d
Cheltenham Spa	d	.	.	.	1100	.	.	1126	.
Gloucester	⑦ a
Gloucester	⑦ d	.	.	1041
Cam & Dursley	d	.	.	1056
Yate	d	.	.	1109
Cardiff Central	⑦ d	1030	1100	.	1130
Newport	d	1045	1115	.	1144
Severn Tunnel Junction	d	1126	.	.
Patchway	d	1139	.	.
Bristol Parkway	⑦ a	.	.	1118	1131	.	.	1155	.
Bristol Parkway	⑦ d	.	1112	1119	1132	.	.	1156	.
Filton Abbey Wood	d	1110	1116	1122	.	.	1142	.	1209
Severn Beach	d
Avonmouth	d	1115	.	.	.
Clifton Down	d	1130	.	.	.
Stapleton Road	d	.	.	1128	.	1140	.	.	.
Lawrence Hill	d	.	.	1130	.	1142	.	.	.
Bristol Temple Meads	⑩ a	1119	1124	1134	1141	1149	1151	1205	1218
Weston-super-Mare	a	.	1200	.	.	.	1220	.	.
Taunton	a	.	.	.	1214	.	1253	.	.
Keynsham	a	.	.	1155
Oldfield Park	a	.	.	1203
Bath Spa	⑦ a	1134	.	1206	1234
Westbury	a	1200	.	1236	1300
Train continues to		PMH		WEY	PLY				PMH

MONDAYS TO FRIDAYS

**GREAT MALVERN, CHELTENHAM SPA,
GLOUCESTER AND CARDIFF TO BRISTOL**

Operator Notes		GW	GW	GW	XC	GW	GW	XC	GW
Facilities				■	■			■	◇
Great Malvern	d	*	*	1048	*	*	*	*	*
Malvern Link	d	*	*	1051	*	*	*	*	*
Worcester Foregate St	⑦ d	*	*	1103	*	*	*	*	*
Worcester Shrub Hill	⑦ d	*	*	1106	*	*	*	*	*
Ashchurch for Tewkesbury	d	*	*	1124	*	*	*	*	*
Cheltenham Spa	d	*	*	1133	1159	*	*	1226	*
Gloucester	⑦ a	*	*	1144	*	*	*	*	*
Gloucester	⑦ d	*	*	1147	*	*	*	*	*
Cam & Dursley	d	*	*	1200	*	*	*	*	*
Yate	d	*	*	1214	*	*	*	*	*
Cardiff Central	⑦ d	*	*	*	*	1200	*	*	1230
Newport	d	*	*	*	*	1215	*	*	1244
Sewern Tunnel Junction	d	*	*	*	*	1226	*	*	*
Patchway	d	*	*	*	*	1239	*	*	*
Bristol Parkway	⑦ a	*	*	1223	1228	*	*	1256	*
Bristol Parkway	⑦ d	1212	*	1223	1230	*	*	1259	*
Filton Abbey Wood	d	1216	*	1226	*	1242	*	*	1309
Severn Beach	d	*	1154	*	*	*	*	*	*
Avonmouth	d	*	1204	*	*	*	1234	*	*
Clifton Down	d	*	1216	*	*	*	1248	*	*
Stapleton Road	d	*	1225	*	*	*	1301	*	*
Lawrence Hill	d	*	*	*	*	*	1303	*	*
Bristol Temple Meads	⑩ a	1224	1232	1235	1242	1251	1306	1310	1319
Weston-super-Mare	a	1300	*	*	*	1321	*	*	*
Taunton	a	*	*	*	1316	1355	*	*	*
Keynsham	a	*	*	*	*	*	*	*	*
Oldfield Park	a	*	*	*	*	*	*	*	*
Bath Spa	⑦ a	*	*	1251	*	*	*	*	1334
Westbury	a	*	*	1325	*	*	*	*	1400
Train continues to				BTN	PLY				PMH

Operator Notes		GW	GW	XC	GW	GW	XC	GW	GW
Facilities				■	■		■	◇	◇
Great Malvern	d	*	*	*	*	*	*	*	*
Malvern Link	d	*	*	*	*	*	*	*	*
Worcester Foregate St	⑦ d	*	*	*	*	*	*	*	*
Worcester Shrub Hill	⑦ d	*	*	*	*	*	*	*	*
Ashchurch for Tewkesbury	d	*	*	*	*	*	*	*	*
Cheltenham Spa	d	*	*	1302	*	*	1326	*	*
Gloucester	⑦ a	*	*	*	*	*	*	*	*
Gloucester	⑦ d	*	1242	*	*	*	*	*	*
Cam & Dursley	d	*	1256	*	*	*	*	*	*
Yate	d	*	1310	*	*	*	*	*	*
Cardiff Central	⑦ d	*	*	*	*	1300	*	1330	*
Newport	d	*	*	*	*	1316	*	1344	*
Sewern Tunnel Junction	d	*	*	*	*	1327	*	*	*
Patchway	d	*	*	*	*	1340	*	*	*
Bristol Parkway	⑦ a	*	1318	1330	*	*	1356	*	*
Bristol Parkway	⑦ d	1312	1319	1331	*	*	1358	*	1412
Filton Abbey Wood	d	1316	1323	*	*	1343	*	1409	1416
Severn Beach	d	*	*	*	*	*	*	*	*
Avonmouth	d	*	*	*	1315	*	*	*	*
Clifton Down	d	*	*	*	1330	*	*	*	*
Stapleton Road	d	*	1330	*	1342	*	*	*	*
Lawrence Hill	d	*	1332	*	1344	*	*	*	*
Bristol Temple Meads	⑩ a	1324	1336	1341	1350	1352	1408	1418	1424
Weston-super-Mare	a	1400	*	*	*	1425	*	*	1500
Taunton	a	*	*	1415	*	1458	*	*	*
Keynsham	a	*	1355	*	*	*	*	*	*
Oldfield Park	a	*	1403	*	*	*	*	*	*
Bath Spa	⑦ a	*	1406	*	*	*	*	1434	*
Westbury	a	*	1436	*	*	*	*	1500	*
Train continues to			FRO	PLY		EXD		PMH	

MONDAYS TO FRIDAYS
**GREAT MALVERN, CHELTENHAM SPA,
GLOUCESTER AND CARDIFF TO BRISTOL**

Operator		GW	GW	XC	GW	GW	XC	GW	GW
Notes									
Facilities				■ □			■ □	◇ □	
Great Malvern →	d	•	1251	•	•	•	•	•	•
Malvern Link	d	•	1254	•	•	•	•	•	•
Worcester Foregate St → ⑦	d	•	1303	•	•	•	•	•	•
Worcester Shrub Hill → ⑦	d	•	1306	•	•	•	•	•	•
Ashchurch for Tewkesbury	d	•	1324	•	•	•	•	•	•
Cheltenham Spa →	d	•	1333	1402	•	•	1426	•	•
Gloucester → ⑦	a	•	1343	•	•	•	•	•	•
Gloucester → ⑦	d	•	1346	•	•	•	•	•	•
Cam & Dursley	d	•	1400	•	•	•	•	•	•
Yate	d	•	1414	•	•	•	•	•	•
Cardiff Central → ⑦	d	•	•	•	1400	•	•	1430	•
Newport →	d	•	•	•	1415	•	•	1444	•
Severn Tunnel Junction	d	•	•	•	1426	•	•	•	•
Patchway	d	•	•	•	1439	•	•	•	•
Bristol Parkway → ⑦	a	•	1422	1428	•	•	1456	•	•
Bristol Parkway → ⑦	d	•	1423	1431	•	•	1458	•	1512
Filton Abbey Wood	d	•	1427	•	1442	•	•	1509	1516
Severn Beach	d	1356	•	•	•	•	•	•	•
Avonmouth	d	1404	•	•	•	1434	•	•	•
Clifton Down	d	1416	•	•	•	1448	•	•	•
Stapleton Road	d	1426	1432	•	•	1500	•	•	•
Lawrence Hill	d	•	1434	•	•	1502	•	•	•
Bristol Temple Meads → ⑩	a	1432	1439	1442	1451	1507	1510	1518	1524
Weston-super-Mare →	a	•	•	•	1522	•	•	•	1600
Taunton →	a	•	•	1515	1602e	•	1544	•	•
Keynsham	a	•	1454	•	•	•	•	•	•
Oldfield Park	a	•	1502	•	•	•	•	•	•
Bath Spa → ⑦	a	•	1505	•	•	•	•	1534	•
Westbury	a	•	1535	•	•	•	•	1604	•
Train continues to			WEY	PLY			EXD	PMH	

Operator		GW	XC	GW	GW	GW	XC	GW	GW
Notes									
Facilities				■ □			■ □	◇ □	
Great Malvern →	d	•	•	•	•	•	•	•	•
Malvern Link	d	•	•	•	•	•	•	•	•
Worcester Foregate St → ⑦	d	•	•	•	•	•	•	•	•
Worcester Shrub Hill → ⑦	d	•	•	•	•	•	•	•	•
Ashchurch for Tewkesbury	d	•	•	•	•	•	•	•	•
Cheltenham Spa →	d	•	1500	•	•	•	1526	•	•
Gloucester → ⑦	a	•	•	•	•	•	•	•	•
Gloucester → ⑦	d	1441	•	•	•	•	•	•	•
Cam & Dursley	d	1456	•	•	•	•	•	•	•
Yate	d	1510	•	•	•	•	•	•	•
Cardiff Central → ⑦	d	•	•	•	1500	•	•	1530	•
Newport →	d	•	•	•	1515	•	•	1544	•
Severn Tunnel Junction	d	•	•	•	1526	•	•	•	•
Patchway	d	•	•	•	1539	•	•	•	•
Bristol Parkway → ⑦	a	1520	1529	•	•	•	1556	•	•
Bristol Parkway → ⑦	d	1520	1531	•	•	1554	1558	•	1612
Filton Abbey Wood	d	1523	•	•	1542	1558	•	1609	1616
Severn Beach	d	•	•	•	•	•	•	•	•
Avonmouth	d	•	•	1515	•	•	•	•	•
Clifton Down	d	•	•	1531	•	•	•	•	•
Stapleton Road	d	1529	•	1542	•	•	•	•	•
Lawrence Hill	d	1531	•	1545	•	1604	•	•	•
Bristol Temple Meads → ⑩	a	1538	1541	1551	1551	•	1611	1619	1624
Weston-super-Mare →	a	•	•	•	1625	•	•	•	1700
Taunton →	a	•	1614	•	1658	•	•	•	•
Keynsham	a	1550	•	•	•	1612	•	•	•
Oldfield Park	a	1557	•	•	•	1619	•	•	•
Bath Spa → ⑦	a	1600	•	•	•	1622	•	1634	•
Westbury	a	1631	•	•	•	•	•	1700	•
Train continues to				PLY				PMH	

MONDAYS TO FRIDAYS

**GREAT MALVERN, CHELTENHAM SPA,
GLOUCESTER AND CARDIFF TO BRISTOL**

Operator		GW	GW	XC	GW	GW	GW	XC	GW
Notes									
Facilities				■ CP				■ CP	■ CP
Great Malvern	d	•	1450	•	•	•	•	•	•
Malvern Link	d	•	1453	•	•	•	•	•	•
Worcester Foregate St	⑦ d	•	1503	•	•	•	•	•	•
Worcester Shrub Hill	⑦ d	•	1506	•	•	•	•	•	•
Ashchurch for Tewkesbury	d	•	1524	•	•	•	•	•	•
Cheltenham Spa	d	•	1533	1600	•	•	•	1626	•
Gloucester	⑦ a	•	1543	•	•	•	•	•	•
Gloucester	⑦ d	•	1546	•	•	•	•	•	•
Cam & Dursley	d	•	1600	•	•	•	•	•	•
Yate	d	•	1614	•	•	•	•	•	•
Cardiff Central	⑦ d	•	•	•	1600	•	•	•	1630
Newport	d	•	•	•	1615	•	•	•	1645
Severn Tunnel Junction	d	•	•	•	1626	•	•	•	1656
Patchway	d	•	•	•	1639	•	•	•	•
Bristol Parkway	⑦ a	•	1623	1630	•	•	•	1656	•
Bristol Parkway	⑦ d	•	1624	1631	•	1646	•	1657	•
Filton Abbey Wood	d	•	1627	•	1643	1650	•	•	1711
Severn Beach	d	1554	•	•	•	•	•	•	•
Avonmouth	d	1604	•	•	•	•	1634	•	•
Clifton Down	d	1616	•	•	•	•	1647	•	•
Stapleton Road	d	1626	1633	•	•	1654	1659	•	•
Lawrence Hill	d	•	1635	•	•	1657	1701	•	•
Bristol Temple Meads	⑩ a	1632	1639	1643	1652	1702	1705	1710	1718
Weston-super-Mare	a	•	•	•	1727	•	•	•	•
Taunton	a	•	•	1716	1801e	•	•	1744	•
Keynsham	a	•	1654	•	•	1712	•	•	•
Oldfield Park	a	•	1702	•	•	1720	•	•	•
Bath Spa	⑦ a	•	1705	•	•	1723	•	•	1735
Westbury	a	•	1736	•	•	1752	•	•	1804
Train continues to			WEY	PNZ		WMN		PGN	PMH

Operator		GW	GW	XC	GW	GW	GW	XC	GW
Notes									
Facilities				■ CP				■ CP	■ CP
Great Malvern	d	•	•	•	•	•	•	•	•
Malvern Link	d	•	•	•	•	•	•	•	•
Worcester Foregate St	⑦ d	•	•	•	•	•	•	•	•
Worcester Shrub Hill	⑦ d	•	•	•	•	•	•	•	•
Ashchurch for Tewkesbury	d	•	•	•	•	•	•	•	•
Cheltenham Spa	d	•	•	1651	•	•	•	1726	•
Gloucester	⑦ a	•	•	•	•	•	•	•	•
Gloucester	⑦ d	•	1640	•	•	•	•	•	•
Cam & Dursley	d	•	1656	•	•	•	•	•	•
Yate	d	•	1710	•	•	•	•	•	•
Cardiff Central	⑦ d	•	•	•	•	1700	•	•	1730
Newport	d	•	•	•	•	1715	•	•	1744
Severn Tunnel Junction	d	•	•	•	•	1726	•	•	1755
Patchway	d	•	•	•	•	1739	•	•	•
Bristol Parkway	⑦ a	•	1719	1725	•	•	•	1756	•
Bristol Parkway	⑦ d	1712	1720	1726	•	•	1744	1757	•
Filton Abbey Wood	d	1716	1723	•	•	1743	1749	•	1810
Severn Beach	d	•	•	•	•	•	•	•	•
Avonmouth	d	•	•	•	1714	•	•	•	•
Clifton Down	d	•	•	•	1729	•	•	•	•
Stapleton Road	d	•	1728	•	1741	•	1753	•	•
Lawrence Hill	d	•	1731	•	1744	•	1756	•	•
Bristol Temple Meads	⑩ a	1724	1735	1740	1747	1753	1800	1807	1819
Weston-super-Mare	a	1801	•	•	•	1828	•	•	•
Taunton	a	•	•	1815	•	1903	•	•	•
Keynsham	a	•	1755	•	•	•	1811	•	•
Oldfield Park	a	•	1803	•	•	•	1818	•	•
Bath Spa	⑦ a	•	1806	•	•	•	1821	•	1834
Westbury	a	•	1836	•	•	•	1854	•	1901
Train continues to			WEY	PNZ					PMH

MONDAYS TO FRIDAYS

**GREAT MALVERN, CHELTENHAM SPA,
GLOUCESTER AND CARDIFF TO BRISTOL**

Operator Notes Facilities		GW	GW	GW	GW A	GW	XC	GW	XC
							■ □		■ □
Great Malvern	d	.	.	1648
Malvern Link	d	.	.	1651
Worcester Foregate St	⑦ d	.	.	1702
Worcester Shrub Hill	⑦ d	.	.	1706
Ashchurch for Tewkesbury	d	.	.	1724
Cheltenham Spa	d	.	.	1733	1741	.	1752	.	1825
Gloucester	⑦ a	.	.	1742	1751
Gloucester	⑦ d	.	.	1746	1754
Cam & Dursley	d	.	.	1800
Yate	d	.	.	1814
Cardiff Central	⑦ d	1800	.
Newport	d	1816	.
Severn Tunnel Junction	d	1827	.
Patchway	d	1840	.
Bristol Parkway	⑦ a	.	.	1823	.	.	1828	.	1854
Bristol Parkway	⑦ d	1812	.	1823	.	.	1830	.	1857
Filton Abbey Wood	d	1816	.	1827	.	.	.	1847	.
Severn Beach	d	.	1754
Avonmouth	d	.	1804
Clifton Down	d	.	1816
Stapleton Road	d	1820	1828	1832
Lawrence Hill	d	.	1830	1834
Bristol Temple Meads	⑩ a	1825	1835	1838	.	.	1842	1853	1906
Weston-super-Mare	a	1901	1928	.
Taunton	a	1915	2002	.
Keynsham	a	.	.	1858
Oldfield Park	a	.	.	1906	.	←	.	.	.
Bath Spa	⑦ a	.	.	1909	.	1909	.	.	.
Westbury	a	.	.	←	1931	1939	.	.	.
Train continues to					SOU		PNZ		

Operator Notes Facilities		GW	GW	GW	XC	GW	GW	XC	GW
		◇ □			■ □			■ □	◇
Great Malvern	d
Malvern Link	d
Worcester Foregate St	⑦ d
Worcester Shrub Hill	⑦ d
Ashchurch for Tewkesbury	d
Cheltenham Spa	d	.	.	.	1852	.	.	1925	.
Gloucester	⑦ a	.	.	.	1901
Gloucester	⑦ d	.	.	1842	1908
Cam & Dursley	d	.	.	1856
Yate	d	.	.	1910
Cardiff Central	⑦ d	1830	.	.	.	1900	.	.	1930
Newport	d	1844	.	.	.	1915	.	.	1944
Severn Tunnel Junction	d	1855	.	.	.	1926	.	2036f	.
Patchway	d	1939	.	2025f	.
Bristol Parkway	⑦ a	.	.	1919	1933	.	.	1956	.
Bristol Parkway	⑦ d	.	.	1919	1955	.	.	1957	.
Filton Abbey Wood	d	1910	.	1924	.	1944	.	2021f	2009
Severn Beach	d	.	1845
Avonmouth	d	.	1855	.	.	.	1932	.	.
Clifton Down	d	.	1911	.	.	.	1946	.	.
Stapleton Road	d	.	1922	1928	.	.	1956	.	.
Lawrence Hill	d	.	1925	1930	.	.	1958	.	.
Bristol Temple Meads	⑩ a	1918	1928	1934	1945	1953	2004	2009	2018
Weston-super-Mare	a	2027	.	.	.
Taunton	a	.	.	.	2018	2101	.	.	.
Keynsham	a
Oldfield Park	a
Bath Spa	⑦ a	1935	2034
Westbury	a	2006	2100
Train continues to		PMH			PLY			CDF	PMH

MONDAYS TO FRIDAYS

GREAT MALVERN, CHELTENHAM SPA,
GLOUCESTER AND CARDIFF TO BRISTOL

Operator Notes Facilities		GW	GW	GW	XC	GW FX	GW	GW FO	GW
					■ □	■ □		■ □	
Great Malvern ⇄	d	*	*	1850	*	*	*	*	*
Malvern Link	d	*	*	1853	*	*	*	*	*
Worcester Foregate St ⇄ ⑦	d	*	*	1903	*	*	*	*	*
Worcester Shrub Hill ⇄ ⑦	d	*	*	1907	*	*	*	*	*
Ashchurch for Tewkesbury	d	*	*	1924	*	*	*	*	*
Cheltenham Spa ⇄	d	*	*	1934	1952	*	*	*	2020
Gloucester ⇄ ⑦	a	*	*	1942	*	*	*	*	2029
Gloucester ⇄ ⑦	d	*	*	1945	*	*	*	*	2039
Cam & Dursley	d	*	*	2000	*	*	*	*	└
Yate	d	*	*	2015	*	*	*	*	*
Cardiff Central ⇄ ⑦	d	*	*	*	*	*	2000	*	*
Newport ⇄	d	*	*	*	*	*	2016	*	*
Severn Tunnel Junction	d	*	*	*	*	*	2027	*	*
Patchway	d	*	*	*	*	*	2040	*	*
Bristol Parkway ⇄ ⑦	a	*	*	2026	2030	*	*	*	*
Bristol Parkway ⇄ ⑦	d	2011	*	2027	2032	2037	*	2039	*
Filton Abbey Wood	d	2015	*	2030	*	*	2044	*	*
Severn Beach	d	*	*	*	*	*	*	*	*
Avonmouth	d	*	2003	*	*	*	*	*	*
Clifton Down	d	*	2016	*	*	*	*	*	*
Stapleton Road	d	2020	2028	*	*	*	*	*	*
Lawrence Hill	d	2022	2030	*	*	*	*	*	*
Bristol Temple Meads ⇄ ⑩	a	2027	2034	2038	2042	2047	2053	2059	*
Weston-super-Mare ⇄	a	*	*	*	*	*	2127	*	*
Taunton ⇄	a	*	*	*	2118	*	2210e	*	*
Keynsham	a	*	*	*	*	*	*	*	*
Oldfield Park	a	*	*	*	*	*	*	*	*
Bath Spa ⇄ ⑦	a	*	*	*	*	*	*	*	*
Westbury	a	*	*	*	*	*	*	*	*
Train continues to					PLY				

Operator Notes Facilities		XC	GW	GW	XC	GW	GW	GW	XC
		■ □	◇		■ □			■	■
Great Malvern ⇄	d	*	*	*	*	*	*	*	*
Malvern Link	d	*	*	*	*	*	*	*	*
Worcester Foregate St ⇄ ⑦	d	*	*	*	*	*	*	*	*
Worcester Shrub Hill ⇄ ⑦	d	*	*	*	*	*	*	*	*
Ashchurch for Tewkesbury	d	*	*	*	*	*	*	*	*
Cheltenham Spa ⇄	d	2026	*	*	2054	*	*	2120	2126
Gloucester ⇄ ⑦	a	*	*	└	*	*	*	2129	*
Gloucester ⇄ ⑦	d	*	*	2039	*	*	*	2135	*
Cam & Dursley	d	*	*	2054	*	*	*	└	*
Yate	d	*	*	2109	*	*	*	*	*
Cardiff Central ⇄ ⑦	d	*	2030	*	*	2100	*	*	*
Newport ⇄	d	*	2044	*	*	2115	*	*	*
Severn Tunnel Junction	d	*	*	*	*	2126	*	*	*
Patchway	d	*	*	*	*	2139	*	*	*
Bristol Parkway ⇄ ⑦	a	2055	*	2117	2125	*	*	*	2201
Bristol Parkway ⇄ ⑦	d	2056	*	2119	2126	*	*	*	2203
Filton Abbey Wood	d	*	2108	2123	*	2143	*	*	*
Severn Beach	d	*	*	*	*	*	2129	*	*
Avonmouth	d	*	*	*	*	*	2139	*	*
Clifton Down	d	*	*	*	*	*	2152	*	*
Stapleton Road	d	*	*	*	*	*	2202	*	*
Lawrence Hill	d	*	*	*	*	*	2204	*	*
Bristol Temple Meads ⇄ ⑩	a	2105	2117	2131	2136	2151	2207	*	2214
Weston-super-Mare ⇄	a	*	*	*	*	*	*	*	*
Taunton ⇄	a	2143	*	*	2215	*	*	*	*
Keynsham	a	*	*	*	*	*	*	*	*
Oldfield Park	a	*	*	*	*	*	*	*	*
Bath Spa ⇄ ⑦	a	*	2136	*	*	*	*	*	*
Westbury	a	*	2203	*	*	*	*	*	*
Train continues to		PLY	PMH		PLY				

MONDAYS TO FRIDAYS

GREAT MALVERN, CHELTENHAM SPA,
GLOUCESTER AND CARDIFF TO BRISTOL

Operator Notes		GW	GW	XC	GW	GW FO	GW FX	GW	GW FO
Facilities			■	■					
Great Malvern	d	2136	.
Malvern Link	d	2139	.
Worcester Foregate St	⑦ d	2149	.
Worcester Shrub Hill	⑦ d	2152	.
Ashchurch for Tewkesbury	d	2208	.
Cheltenham Spa	d	.	.	2152	.	.	.	2218	.
Gloucester	⑦ a	.	←	2202	.	.	.	2228	.
Gloucester	⑦ d	.	2135	2206	.	.	.	2231	.
Cam & Dursley	d	.	2149	2245	.
Yate	d	.	2201	2259	.
Cardiff Central	⑦ d	2130	.	.	.	2204	2204	.	2236
Newport	d	2145	.	.	.	2218	2220	.	2251
Severn Tunnel Junction	d	2156	.	.	.	2228	2237	.	2302
Patchway	d	2241	2250	.	.
Bristol Parkway	⑦ a	.	2210	2233	.	.	.	2308	.
Bristol Parkway	⑦ d	.	2211	2234	.	.	.	2308	.
Filton Abbey Wood	d	2211	2216	.	.	2245	2254	.	2317
Severn Beach	d
Avonmouth	d	.	.	.	2219
Clifton Down	d	.	.	.	2232
Stapleton Road	d	.	.	.	2244	2251	2300	.	.
Lawrence Hill	d	.	.	.	2247	2254	2303	.	.
Bristol Temple Meads	⑩ a	2221	2223	2243	2253	2259	2307	2318	2326
Weston-super-Mare	a
Taunton	a
Keynsham	a
Oldfield Park	a
Bath Spa	⑦ a
Westbury	a

Train continues to

Operator Notes		GW FX	XC	GW	GW	GW	WM FO
Facilities			■				
Great Malvern	d
Malvern Link	d
Worcester Foregate St	⑦ d
Worcester Shrub Hill	⑦ d	.	.	.	2228	.	2346
Ashchurch for Tewkesbury	d	.	.	.	2251	.	2359
Cheltenham Spa	d	.	2252	.	2305	.	0008
Gloucester	⑦ a	.	.	.	2317	.	0019
Gloucester	⑦ d
Cam & Dursley	d
Yate	d
Cardiff Central	⑦ d	2236	.	.	.	2327	.
Newport	d	2254	.	.	.	2345	.
Severn Tunnel Junction	d	2311	.	.	.	0003	.
Patchway	d	0016	.
Bristol Parkway	⑦ a	.	2321
Bristol Parkway	⑦ d	.	2323
Filton Abbey Wood	d	2326	.	.	.	0020	.
Severn Beach	d	.	.	2308	.	.	.
Avonmouth	d	.	.	2318	.	.	.
Clifton Down	d	.	.	2338	.	.	.
Stapleton Road	d	.	.	2348	.	0025	.
Lawrence Hill	d	.	.	2350	.	0027	.
Bristol Temple Meads	⑩ a	2334	2340	2354	.	0033	.
Weston-super-Mare	a
Taunton	a
Keynsham	a
Oldfield Park	a
Bath Spa	⑦ a
Westbury	a

Train continues to

SATURDAYS

GREAT MALVERN, CHELTENHAM SPA,
GLOUCESTER AND CARDIFF TO BRISTOL

Operator		GW	WM	GW	GW	GW	GW	GW	XC
Notes									
Facilities				■ CP			◇		■
Great Malvern	d
Malvern Link	d
Worcester Foregate St	⑦ d
Worcester Shrub Hill	⑦ d	.	2346p
Ashchurch for Tewkesbury	d	.	2359p
Cheltenham Spa	d	.	0008
Gloucester	⑦ a	.	0019
Gloucester	⑦ d	0621	.	.	.
Cam & Dursley	d	0636	.	.	.
Yate	d	0651	.	.	.
Cardiff Central	⑦ d	2327p	.	0455	.	.	0630	.	0700
Newport	d	2345p	.	0509	.	.	0644	.	0715
Severn Tunnel Junction	d	0003	0655	.	0725
Pilning	d
Patchway	d	0016	0737
Bristol Parkway	⑦ a	.	.	0536	.	0700	.	.	0808c
Bristol Parkway	⑦ d	.	.	0542	.	0701	.	.	.
Filton Abbey Wood	d	0020	.	.	.	0704	0710	.	0741
Severn Beach	d
Avonmouth	d	.	.	.	0634	.	.	0716	.
Clifton Down	d	.	.	.	0646	.	.	0731	.
Stapleton Road	d	0025	.	.	0655	.	.	0740	.
Lawrence Hill	d	0027	.	.	0657	.	.	0742	.
Bristol Temple Meads	⑩ a	0033	.	0553	0705	0712	0718	0749	0752
Weston-super-Mare	a	0750	.	.	.
Taunton	a	0823	.	.	.
Keynsham	a
Oldfield Park	a
Bath Spa	⑦ a	.	.	0611	.	.	0734	.	.
Westbury	a	0801	.	.
Train continues to				PAD			PMH		MAN
Operator		GW	GW	XC	GW	GW	GW	GW	XC
Notes									
Facilities				■ CP	◇				■ CP
Great Malvern	d
Malvern Link	d
Worcester Foregate St	⑦ d
Worcester Shrub Hill	⑦ d	.	0649
Ashchurch for Tewkesbury	d	.	0705
Cheltenham Spa	d	0648	0716	0725	0752
Gloucester	⑦ a	0658	0725	←	.
Gloucester	⑦ d	0702	0741	0741	.
Cam & Dursley	d	0716	←	0756	.
Yate	d	0730	0810	.
Cardiff Central	⑦ d	.	.	.	0730
Newport	d	.	.	.	0744
Severn Tunnel Junction	d	.	.	.	0755
Pilning	d
Patchway	d
Bristol Parkway	⑦ a	0739	.	0753	.	.	.	0819	0824
Bristol Parkway	⑦ d	0743	.	0755	.	0811	.	0820	0826
Filton Abbey Wood	d	0746	.	.	0810	0815	.	0823	.
Severn Beach	d	0754	.	.
Avonmouth	d	0804	.	.
Clifton Down	d	0816	.	.
Stapleton Road	d	0825	.	.
Lawrence Hill	d	0827	.	.
Bristol Temple Meads	⑩ a	0755	.	0805	0818	0823	0832	0833	0838
Weston-super-Mare	a	0824	.	.	.	0859	.	.	.
Taunton	a	.	.	0842	0915
Keynsham	a	0845	.
Oldfield Park	a	0853	.
Bath Spa	⑦ a	.	.	.	0834	.	.	0855	.
Westbury	a	.	.	.	0901	.	.	0926	.
Train continues to			WEY	PGN	PMH			WEY	PLY

SATURDAYS

GREAT MALVERN, CHELTENHAM SPA,
GLOUCESTER AND CARDIFF TO BRISTOL

Operator		GW	GW	XC	GW	GW	GW	XC	GW
Notes									
Facilities		■	□	◆				■	□
Great Malvern	d	*	*	*	*	*	*	*	*
Malvern Link	d	*	*	*	*	*	*	*	*
Worcester Foregate St	⑦ d	*	*	*	*	*	*	*	*
Worcester Shrub Hill	⑦ d	*	*	*	*	*	*	*	*
Ashchurch for Tewkesbury	d	*	*	*	*	*	*	*	*
Cheltenham Spa	d	*	*	0825	*	*	*	0852	*
Gloucester	⑦ a	*	*	*	*	*	*	*	*
Gloucester	⑦ d	*	*	*	*	*	0841	*	*
Cam & Dursley	d	*	*	*	*	*	0856	*	*
Yate	d	*	*	*	*	*	0910	*	*
Cardiff Central	⑦ d	0800	*	*	0830	*	*	*	*
Newport	d	0815	*	*	0844	*	*	*	*
Severn Tunnel Junction	d	0826	*	*	0855	*	*	*	*
Pilning	d	0834	*	*	*	*	*	*	*
Patchway	d	0841	*	*	*	*	*	*	*
Bristol Parkway	⑦ a	*	*	0854	*	*	0918	0924	*
Bristol Parkway	⑦ d	*	*	0856	*	0912	0919	0926	*
Filton Abbey Wood	d	0846	*	*	0910	0916	0922	*	*
Severn Beach	d	*	*	*	*	*	*	*	*
Avonmouth	d	*	0835	*	*	*	*	*	0916
Clifton Down	d	*	0847	*	*	*	*	*	0930
Stapleton Road	d	*	0856	*	*	*	0926	*	0939
Lawrence Hill	d	*	0858	*	*	*	0928	*	0941
Bristol Temple Meads	⑩ a	0854	0906	0906	0918	0924	0935	0939	0948
Weston-super-Mare	a	0925	*	*	*	1000	*	*	*
Taunton	a	1005	*	*	*	*	*	1016	*
Keynsham	a	*	*	*	*	*	0955	*	*
Oldfield Park	a	*	*	*	*	*	1003	*	*
Bath Spa	⑦ a	*	*	*	0934	*	1005	*	*
Westbury	a	*	*	*	1000	*	1036	*	*
Train continues to					PMH		WEY	PLY	
Operator		GW	GW	XC	GW	GW	GW	GW	XC
Notes									
Facilities		■	□	■	◆	□		■	□
Great Malvern	d	*	*	*	*	*	*	*	*
Malvern Link	d	*	*	*	*	*	*	*	*
Worcester Foregate St	⑦ d	*	*	*	*	*	*	*	*
Worcester Shrub Hill	⑦ d	0837	*	*	*	*	*	0910	*
Ashchurch for Tewkesbury	d	*	*	*	*	*	*	0927	*
Cheltenham Spa	d	0900	*	0925	*	*	*	0936	0952
Gloucester	⑦ a	0909	*	*	*	*	*	0945	*
Gloucester	⑦ d	*	*	*	*	*	*	0948	*
Cam & Dursley	d	*	*	*	*	*	*	1001	*
Yate	d	*	*	*	*	*	*	1014	*
Cardiff Central	⑦ d	*	0900	*	0930	*	*	*	*
Newport	d	*	0915	*	0944	*	*	*	*
Severn Tunnel Junction	d	*	0926	*	0955	*	*	*	*
Pilning	d	*	*	*	*	*	*	*	*
Patchway	d	*	0939	*	*	*	*	*	*
Bristol Parkway	⑦ a	*	*	0953	*	*	*	1023	1029
Bristol Parkway	⑦ d	*	*	0955	*	1012	*	1023	1031
Filton Abbey Wood	d	*	0943	*	1010	1016	*	1027	*
Severn Beach	d	*	*	*	*	*	0954	*	*
Avonmouth	d	*	*	*	*	*	1004	*	*
Clifton Down	d	*	*	*	*	*	1016	*	*
Stapleton Road	d	*	*	*	*	*	1025	1031	*
Lawrence Hill	d	*	*	*	*	*	*	1033	*
Bristol Temple Meads	⑩ a	*	0951	1004	1018	1024	1032	1039	1042
Weston-super-Mare	a	*	1022	*	*	1100	*	*	*
Taunton	a	*	1056	*	*	*	*	*	1115
Keynsham	a	*	*	*	*	*	*	1055	*
Oldfield Park	a	*	*	*	*	*	*	1103	*
Bath Spa	⑦ a	*	*	*	1034	*	*	1105	*
Westbury	a	*	*	*	1101	*	*	1136	*
Train continues to		PAD			PMH				PLY

SATURDAYS

GREAT MALVERN, CHELTENHAM SPA,
GLOUCESTER AND CARDIFF TO BRISTOL

Operator		GW	GW	XC	GW	GW	GW	XC	GW
Notes									
Facilities				■ □	◇ □			■ □	
Great Malvern	d	*	*	*	*	*	*	*	*
Malvern Link	d	*	*	*	*	*	*	*	*
Worcester Foregate St	⑦ d	*	*	*	*	*	*	*	*
Worcester Shrub Hill	⑦ d	*	*	*	*	*	*	*	*
Ashchurch for Tewkesbury	d	*	*	*	*	*	*	*	*
Cheltenham Spa	d	*	*	1025	*	*	*	1052	*
Gloucester	⑦ a	*	*	*	*	*	*	*	*
Gloucester	⑦ d	*	*	*	*	*	1041	*	*
Cam & Dursley	d	*	*	*	*	*	1056	*	*
Yate	d	*	*	*	*	*	1110	*	*
Cardiff Central	⑦ d	1000	*	*	1030	*	*	*	*
Newport	d	1015	*	*	1046	*	*	*	*
Severn Tunnel Junction	d	1026	*	*	*	*	*	*	*
Pilning	d	*	*	*	*	*	*	*	*
Patchway	d	1039	*	*	*	*	*	*	*
Bristol Parkway	⑦ a	*	*	1054	*	*	1119	1125	*
Bristol Parkway	⑦ d	*	*	1056	*	1112	1120	1127	*
Filton Abbey Wood	d	1043	*	*	1110	1116	1123	*	*
Severn Beach	d	*	*	*	*	*	*	*	*
Avonmouth	d	*	1035	*	*	*	*	*	1116
Clifton Down	d	*	1048	*	*	*	*	*	1130
Stapleton Road	d	*	1057	*	*	*	1129	*	1138
Lawrence Hill	d	*	1059	*	*	*	1131	*	1140
Bristol Temple Meads	⑩ a	1050	1108	1109	1118	1124	1135	1139	1147
Weston-super-Mare	a	1123	*	1129	*	1200	*	*	*
Taunton	a	1156	*	1159	*	*	*	1215	*
Keynsham	a	*	*	*	*	*	1155	*	*
Oldfield Park	a	*	*	*	*	*	1203	*	*
Bath Spa	⑦ a	*	*	*	1134	*	1205	*	*
Westbury	a	*	*	*	1201	*	1236	*	*
Train continues to				PGN	PMH		WEY	PLY	
Operator		GW	XC	GW	GW	GW	GW	XC	GW
Notes									
Facilities			■ □	◇ □			■	■ □	
Great Malvern	d	*	*	*	*	*	1057	*	*
Malvern Link	d	*	*	*	*	*	1100	*	*
Worcester Foregate St	⑦ d	*	*	*	*	*	1110	*	*
Worcester Shrub Hill	⑦ d	*	*	*	*	*	1113	*	*
Ashchurch for Tewkesbury	d	*	*	*	*	*	1129	*	*
Cheltenham Spa	d	*	1125	*	*	*	1138	1154	*
Gloucester	⑦ a	*	*	*	*	*	1147	*	*
Gloucester	⑦ d	*	*	*	*	*	1150	*	*
Cam & Dursley	d	*	*	*	*	*	1203	*	*
Yate	d	*	*	*	*	*	1216	*	*
Cardiff Central	⑦ d	1100	*	1130	*	*	*	*	1200
Newport	d	1115	*	1144	*	*	*	*	1215
Severn Tunnel Junction	d	1126	*	*	*	*	*	*	1226
Pilning	d	*	*	*	*	*	*	*	*
Patchway	d	1139	*	*	*	*	*	*	1239
Bristol Parkway	⑦ a	*	1153	*	*	*	1225	1229	*
Bristol Parkway	⑦ d	*	1154	*	1212	*	1225	1231	*
Filton Abbey Wood	d	1143	*	1210	1216	*	1229	*	1243
Severn Beach	d	*	*	*	*	1154	*	*	*
Avonmouth	d	*	*	*	*	1204	*	*	*
Clifton Down	d	*	*	*	*	1216	*	*	*
Stapleton Road	d	*	*	*	*	1225	*	*	*
Lawrence Hill	d	*	*	*	*	1227	*	*	*
Bristol Temple Meads	⑩ a	1152	1204	1218	1224	1234	1238	1242	1251
Weston-super-Mare	a	1220	*	*	1300	*	*	*	1320
Taunton	a	1255	*	*	*	*	*	1316	1357
Keynsham	a	*	*	*	*	*	1249	*	*
Oldfield Park	a	*	*	*	*	*	1256	*	*
Bath Spa	⑦ a	*	*	1234	*	*	1259	*	*
Westbury	a	*	*	1301	*	*	1326	*	*
Train continues to				PMH			BTN	PLY	

SATURDAYS

GREAT MALVERN, CHELTENHAM SPA,
GLOUCESTER AND CARDIFF TO BRISTOL

Operator		GW	XC	GW	GW	GW	XC	GW	GW
Notes									
Facilities		■	◇				■		
Great Malvern	d
Malvern Link	d
Worcester Foregate St	⑦ d
Worcester Shrub Hill	⑦ d
Ashchurch for Tewkesbury	d
Cheltenham Spa	d	.	1225	.	.	.	1253	.	.
Gloucester	⑦ a
Gloucester	⑦ d	1242	.	.	.
Cam & Dursley	d	1256	.	.	.
Yate	d	1310	.	.	.
Cardiff Central	⑦ d	.	.	1230	1300
Newport	d	.	.	1244	1315
Severn Tunnel Junction	d	1326
Pilning	d
Patchway	d	1339
Bristol Parkway	⑦ a	.	1253	.	.	1319	1324	.	.
Bristol Parkway	⑦ d	.	1255	.	1312	1319	1325	.	.
Filton Abbey Wood	d	.	.	1310	1316	1323	.	.	1343
Severn Beach	d
Avonmouth	d	1235	1316	.
Clifton Down	d	1249	1331	.
Stapleton Road	d	1258	.	.	.	1327	.	1340	.
Lawrence Hill	d	1300	.	.	.	1329	.	1342	.
Bristol Temple Meads	⑩ a	1309	1309	1318	1324	1335	1339	1350	1351
Weston-super-Mare	a	.	.	.	1400	.	.	.	1423
Taunton	a	1416	.	1457
Keynsham	a
Oldfield Park	a
Bath Spa	⑦ a	.	.	1334
Westbury	a	.	.	1401
Train continues to				PMH			PLY		
Operator		GW	XC	GW	GW	GW	GW	XC	GW
Notes									
Facilities		■	◇				■		
Great Malvern	d
Malvern Link	d
Worcester Foregate St	⑦ d	1241
Worcester Shrub Hill	⑦ d	1254
Ashchurch for Tewkesbury	d	1311
Cheltenham Spa	d	1320	1325	1352	.
Gloucester	⑦ a	1335	←	.	.
Gloucester	⑦ d	1342	1342	.	.
Cam & Dursley	d	←	1356	.	.
Yate	d	1411	.	.
Cardiff Central	⑦ d	.	.	1330	1400
Newport	d	.	.	1344	1415
Severn Tunnel Junction	d	1426
Pilning	d
Patchway	d	1439
Bristol Parkway	⑦ a	.	1354	.	.	.	1419	1426	.
Bristol Parkway	⑦ d	.	1355	.	1412	.	1420	1428	.
Filton Abbey Wood	d	.	.	1410	1416	.	1424	.	1443
Severn Beach	d	1354	.	.	.
Avonmouth	d	1404	.	.	.
Clifton Down	d	1416	.	.	.
Stapleton Road	d	1425	1429	.	.
Lawrence Hill	d	1431	.	.
Bristol Temple Meads	⑩ a	.	1405	1418	1424	1432	1436	1441	1451
Weston-super-Mare	a	.	.	.	1501	.	.	.	1520
Taunton	a	1516	1600e
Keynsham	a	1455	.	.
Oldfield Park	a	1503	.	.
Bath Spa	⑦ a	.	.	1434	.	.	1505	.	.
Westbury	a	.	.	1501	.	.	1536	.	.
Train continues to		WEY		PMH			WEY	PLY	

SATURDAYS

GREAT MALVERN, CHELTENHAM SPA,
GLOUCESTER AND CARDIFF TO BRISTOL

Operator		XC	GW	GW	GW	GW	XC	GW	GW
Notes									
Facilities		■ □		◇			■ □		
Great Malvern	d
Malvern Link	d
Worcester Foregate St	⑦ d
Worcester Shrub Hill	⑦ d
Ashchurch for Tewkesbury	d
Cheltenham Spa	d	1425	1452	.	.
Gloucester	⑦ a
Gloucester	⑦ d	1441	.	.	.
Cam & Dursley	d	1456	.	.	.
Yate	d	1510	.	.	.
Cardiff Central	⑦ d	.	.	1430	1500
Newport	d	.	.	1444	1515
Severn Tunnel Junction	d	1526
Pilning	d	1534
Patchway	d	1542
Bristol Parkway	⑦ a	1454	.	.	.	1519	1524	.	.
Bristol Parkway	⑦ d	1456	.	.	1512	1519	1526	.	.
Filton Abbey Wood	d	.	.	1510	1516	1523	.	.	1546
Severn Beach	d
Avonmouth	d	.	1435	1516	.
Clifton Down	d	.	1448	1531	.
Stapleton Road	d	.	1458	.	.	1527	.	1540	.
Lawrence Hill	d	.	1500	.	.	1529	.	1542	.
Bristol Temple Meads	⑩ a	1509	1509	1518	1524	1534	1538	1550	1553
Weston-super-Mare	a	.	.	.	1600	.	.	.	1622
Taunton	a	1541	1614	.	1656
Keynsham	a	1550	.	.	.
Oldfield Park	a	1558	.	.	.
Bath Spa	⑦ a	.	.	1534	.	1600	.	.	.
Westbury	a	.	.	1601	.	1633	.	.	.
Train continues to		EXD		PMH			PLY		

Operator		XC	GW	GW	GW	GW	XC	GW	GW
Notes									
Facilities		■ □		◇			■ □		
Great Malvern	d	1450	.	.	.
Malvern Link	d	1453	.	.	.
Worcester Foregate St	⑦ d	1503	.	.	.
Worcester Shrub Hill	⑦ d	1507	.	.	.
Ashchurch for Tewkesbury	d	1524	.	.	.
Cheltenham Spa	d	1525	.	.	.	1534	1552	.	.
Gloucester	⑦ a	1543	.	.	.
Gloucester	⑦ d	1547	.	.	.
Cam & Dursley	d	1602	.	.	.
Yate	d	1615	.	.	.
Cardiff Central	⑦ d	.	1530	1600	.
Newport	d	.	1544	1615	.
Severn Tunnel Junction	d	1626	.
Pilning	d
Patchway	d	1639	.
Bristol Parkway	⑦ a	1554	.	.	.	1624	1629	.	.
Bristol Parkway	⑦ d	1556	.	1612	.	1624	1631	.	.
Filton Abbey Wood	d	.	1610	1616	.	1628	.	1643	.
Severn Beach	d	.	.	.	1554
Avonmouth	d	.	.	.	1604	.	.	.	1635
Clifton Down	d	.	.	.	1616	.	.	.	1648
Stapleton Road	d	.	.	.	1625	1633	.	.	1656
Lawrence Hill	d	1635	.	.	1658
Bristol Temple Meads	⑩ a	1607	1618	1624	1632	1639	1643	1650	1707
Weston-super-Mare	a	.	.	1700	.	.	.	1721	.
Taunton	a	1717	1758e	.
Keynsham	a	1655	.	.	.
Oldfield Park	a	1703	.	.	.
Bath Spa	⑦ a	.	1634	.	.	1705	.	.	.
Westbury	a	.	1701	.	.	1736	.	.	.
Train continues to			PMH			WEY	PNZ		

SATURDAYS

GREAT MALVERN, CHELTENHAM SPA,
GLOUCESTER AND CARDIFF TO BRISTOL

Operator		XC	GW	GW	GW	XC	GW	GW	XC
Notes									
Facilities		■	■			■			■
Great Malvern	d
Malvern Link	d
Worcester Foregate St	⑦ d
Worcester Shrub Hill	⑦ d
Ashchurch for Tewkesbury	d
Cheltenham Spa	d	1625	.	.	.	1652	.	.	1725
Gloucester	⑦ a
Gloucester	⑦ d	.	.	.	1642
Cam & Dursley	d	.	.	.	1656
Yate	d	.	.	.	1711
Cardiff Central	⑦ d	.	1630	1700	.
Newport	d	.	1644	1715	.
Severn Tunnel Junction	d	.	1655	1726	.
Pilning	d
Patchway	d	1739	.
Bristol Parkway	⑦ a	1653	.	.	1719	1725	.	.	1753
Bristol Parkway	⑦ d	1655	.	1712	1720	1727	.	.	1755
Filton Abbey Wood	d	.	1710	1716	1723	.	.	1743	.
Severn Beach	d
Avonmouth	d	1716	.	.
Clifton Down	d	1731	.	.
Stapleton Road	d	.	.	.	1729	.	1740	.	.
Lawrence Hill	d	.	.	.	1731	.	1742	.	.
Bristol Temple Meads	⑩ a	1707	1718	1724	1736	1739	1749	1752	1804
Weston-super-Mare	a	.	.	1803	.	.	.	1821	.
Taunton	a	1740	.	.	.	1815	.	1856	.
Keynsham	a	.	.	.	1755
Oldfield Park	a	.	.	.	1803
Bath Spa	⑦ a	.	1734	.	1805
Westbury	a	.	1801	.	1836
Train continues to		PGN	PMH		WEY	PNZ			
Operator		GW	GW	GW	GW	XC	GW	XC	GW
Notes									
Facilities		◇				■		■	◇
Great Malvern	d	.	.	.	1650
Malvern Link	d	.	.	.	1653
Worcester Foregate St	⑦ d	.	.	.	1704
Worcester Shrub Hill	⑦ d	.	.	.	1708
Ashchurch for Tewkesbury	d	.	.	.	1724
Cheltenham Spa	d	.	.	.	1734	1752	.	1825	.
Gloucester	⑦ a	.	.	.	1744
Gloucester	⑦ d	.	.	.	1747
Cam & Dursley	d	.	.	.	1802
Yate	d	.	.	.	1816
Cardiff Central	⑦ d	1730	1800	.	1830
Newport	d	1744	1815	.	1844
Severn Tunnel Junction	d	1755	1826	.	.
Pilning	d
Patchway	d	1839	.	.
Bristol Parkway	⑦ a	.	.	.	1824	1829	.	1853	.
Bristol Parkway	⑦ d	.	1812	.	1825	1831	.	1855	.
Filton Abbey Wood	d	1810	1816	.	1828	.	1843	.	1910
Severn Beach	d	.	.	1754
Avonmouth	d	.	.	1804
Clifton Down	d	.	.	1816
Stapleton Road	d	.	.	1825	1833
Lawrence Hill	d	.	.	1827	1835
Bristol Temple Meads	⑩ a	1818	1824	1835	1839	1843	1851	1905	1918
Weston-super-Mare	a	.	1900	.	.	.	1922	.	.
Taunton	a	1915	1957	.	.
Keynsham	a	.	.	.	1855
Oldfield Park	a	.	.	.	1903
Bath Spa	⑦ a	1834	.	.	1905	.	.	.	1934
Westbury	a	1901	.	.	1936	.	.	.	2001
Train continues to		PMH				PNZ			PMH

SATURDAYS

GREAT MALVERN, CHELTENHAM SPA,
GLOUCESTER AND CARDIFF TO BRISTOL

Operator Notes		GW	GW	GW	XC	GW	XC	GW	GW
Facilities					■ □		■ □		◇
Great Malvern	d	*	*	*	*	*	*	*	*
Malvern Link	d	*	*	*	*	*	*	*	*
Worcester Foregate St	⑦ d	*	*	*	*	*	*	*	*
Worcester Shrub Hill	⑦ d	*	*	*	*	*	*	*	*
Ashchurch for Tewkesbury	d	*	*	*	*	*	*	*	*
Cheltenham Spa	d	*	*	*	1852	*	1925	*	*
Gloucester	⑦ a	*	*	*	*	*	*	*	*
Gloucester	⑦ d	*	1841	*	*	*	*	*	*
Cam & Dursley	d	*	1856	*	*	*	*	*	*
Yate	d	*	1910	*	*	*	*	*	*
Cardiff Central	⑦ d	*	*	*	*	1900	*	1930	*
Newport	d	*	*	*	*	1915	*	1944	*
Severn Tunnel Junction	d	*	*	*	*	1926	2031f	*	*
Pilning	d	*	*	*	*	*	*	*	*
Patchway	d	*	*	*	*	1939	2021f	*	*
Bristol Parkway	⑦ a	*	1919	*	1924	*	1954	*	*
Bristol Parkway	⑦ d	1911	1920	*	1926	*	1956	*	*
Filton Abbey Wood	d	1915	1924	*	*	1943	2017f	2010	*
Severn Beach	d	*	*	1853	*	*	*	*	1947
Avonmouth	d	*	*	1903	*	*	*	*	1957
Clifton Down	d	*	*	1916	*	*	*	*	2009
Stapleton Road	d	1919	*	1925	*	*	*	*	2018
Lawrence Hill	d	1921	*	1927	*	*	*	*	2020
Bristol Temple Meads	⑩ a	1926	1935	1937	1939	1951	2005	2018	2026
Weston-super-Mare	a	*	*	*	*	2022	*	*	*
Taunton	a	*	*	*	2015	2057	*	*	*
Keynsham	a	*	1955	*	*	*	*	*	*
Oldfield Park	a	*	2003	*	*	*	*	*	*
Bath Spa	⑦ a	*	2005	*	*	*	*	2034	*
Westbury	a	*	2036	*	*	*	*	2101	*
Train continues to			FRO		PLY		CDF	PMH	
Operator Notes		GW	GW	XC	GW	GW A	XC	GW	XC
Facilities				■ □			■ □		◇ ■ □
Great Malvern	d	*	1850	*	*	*	*	*	*
Malvern Link	d	*	1853	*	*	*	*	*	*
Worcester Foregate St	⑦ d	*	1905	*	*	*	*	*	*
Worcester Shrub Hill	⑦ d	*	1908	*	*	*	*	*	*
Ashchurch for Tewkesbury	d	*	1924	*	*	*	*	*	*
Cheltenham Spa	d	*	1934	1952	*	2002	2025	*	2052
Gloucester	⑦ a	*	1944	*	*	2012	*	*	*
Gloucester	⑦ d	*	1947	*	*	2014	*	*	*
Cam & Dursley	d	*	2002	*	*	*	*	*	*
Yate	d	*	2016	*	*	*	*	*	*
Cardiff Central	⑦ d	*	*	*	1954	*	*	2030	*
Newport	d	*	*	*	2010	*	*	2044	*
Severn Tunnel Junction	d	*	*	*	2021	*	*	*	*
Pilning	d	*	*	*	*	*	*	*	*
Patchway	d	*	*	*	2034	*	*	*	*
Bristol Parkway	⑦ a	*	2025	2029	*	*	2053	*	2122
Bristol Parkway	⑦ d	2015	2026	2031	*	*	2055	*	2125
Filton Abbey Wood	d	2019	2029	*	2039	*	*	2108	*
Severn Beach	d	*	*	*	*	*	*	*	*
Avonmouth	d	*	*	*	*	*	*	*	*
Clifton Down	d	*	*	*	*	*	*	*	*
Stapleton Road	d	2023	*	*	*	*	*	*	*
Lawrence Hill	d	2025	*	*	*	*	*	*	*
Bristol Temple Meads	⑩ a	2030	2041	2042	2048	*	2104	2117	2134
Weston-super-Mare	a	*	*	*	*	*	*	*	*
Taunton	a	*	*	2115	*	*	2140	*	2215
Keynsham	a	*	*	*	*	*	*	*	*
Oldfield Park	a	*	*	*	*	*	*	*	*
Bath Spa	⑦ a	*	*	*	*	*	*	2134	*
Westbury	a	*	*	*	*	2150	*	2201	*
Train continues to				PLY			PLY	PMH	PLY

SATURDAYS

GREAT MALVERN, CHELTENHAM SPA,
GLOUCESTER AND CARDIFF TO BRISTOL

Operator		GW	GW	GW	XC	XC	GW	GW	GW
Notes									
Facilities					■	■			
Great Malvern	d	•	•	•	•	•	•	2115	•
Malvern Link	d	•	•	•	•	•	•	2118	•
Worcester Foregate St ⑦	d	•	•	•	•	•	•	2128	•
Worcester Shrub Hill ⑦	d	•	•	•	•	•	•	2132	•
Ashchurch for Tewkesbury	d	•	•	•	•	•	•	2151	•
Cheltenham Spa	d	•	2102	•	2125	2152	•	2202	•
Gloucester ⑦	a	•	2112	•	•	2201	•	2212	•
Gloucester ⑦	d	•	2114	•	•	2206	•	•	•
Cam & Dursley	d	•	2129	•	•	•	•	•	•
Yate	d	•	2143	•	•	•	•	•	•
Cardiff Central ⑦	d	2100	•	•	•	•	•	•	2200
Newport	d	2115	•	•	•	•	•	•	2215
Severn Tunnel Junction	d	2126	•	•	•	•	•	•	2235
Pilning	d	•	•	•	•	•	•	•	•
Patchway	d	2139	•	•	•	•	•	•	2248
Bristol Parkway ⑦	a	•	2152	•	2158	2232	•	•	•
Bristol Parkway ⑦	d	•	2152	•	2200	2233	•	•	•
Filton Abbey Wood	d	2143	2156	•	•	•	•	•	2252
Severn Beach	d	•	•	2131	•	•	•	•	•
Avonmouth	d	•	•	2141	•	•	2216	•	•
Clifton Down	d	•	•	2154	•	•	2231	•	•
Stapleton Road	d	•	•	2202	•	•	2240	•	•
Lawrence Hill	d	•	•	2204	•	•	2242	•	•
Bristol Temple Meads ⑩	a	2152	2207	2210	2212	2242	2250	•	2300
Weston-super-Mare	a	•	•	•	•	•	•	•	•
Taunton	a	•	•	•	•	•	•	•	•
Keynsham	a	2208	•	•	•	•	•	•	•
Oldfield Park	a	2216	•	•	•	•	•	•	•
Bath Spa ⑦	a	2218	•	•	•	•	•	•	•
Westbury	a	2249	•	•	•	•	•	•	•
Train continues to									

Operator		GW	GW	GW
Notes				
Facilities				
Great Malvern	d	•	•	•
Malvern Link	d	•	•	•
Worcester Foregate St ⑦	d	•	•	•
Worcester Shrub Hill ⑦	d	•	2225	•
Ashchurch for Tewkesbury	d	•	2241	•
Cheltenham Spa	d	•	2251	•
Gloucester ⑦	a	•	2301	•
Gloucester ⑦	d	•	•	•
Cam & Dursley	d	•	•	•
Yate	d	•	•	•
Cardiff Central ⑦	d	•	•	2247
Newport	d	•	•	2303
Severn Tunnel Junction	d	•	•	•
Pilning	d	•	•	•
Patchway	d	•	•	•
Bristol Parkway ⑦	a	•	•	•
Bristol Parkway ⑦	d	•	•	•
Filton Abbey Wood	d	•	•	•
Severn Beach	d	2254	•	•
Avonmouth	d	2304	•	•
Clifton Down	d	2316	•	•
Stapleton Road	d	2325	•	•
Lawrence Hill	d	2327	•	•
Bristol Temple Meads ⑩	a	2333	•	2343
Weston-super-Mare	a	•	•	•
Taunton	a	•	•	•
Keynsham	a	•	•	•
Oldfield Park	a	•	•	•
Bath Spa ⑦	a	•	•	•
Westbury	a	•	•	•
Train continues to				

SUNDAYS

**GREAT MALVERN, CHELTENHAM SPA,
GLOUCESTER AND CARDIFF TO BRISTOL**

Operator		GW	GW	GW	GW	XC	GW	GW	GW	XC
Notes									C	
Facilities		◇	◇			■ □	◇			■ □
Great Malvern →	d	*	*	*	*	*	*	*	*	*
Malvern Link	d	*	*	*	*	*	*	*	*	*
Worcester Foregate St → ⑦	d	*	*	*	*	*	*	*	*	*
Worcester Shrub Hill → ⑦	d	*	*	*	*	*	*	*	*	*
Ashchurch for Tewkesbury	d	*	*	*	*	*	*	*	*	*
Cheltenham Spa →	d	*	*	*	1004	1010	*	*	*	1111
Gloucester → ⑦	a	*	*	*	1014	*	*	←	*	*
Gloucester → ⑦	d	*	*	*	1016	*	*	1016	*	*
Cam & Dursley	d	*	*	*	←	*	*	1031	*	*
Yate	d	*	*	*	*	*	*	1045	*	*
Cardiff Central → ⑦	d	0810	0908	*	*	*	1008	*	*	*
Newport →	d	0828	0926	*	*	*	1029	*	*	*
Severn Tunnel Junction	d	0845	0944	*	*	*	1039	*	*	*
Patchway	d	*	0957	*	*	*	*	*	*	*
Bristol Parkway → ⑦	a	*	*	*	*	1037	*	1054	*	1139
Bristol Parkway → ⑦	d	*	*	*	*	1038	*	1055	*	1141
Filton Abbey Wood	d	0900	1000	*	*	*	1054	1058	*	*
Severn Beach	d	*	*	0942	*	*	*	*	*	*
Avonmouth	d	*	*	0952	*	*	*	*	1052	*
Clifton Down	d	*	*	1005	*	*	*	*	1104	*
Stapleton Road	d	*	*	1015	*	*	*	*	1113	*
Lawrence Hill	d	*	*	1017	*	*	*	*	1115	*
Bristol Temple Meads → ⑩	a	0908	1012	1021	*	1048	1103	1107	1120	1151
Weston-super-Mare →	a	*	*	1051	*	*	*	1141	*	*
Taunton →	a	*	*	1124	*	1128	*	1213	*	1225
Keynsham	a	0921	*	*	*	*	1116	*	*	*
Oldfield Park	a	0928	*	*	*	*	1123	*	*	*
Bath Spa → ⑦	a	0931	1026	*	*	*	1126	*	*	*
Westbury	a	0959	1058	*	*	*	1154	*	*	*
Train continues to		PMH	PMH			PNZ	BTN			PLY

Operator		GW	GW	GW	GW	XC	GW	GW	GW	GW
Notes		D		C			D			C
Facilities			■			■ □		◇		
Great Malvern →	d	*	*	*	*	*	*	*	*	*
Malvern Link	d	*	*	*	*	*	*	*	*	*
Worcester Foregate St → ⑦	d	*	*	*	*	*	*	*	*	*
Worcester Shrub Hill → ⑦	d	*	*	*	1138	*	*	*	*	*
Ashchurch for Tewkesbury	d	*	*	*	1153	*	*	*	*	*
Cheltenham Spa →	d	*	*	*	1203	1210	*	*	*	*
Gloucester → ⑦	a	*	*	*	1214	*	*	*	←	*
Gloucester → ⑦	d	*	*	*	1218	*	*	*	1218	*
Cam & Dursley	d	*	*	*	←	*	*	*	1233	*
Yate	d	*	*	*	*	*	*	*	1248	*
Cardiff Central → ⑦	d	*	1108	*	*	*	*	1208	*	*
Newport →	d	*	1129	*	*	*	*	1228	*	*
Severn Tunnel Junction	d	*	1139	*	*	*	*	1239	*	*
Patchway	d	*	*	*	*	*	*	1252	*	*
Bristol Parkway → ⑦	a	*	*	*	*	1239	*	*	1256	*
Bristol Parkway → ⑦	d	*	*	*	*	1240	*	*	1258	*
Filton Abbey Wood	d	*	1154	*	*	*	*	1254	1301	*
Severn Beach	d	1112	*	*	*	*	1212	*	*	*
Avonmouth	d	1122	*	1152	*	*	1222	*	*	1252
Clifton Down	d	1142	*	1204	*	*	1241	*	*	1304
Stapleton Road	d	1151	*	1213	*	*	1252	*	*	1313
Lawrence Hill	d	1153	*	1215	*	*	1254	*	*	1315
Bristol Temple Meads → ⑩	a	1157	1203	1220	*	1250	1258	1304	1310	1320
Weston-super-Mare →	a	*	*	*	*	*	*	*	*	*
Taunton →	a	*	*	*	*	1325	*	*	*	*
Keynsham	a	*	1217	*	*	*	*	1317	*	*
Oldfield Park	a	*	1224	*	*	*	*	1324	*	*
Bath Spa → ⑦	a	*	1226	*	*	*	*	1327	*	*
Westbury	a	*	1257	*	*	*	*	1355	*	*
Train continues to			PMH			PLY		BTN		

SUNDAYS

**GREAT MALVERN, CHELTENHAM SPA,
GLOUCESTER AND CARDIFF TO BRISTOL**

Operator Notes Facilities		XC	GW D	GW C	XC	GW D	GW C	XC	GW C
		■ □	◇		■ □		◇	■ □	
Great Malvern	d	*	*	*	*	*	*	*	*
Malvern Link	d	*	*	*	*	*	*	*	*
Worcester Foregate St	⑦ d	*	*	*	*	*	*	*	*
Worcester Shrub Hill	⑦ d	*	*	*	*	*	*	*	*
Ashchurch for Tewkesbury	d	*	*	*	*	*	*	*	*
Cheltenham Spa	d	1252	*	*	1352	*	*	1425	*
Gloucester	⑦ a	*	*	*	*	*	*	*	*
Gloucester	⑦ d	*	*	*	*	*	*	*	*
Cam & Dursley	d	*	*	*	*	*	*	*	*
Yate	d	*	*	*	*	*	*	*	*
Cardiff Central	⑦ d	*	*	1308	*	*	1408	*	*
Newport	d	*	*	1329	*	*	1428	*	*
Severn Tunnel Junction	d	*	*	1339	*	*	1439	*	*
Patchway	d	*	*	*	*	*	*	*	*
Bristol Parkway	⑦ a	1321	*	*	1420	*	*	1453	*
Bristol Parkway	⑦ d	1323	*	*	1421	*	*	1455	*
Filton Abbey Wood	d	*	*	1354	*	*	1454	*	*
Severn Beach	d	*	1312	*	*	1412	*	*	*
Avonmouth	d	*	1322	*	1352	*	1422	*	1452
Clifton Down	d	*	1342	*	1404	*	1437	*	1504
Stapleton Road	d	*	1351	*	1413	*	1448	*	1513
Lawrence Hill	d	*	1353	*	1415	*	1450	*	1515
Bristol Temple Meads	⑩ a	1332	1357	1403	1420	1431	1454	1503	1508
Weston-super-Mare	a	*	*	*	*	*	*	*	*
Taunton	a	1415	*	*	1514	*	*	*	*
Keynsham	a	*	*	1417	*	*	1517	*	*
Oldfield Park	a	*	*	1424	*	*	1523	*	*
Bath Spa	⑦ a	*	*	1426	*	*	1527	*	*
Westbury	a	*	*	1458	*	*	1554	*	*
Train continues to		PLY		PMH		PLY		PMH	

Operator Notes Facilities		XC	GW D	GW C	XC	GW D	GW C	XC	GW D
		■ □	◇		■ □		◇	■ □	
Great Malvern	d	*	*	*	*	*	*	*	*
Malvern Link	d	*	*	*	*	*	*	*	*
Worcester Foregate St	⑦ d	*	*	*	*	*	*	*	*
Worcester Shrub Hill	⑦ d	*	*	*	1436	*	*	*	*
Ashchurch for Tewkesbury	d	*	*	*	1451	*	*	*	*
Cheltenham Spa	d	1452	*	*	1501	1526	*	1552	*
Gloucester	⑦ a	*	*	*	1511	*	*	*	*
Gloucester	⑦ d	*	*	*	1513	*	*	*	*
Cam & Dursley	d	*	*	*	1528	*	*	*	*
Yate	d	*	*	*	1542	*	*	*	*
Cardiff Central	⑦ d	*	*	1508	*	*	*	*	*
Newport	d	*	*	1528	*	*	*	*	*
Severn Tunnel Junction	d	*	*	1539	*	*	*	*	*
Patchway	d	*	*	1552	*	*	*	*	*
Bristol Parkway	⑦ a	1523	*	*	1552	1555	←	1620	*
Bristol Parkway	⑦ d	1525	*	*	1602	1556	1602	*	1621
Filton Abbey Wood	d	*	*	1554	↵	*	1605	*	*
Severn Beach	d	*	1512	*	*	*	*	*	1612
Avonmouth	d	*	1522	*	*	*	1552	*	1622
Clifton Down	d	*	1537	*	*	*	1604	*	1637
Stapleton Road	d	*	1547	*	*	*	1613	*	1648
Lawrence Hill	d	*	1549	*	*	*	1615	*	1650
Bristol Temple Meads	⑩ a	1534	1555	1604	*	1609	1613	1620	1631
Weston-super-Mare	a	*	*	*	*	1701	*	*	*
Taunton	a	1614	*	*	*	1644	*	*	1714
Keynsham	a	*	*	*	*	*	*	*	*
Oldfield Park	a	*	*	*	*	*	*	*	*
Bath Spa	⑦ a	*	*	1626	*	*	*	*	*
Westbury	a	*	*	1658	*	*	*	*	*
Train continues to		PLY		PMH		PGN		PNZ	

SUNDAYS

**GREAT MALVERN, CHELTENHAM SPA,
GLOUCESTER AND CARDIFF TO BRISTOL**

Operator Notes		GW	XC	GW C	GW	XC	GW D	GW	GW	XC
Facilities		◇	■_CP	◇	■_CP	◇	◇	◇		■_CP
Great Malvern →	d	*	*	*	*	*	*	*	*	*
Malvern Link	d	*	*	*	*	*	*	*	*	*
Worcester Foregate St → ⑦	d	*	*	*	*	*	*	*	*	*
Worcester Shrub Hill → ⑦	d	*	*	*	*	*	*	*	1637	*
Ashchurch for Tewkesbury	d	*	*	*	*	*	*	*	1653	*
Cheltenham Spa →	d	*	1626	*	*	1652	*	*	1703	1726
Gloucester → ⑦	a	*	*	*	*	*	*	*	1713	*
Gloucester → ⑦	d	*	*	*	*	*	*	*	1716	*
Cam & Dursley	d	*	*	*	*	*	*	*	1731	*
Yate	d	*	*	*	*	*	*	*	1745	*
Cardiff Central → ⑦	d	1608	*	*	1635	*	*	1708	*	*
Newport →	d	1627	*	*	1653	*	*	1728	*	*
Severn Tunnel Junction	d	1638	*	*	*	*	*	1739	*	*
Patchway	d	*	*	*	*	*	*	*	*	*
Bristol Parkway → ⑦	a	*	1654	*	*	1720	*	*	1753	1803
Bristol Parkway → ⑦	d	*	1656	*	*	1722	*	*	1754	1803
Filton Abbey Wood	d	1654	*	*	1719	*	*	1754	1757	*
Severn Beach	d	*	*	*	*	*	1712	*	*	*
Avonmouth	d	*	*	1652	*	*	1722	*	*	*
Clifton Down	d	*	*	1707	*	*	1735	*	*	*
Stapleton Road	d	*	*	1716	*	*	1744	*	*	*
Lawrence Hill	d	*	*	1718	*	*	1746	*	*	*
Bristol Temple Meads → ⑩	a	1703	1707	1722	1728	1731	1750	1802	1806	1814
Weston-super-Mare →	a	*	*	*	*	*	*	*	*	*
Taunton →	a	*	*	*	*	1817	*	*	*	*
Keynsham	a	1717	*	*	1741	*	*	1816	*	*
Oldfield Park	a	1724	*	*	1748	*	*	1823	*	*
Bath Spa → ⑦	a	1726	*	*	1751	*	*	1826	*	*
Westbury	a	1754	*	*	1819	*	*	1854	*	*
Train continues to		PMH			BTN	PLY		PMH		

Operator Notes		GW	XC	GW C	GW	XC	GW D	XC	GW	
Facilities		■_CP	◇	◇	■_CP	◇	■_CP	■_CP	◇	
Great Malvern →	d	*	*	*	*	*	*	*	*	
Malvern Link	d	*	*	*	*	*	*	*	*	
Worcester Foregate St → ⑦	d	*	*	*	*	*	*	*	*	
Worcester Shrub Hill → ⑦	d	*	*	*	*	*	*	*	*	
Ashchurch for Tewkesbury	d	*	*	*	*	*	*	*	*	
Cheltenham Spa →	d	*	1752	*	*	*	1826	*	1852	
Gloucester → ⑦	a	*	*	*	*	*	*	*	*	
Gloucester → ⑦	d	*	*	*	*	*	*	*	*	
Cam & Dursley	d	*	*	*	*	*	*	*	*	
Yate	d	*	*	*	*	*	*	*	*	
Cardiff Central → ⑦	d	*	*	1740	*	1808	*	*	1908	
Newport →	d	*	*	1758	*	1827	*	*	1929	
Severn Tunnel Junction	d	*	*	*	*	1839	*	*	1939	
Patchway	d	*	*	1822	*	*	*	*	*	
Bristol Parkway → ⑦	a	*	1820	*	*	*	1854	*	1921	
Bristol Parkway → ⑦	d	*	1822	*	*	*	1856	*	1923	
Filton Abbey Wood	d	*	*	1826	*	1853	*	*	1954	
Severn Beach	d	1742	*	*	*	*	*	1841	*	
Avonmouth	d	1752	*	*	1822	*	*	1852	*	
Clifton Down	d	1806	*	*	1837	*	*	1906	*	
Stapleton Road	d	1815	*	*	1848	*	*	1915	*	
Lawrence Hill	d	1817	*	*	1850	*	*	1917	*	
Bristol Temple Meads → ⑩	a	1822	1835	1839	1854	1904	1908	1921	1932	2007
Weston-super-Mare →	a	*	*	*	1937	*	*	*	*	*
Taunton →	a	*	1917	*	2011	*	*	*	2017	*
Keynsham	a	*	*	*	*	1917	*	*	*	*
Oldfield Park	a	*	*	*	*	1922	*	*	*	*
Bath Spa → ⑦	a	*	*	1857	*	1926	*	*	*	2027
Westbury	a	*	*	1926	*	1953	*	*	*	2058
Train continues to			PNZ	PMH		PMH		PLY	PMH	

SUNDAYS
**GREAT MALVERN, CHELTENHAM SPA,
GLOUCESTER AND CARDIFF TO BRISTOL**

Operator Notes Facilities		GW	XC	GW D	XC	GW D	XC	GW	XC	GW D
			■	■	■	■	■	◇	■	■
Great Malvern	d	*	*	*	*	*	*	*	*	*
Malvern Link	d	*	*	*	*	*	*	*	*	*
Worcester Foregate St	⑦ d	*	*	*	*	*	*	*	*	*
Worcester Shrub Hill	⑦ d	1840	*	*	*	*	*	*	*	*
Ashchurch for Tewkesbury	d	1856	*	*	*	*	*	*	*	*
Cheltenham Spa	d	1906	1926	*	1952	*	2026	*	2052	*
Gloucester	⑦ a	1916	*	*	*	*	*	*	*	*
Gloucester	⑦ d	1919	*	*	*	*	*	*	*	*
Cam & Dursley	d	1935	*	*	*	*	*	*	*	*
Yate	d	1949	*	*	*	*	*	*	*	*
Cardiff Central	⑦ d	*	*	*	*	*	*	2018	*	*
Newport	d	*	*	*	*	*	*	2038	*	*
Severn Tunnel Junction	d	*	*	*	*	*	*	2050	*	*
Patchway	d	*	*	*	*	*	*	*	*	*
Bristol Parkway	⑦ a	1957	2003	*	2020	*	2056	*	2120	*
Bristol Parkway	⑦ d	1958	2005	*	2022	*	2057	*	2122	*
Filton Abbey Wood	d	2001	*	*	*	*	*	2104	*	*
Severn Beach	d	*	*	1942	*	*	*	*	*	*
Avonmouth	d	*	*	1952	*	2022	*	*	*	*
Clifton Down	d	*	*	2005	*	2034	*	*	*	2123
Stapleton Road	d	*	*	2015	*	2044	*	*	*	2133
Lawrence Hill	d	*	*	2017	*	2046	*	*	*	2135
Bristol Temple Meads	⑩ a	2010	2014	2021	2031	2049	2106	2112	2130	2138
Weston-super-Mare	a	*	2037	2054	*	*	*	*	*	*
Taunton	a	*	2058	2131e	2114	*	*	*	2213	*
Keynsham	a	*	*	*	*	*	*	*	*	*
Oldfield Park	a	*	*	*	*	*	*	*	*	*
Bath Spa	⑦ a	*	*	*	*	*	*	2137	*	*
Westbury	a	*	*	*	*	*	*	2204	*	*
Train continues to			PLY		PLY			PMH	PLY	

Operator Notes Facilities		GW	XC	GW	XC	XC	GW	XC	GW
			■	■	■	■	■	■	■
Great Malvern	d	*	*	*	*	*	*	*	*
Malvern Link	d	*	*	*	*	*	*	*	*
Worcester Foregate St	⑦ d	*	*	*	*	*	*	*	*
Worcester Shrub Hill	⑦ d	2038	*	*	*	*	*	*	*
Ashchurch for Tewkesbury	d	2054	*	*	*	*	*	*	*
Cheltenham Spa	d	2103	2126	*	2152	2225	*	2253	*
Gloucester	⑦ a	2113	*	*	2204	*	*	*	*
Gloucester	⑦ d	2115	*	*	2208	*	*	*	*
Cam & Dursley	d	2131	*	*	*	*	*	*	*
Yate	d	2145	*	*	*	*	*	*	*
Cardiff Central	⑦ d	*	*	2118	*	*	2210	*	2307
Newport	d	*	*	2137	*	*	2228	*	2325
Severn Tunnel Junction	d	*	*	2149	*	*	2243	*	*
Patchway	d	*	*	2202	*	*	2256	*	*
Bristol Parkway	⑦ a	2153	2159	*	2235	2252	*	2322	*
Bristol Parkway	⑦ d	2154	2159	*	2236	2253	*	2322	*
Filton Abbey Wood	d	2158	*	2209	*	*	2259	*	*
Severn Beach	d	*	*	*	*	*	*	*	*
Avonmouth	d	*	*	*	*	*	*	*	*
Clifton Down	d	*	*	*	*	*	*	*	*
Stapleton Road	d	*	*	*	*	*	*	*	*
Lawrence Hill	d	*	*	*	*	*	*	*	*
Bristol Temple Meads	⑩ a	2206	2210	2219	2246	2302	2310	2332	2359
Weston-super-Mare	a	*	*	*	*	*	*	*	*
Taunton	a	*	*	*	*	*	*	*	*
Keynsham	a	*	*	*	*	*	*	*	*
Oldfield Park	a	*	*	*	*	*	*	*	*
Bath Spa	⑦ a	*	*	*	*	*	2328	*	*
Westbury	a	*	*	*	*	*	2354	*	*
Train continues to							WMN		

MONDAYS TO FRIDAYS

BRISTOL TO CARDIFF, GLOUCESTER, CHELTENHAM SPA AND GREAT MALVERN

Operator Notes Facilities		GW MX	GW	GW	XC	GW	GW	GW	GW
		■ □	■ □		■				
Westbury	d
Bath Spa	⑦ d	0118
Oldfield Park	d
Keynsham	d
Taunton	d
Weston-super-Mare	d
Bristol Temple Meads	⑩ d	0137	0445	0514	0520	.	0548	0552	0600
Lawrence Hill	d	.	.	0517	.	.	0551	.	0603
Stapleton Road	d	.	.	0519	.	.	0553	.	0605
Clifton Down	a	.	.	0527	.	.	0601	.	.
Avonmouth	a	.	.	0539	.	.	0612	.	.
Severn Beach	a	.	.	0550
Filton Abbey Wood	d	0602	0611
Bristol Parkway	⑦ a	.	0454	.	0529	.	.	.	0616
Bristol Parkway	⑦ d	.	.	.	0538
Patchway	d	0607	.
Severn Tunnel Junction	a	0618	.
Newport	a	0211s	.	.	0607g	.	.	0635	.
Cardiff Central	⑦ a	0232	.	.	0623g	.	.	0651	.
Yate	d
Cam & Dursley	d
Gloucester	⑦ a
Gloucester	⑦ d	0600	.	.	.
Cheltenham Spa	a	0610	.	.	.
Ashchurch for Tewkesbury	a	0619	.	.	.
Worcester Shrub Hill	⑦ a	0639	.	.	.
Worcester Foregate St	⑦ a
Malvern Link	a
Great Malvern	a
Train continues to			PAD						

Operator Notes Facilities		GW	XC	GW	GW	GW	XC	GW	GW
			■ □				■ □		■ □
Westbury	d	0558	.	.	.
Bath Spa	⑦ d	.	0609	.	.	0628	.	.	0658
Oldfield Park	d	0631	.	.	.
Keynsham	d	0638	.	.	.
Taunton	d	0512
Weston-super-Mare	d	0546
Bristol Temple Meads	⑩ d	0620	0627	0630	.	0651	0700	0704	0717
Lawrence Hill	d	0623	.	0633	.	0655	.	0707	.
Stapleton Road	d	0626	.	0635	.	0657	.	0709	.
Clifton Down	a	.	.	0643	.	.	.	0717	.
Avonmouth	a	.	.	0656	.	.	.	0727	.
Severn Beach	a	.	.	0707	.	.	.	0738	.
Filton Abbey Wood	d	0631	.	.	.	0703	.	.	0726
Bristol Parkway	⑦ a	.	0637	.	.	.	0708	.	.
Bristol Parkway	⑦ d	.	0639	.	.	.	0710	.	.
Patchway	d	0636
Severn Tunnel Junction	a	0650	.	.	.	0715	.	.	.
Newport	a	0701	.	.	.	0725	.	.	0748
Cardiff Central	⑦ a	0719	.	.	.	0741	.	.	0802
Yate	d
Cam & Dursley	d
Gloucester	⑦ a
Gloucester	⑦ d	.	.	.	0714
Cheltenham Spa	a	.	0708	.	0724	.	0739	.	.
Ashchurch for Tewkesbury	a	.	.	.	0733
Worcester Shrub Hill	⑦ a	.	.	.	0753
Worcester Foregate St	⑦ a	.	.	.	0756
Malvern Link	a	.	.	.	0805
Great Malvern	a	.	.	.	0809
Train continues to			GLC				MAN		SWA

MONDAYS TO FRIDAYS

**BRISTOL TO CARDIFF, GLOUCESTER,
CHELTENHAM SPA AND GREAT MALVERN**

Operator Notes		GW	XC	GW	GW	GW	XC	GW	GW	A
Facilities		■ □			◇	■ □				
Westbury	d	.	.	0641	.	0655	.	.	0704	.
Bath Spa	⑦ d	.	.	0711	.	0725
Oldfield Park	d	.	.	0714	.	0728
Keynsham	d	.	.	0721	.	0735
Taunton	d	0602	0650	.	0634h
Weston-super-Mare	d	0636	.	.	0708
Bristol Temple Meads	⑩ d	0720	0730	0734	0746	0753	0800	0803	.	.
Lawrence Hill	d	0723	.	.	0749	.	.	0806	.	.
Stapleton Road	d	0725	.	.	0752	.	.	0808	.	.
Clifton Down	a	0816	.	.
Avonmouth	a	0828	.	.
Severn Beach	a
Filton Abbey Wood	d	0731	.	0744	0758	0801	0741j	.	.	.
Bristol Parkway	⑦ a	0735	0738	0748	0803	.	0808	.	.	.
Bristol Parkway	⑦ d	0739	0740	0749	.	.	0810	.	.	.
Patchway	d	0744	.	.	.	0806	0737j	.	.	.
Severn Tunnel Junction	a	0755	0725j	.	.	.
Newport	a	0806	.	.	.	0826
Cardiff Central	⑦ a	0823	.	.	.	0843
Yate	d	.	.	0759
Cam & Dursley	d	.	.	0813
Gloucester	⑦ a	.	.	0830	0848	.
Gloucester	⑦ d	0852	.
Cheltenham Spa	a	.	0809	.	.	.	0839	.	0905	.
Ashchurch for Tewkesbury	a
Worcester Shrub Hill	⑦ a
Worcester Foregate St	⑦ a
Malvern Link	a
Great Malvern	a
Train continues to		EDB			MAN					

Operator Notes		GW	GW	XC	GW	GW	GW	GW	XC	
Facilities		■ □			■ □		■ □	■ □	■ □	
Westbury	d	0717	.	.	.	0738	.	0754	.	
Bath Spa	⑦ d	0747	.	.	.	0810	.	0822	.	
Oldfield Park	d	0750	.	.	.	0813	.	0826	.	
Keynsham	d	0757	.	.	.	0821	.	0834	.	
Taunton	d	.	.	0750	.	.	0735h	.	0812	
Weston-super-Mare	d	.	0737	.	.	.	0807	.	0835	
Bristol Temple Meads	⑩ d	0810	0824	0830	0836	0841	0845	0854	0900	
Lawrence Hill	d	0813	.	.	0839	.	0848	.	.	
Stapleton Road	d	0816	.	.	0841	.	0850	.	.	
Clifton Down	a	.	.	.	0849	
Avonmouth	a	.	.	.	0902	
Severn Beach	a	
Filton Abbey Wood	d	0823	0832	.	.	0851	0855	0901	.	
Bristol Parkway	⑦ a	0827	.	0838	.	0854	0903	.	0908	
Bristol Parkway	⑦ d	.	.	0840	.	0855	.	.	0910	
Patchway	d	.	0836	
Severn Tunnel Junction	a	.	0847	
Newport	a	.	0905	0924	.	
Cardiff Central	⑦ a	.	0926	0942	.	
Yate	d	0904	.	.	.	
Cam & Dursley	d	0917	.	.	.	
Gloucester	⑦ a	0935	.	.	.	
Gloucester	⑦ d	0938	.	.	.	
Cheltenham Spa	a	.	.	0910	.	└	.	.	0940	
Ashchurch for Tewkesbury	a	
Worcester Shrub Hill	⑦ a	
Worcester Foregate St	⑦ a	
Malvern Link	a	
Great Malvern	a	
Train continues to		GLC			MAN					

MONDAYS TO FRIDAYS

**BRISTOL TO CARDIFF, GLOUCESTER,
CHELTENHAM SPA AND GREAT MALVERN**

Operator		GW	GW	GW	GW	XC	GW	GW	GW
Notes									
Facilities		■					◇		
Westbury	d	•	0817	•	•	•	0845	•	0910
Bath Spa	(7) d	•	0847	•	•	•	0915	•	0935
Oldfield Park	d	•	0850	•	•	•	0918	•	•
Keynsham	d	•	0857	•	•	•	0925	•	0943
Taunton	d	•	•	•	•	0850	•	0836h	•
Weston-super-Mare	d	•	•	•	0841	•	•	0911	•
Bristol Temple Meads 	(10) d	•	0910	0916	0921	0930	0941	0948	0955
Lawrence Hill	d	•	0913	0919	•	•	•	0951	•
Stapleton Road	d	•	0915	0921	•	•	•	0953	•
Clifton Down	a	•	•	0929	•	•	•	•	•
Avonmouth	a	•	•	0940	•	•	•	•	•
Severn Beach	a	•	•	0951	•	•	•	•	•
Filton Abbey Wood	d	•	0921	•	0930	•	0948	0959	1002
Bristol Parkway	(7) a	•	0926	•	•	0938	0952	1004	•
Bristol Parkway	(7) d	•	•	•	•	0940	0952	•	•
Patchway	d	•	•	•	0935	•	•	•	•
Severn Tunnel Junction	a	•	•	•	0946	•	•	•	•
Newport	a	•	•	•	0958	•	•	•	1027
Cardiff Central	(7) a	•	•	•	1014	•	•	•	1043
Yate	d	•	•	•	•	•	1002	•	•
Cam & Dursley	d	•	•	•	•	•	1016	•	•
Gloucester	(7) a	←	•	•	•	•	1032	•	•
Gloucester	(7) d	0938	•	•	•	•	•	•	•
Cheltenham Spa	a	0946	•	•	•	1009	•	•	•
Ashchurch for Tewkesbury	a	0955	•	•	•	•	•	•	•
Worcester Shrub Hill	(7) a	1014	•	•	•	•	•	•	•
Worcester Foregate St	(7) a	1019	•	•	•	•	•	•	•
Malvern Link	a	1028	•	•	•	•	•	•	•
Great Malvern	a	1031	•	•	•	•	•	•	•
Train continues to		EDB							

Operator		XC	GW	GW	XC	GW	GW	GW	GW
Notes									
Facilities		■		■			◇		
Westbury	d	•	•	•	•	•	0938	•	1010
Bath Spa	(7) d	•	•	•	•	•	1008	•	1037
Oldfield Park	d	•	•	•	•	•	1011	•	•
Keynsham	d	•	•	•	•	•	1018	•	•
Taunton	d	•	•	0916	0951	•	•	•	•
Weston-super-Mare	d	•	•	0948	•	•	•	1010	•
Bristol Temple Meads 	(10) d	1000	1003	1024	1030	1034	1041	1045	1054
Lawrence Hill	d	•	•	•	•	1037	•	1049	•
Stapleton Road	d	•	1007	•	•	1039	•	1052	•
Clifton Down	a	•	1015	•	•	1047	•	•	•
Avonmouth	a	•	1029	•	•	1100	•	•	•
Severn Beach	a	•	•	•	•	•	•	•	•
Filton Abbey Wood	d	•	•	1032	•	•	1048	1057	1102
Bristol Parkway	(7) a	1008	•	•	1038	•	1053	1104	•
Bristol Parkway	(7) d	1010	•	•	1040	•	1053	•	•
Patchway	d	•	•	1036	•	•	•	•	•
Severn Tunnel Junction	a	•	•	1047	•	•	•	•	•
Newport	a	•	•	1100	•	•	•	•	1125
Cardiff Central	(7) a	•	•	1122	•	•	•	•	1143
Yate	d	•	•	•	•	•	1103	•	•
Cam & Dursley	d	•	•	•	•	•	1117	•	•
Gloucester	(7) a	•	•	•	•	•	1133	•	•
Gloucester	(7) d	•	•	•	•	•	1137	•	•
Cheltenham Spa	a	1040	•	•	1109	•	←	•	•
Ashchurch for Tewkesbury	a	•	•	•	•	•	•	•	•
Worcester Shrub Hill	(7) a	•	•	•	•	•	•	•	•
Worcester Foregate St	(7) a	•	•	•	•	•	•	•	•
Malvern Link	a	•	•	•	•	•	•	•	•
Great Malvern	a	•	•	•	•	•	•	•	•
Train continues to		MAN			GLC				

MONDAYS TO FRIDAYS

**BRISTOL TO CARDIFF, GLOUCESTER,
CHELTENHAM SPA AND GREAT MALVERN**

Operator		XC	GW	GW	GW	XC	GW	GW	GW
Notes									
Facilities		■	■			■	■	◇	■
Westbury	d	1038	.	1110
Bath Spa	⑦ d	1108	.	1136
Oldfield Park	d	1111	.	.
Keynsham	d	1118	.	.
Taunton	d	.	.	.	1011	1050	.	.	.
Weston-super-Mare	d	.	.	.	1043	.	.	1110	.
Bristol Temple Meads	⑩ d	1100	.	1116	1121	1130	1141	1145	1154
Lawrence Hill	d	.	.	1119	.	.	.	1148	.
Stapleton Road	d	.	.	1121	.	.	.	1150	.
Clifton Down	a	.	.	1129
Avonmouth	a	.	.	1140
Severn Beach	a	.	.	1149
Filton Abbey Wood	d	.	.	.	1130	.	1148	1156	1201
Bristol Parkway	⑦ a	1108	.	.	.	1138	1152	1203	.
Bristol Parkway	⑦ d	1110	.	.	.	1140	1152	.	.
Patchway	d	.	.	.	1135
Severn Tunnel Junction	a	.	.	.	1146
Newport	a	.	.	.	1157	.	.	.	1226
Cardiff Central	⑦ a	.	.	.	1219	.	.	.	1242
Yate	d	1202	.	.
Cam & Dursley	d	1216	.	.
Gloucester	⑦ a	.	←	.	.	.	1233	.	.
Gloucester	⑦ d	.	1137
Cheltenham Spa	a	1140	1146	.	.	1209	.	.	.
Ashchurch for Tewkesbury	a	.	1156
Worcester Shrub Hill	⑦ a	.	1213
Worcester Foregate St	⑦ a	.	1216
Malvern Link	a	.	1225
Great Malvern	a	.	1230
Train continues to		MAN				ABD			

Operator		XC	GW	GW	XC	GW	GW	GW	GW
Notes									
Facilities		■	■		■	■	◇		◇
Westbury	d	1141	.	1210
Bath Spa	⑦ d	1211	.	1236
Oldfield Park	d	1214	.	.
Keynsham	d	1221	.	.
Taunton	d	1117	.	1104h	1151
Weston-super-Mare	d	.	.	1138	.	.	.	1209	.
Bristol Temple Meads	⑩ d	1200	1203	1221	1230	1234	1241	1245	1254
Lawrence Hill	d	1237	.	1247	.
Stapleton Road	d	.	1207	.	.	1239	.	1250	.
Clifton Down	a	.	1215	.	.	1247	.	.	.
Avonmouth	a	.	1229	.	.	1300	.	.	.
Severn Beach	a
Filton Abbey Wood	d	.	.	1230	.	.	1248	1255	1301
Bristol Parkway	⑦ a	1208	.	.	1238	.	1252	1303	.
Bristol Parkway	⑦ d	1210	.	.	1240	.	1252	.	.
Patchway	d	.	.	1235
Severn Tunnel Junction	a	.	.	1246
Newport	a	.	.	1259	1325
Cardiff Central	⑦ a	.	.	1322	1342
Yate	d	1301	.	.
Cam & Dursley	d	1314	.	.
Gloucester	⑦ a	1333	.	.
Gloucester	⑦ d	1337	.	.
Cheltenham Spa	a	1239	.	.	1309	.	←	.	.
Ashchurch for Tewkesbury	a
Worcester Shrub Hill	⑦ a
Worcester Foregate St	⑦ a
Malvern Link	a
Great Malvern	a
Train continues to		MAN			GLC				

MONDAYS TO FRIDAYS

**BRISTOL TO CARDIFF, GLOUCESTER,
CHELTENHAM SPA AND GREAT MALVERN**

Operator Notes		XC	GW	GW	GW	XC	GW	GW	GW
Facilities		■	◇			■			◇
Westbury	d	1247	.	1310
Bath Spa	⑦ d	1317	.	1338
Oldfield Park	d	1320	.	.
Keynsham	d	1327	.	.
Taunton	d	.	.	.	1204	1251	.	.	.
Weston-super-Mare	d	.	.	.	1241	.	.	1310	.
Bristol Temple Meads	⑩ d	1300	.	1316	1321	1330	1341	1345	1354
Lawrence Hill	d	.	.	1319	.	.	.	1347	.
Stapleton Road	d	.	.	1321	.	.	.	1350	.
Clifton Down	a	.	.	1329
Avonmouth	a	.	.	1340
Severn Beach	a	.	.	1351
Filton Abbey Wood	d	.	.	.	1330	.	1348	1355	1401
Bristol Parkway	⑦ a	1308	.	.	.	1338	1352	1403	.
Bristol Parkway	⑦ d	1310	.	.	.	1340	1352	.	.
Patchway	d	.	.	.	1335
Severn Tunnel Junction	a	.	.	.	1346
Newport	a	.	.	.	1357	.	.	.	1426
Cardiff Central	⑦ a	.	.	.	1413	.	.	.	1441
Yate	d	1402	.	.
Cam & Dursley	d	1416	.	.
Gloucester	⑦ a	.	←	.	.	.	1431	.	.
Gloucester	⑦ d	.	1337
Cheltenham Spa	a	1339	1346	.	.	1409	.	.	.
Ashchurch for Tewkesbury	a	.	1355
Worcester Shrub Hill	⑦ a	.	1412
Worcester Foregate St	⑦ a	.	1418
Malvern Link	a	.	1427
Great Malvern	a	.	1430
Train continues to		MAN			DEE				

Operator Notes		XC	GW	GW	XC	GW	GW	GW	GW
Facilities		■			■				◇
Westbury	d	1344	.	1410
Bath Spa	⑦ d	1414	.	1436
Oldfield Park	d	1417	.	.
Keynsham	d	1424	.	.
Taunton	d	1321	.	1308h	1351
Weston-super-Mare	d	.	.	1341	.	.	.	1410	.
Bristol Temple Meads	⑩ d	1400	1403	1421	1430	1434	1441	1445	1454
Lawrence Hill	d	1437	.	1447	.
Stapleton Road	d	.	1407	.	.	1439	.	1450	.
Clifton Down	a	.	1415	.	.	1447	.	.	.
Avonmouth	a	.	1429	.	.	1500	.	.	.
Severn Beach	a
Filton Abbey Wood	d	.	.	1432	.	.	1448	1455	1501
Bristol Parkway	⑦ a	1408	.	.	1439	.	1452	1503	.
Bristol Parkway	⑦ d	1410	.	.	1440	.	1453	.	.
Patchway	d	.	.	1436
Severn Tunnel Junction	a	.	.	1447
Newport	a	.	.	1503	1525
Cardiff Central	⑦ a	.	.	1526	1542
Yate	d	1503	.	.
Cam & Dursley	d	1517	.	.
Gloucester	⑦ a	1533	.	.
Gloucester	⑦ d	1537	.	.
Cheltenham Spa	a	1440	.	.	1510	.	←	.	.
Ashchurch for Tewkesbury	a
Worcester Shrub Hill	⑦ a
Worcester Foregate St	⑦ a
Malvern Link	a
Great Malvern	a
Train continues to		MAN			GLC				

MONDAYS TO FRIDAYS

**BRISTOL TO CARDIFF, GLOUCESTER,
CHELTENHAM SPA AND GREAT MALVERN**

Operator Notes		XC	GW	GW	GW	XC	GW	GW	GW
Facilities		■ □				■ □			
Westbury	d	•	•	•	•	•	1438	1452	•
Bath Spa	⑦ d	•	•	•	•	•	1509	1522	•
Oldfield Park	d	•	•	•	•	•	1512	•	•
Keynsham	d	•	•	•	•	•	1519	•	•
Taunton	d	•	•	•	1411	1451	•	•	•
Weston-super-Mare	d	•	•	•	1445	•	•	•	1510
Bristol Temple Meads	⑩ d	1500	•	1515	1521	1530	1533	1541	1545
Lawrence Hill	d	•	•	1518	•	•	•	•	1547
Stapleton Road	d	•	•	1520	•	•	•	•	1550
Clifton Down	a	•	•	1529	•	•	•	•	•
Avonmouth	a	•	•	1540	•	•	•	•	•
Severn Beach	a	•	•	1549	•	•	•	•	•
Filton Abbey Wood	d	•	•	•	1530	•	•	1548	1555
Bristol Parkway	⑦ a	1508	•	•	•	1539	1544	1552	1604
Bristol Parkway	⑦ d	1510	•	•	•	1540	•	1552	•
Patchway	d	•	•	•	1535	•	•	•	•
Severn Tunnel Junction	a	•	•	•	1546	•	•	•	•
Newport	a	•	•	•	1557	•	•	•	•
Cardiff Central	⑦ a	•	•	•	1615	•	•	•	•
Yate	d	•	•	•	•	•	•	1602	•
Cam & Dursley	d	•	•	•	•	•	•	1616	•
Gloucester	⑦ a	•	←	•	•	•	•	1634	•
Gloucester	⑦ d	•	1537	•	•	•	•	•	•
Cheltenham Spa	a	1541	1546	•	•	1610	•	•	•
Ashchurch for Tewkesbury	a	•	1556	•	•	•	•	•	•
Worcester Shrub Hill	⑦ a	•	1614	•	•	•	•	•	•
Worcester Foregate St	⑦ a	•	1617	•	•	•	•	•	•
Malvern Link	a	•	1626	•	•	•	•	•	•
Great Malvern	a	•	1629	•	•	•	•	•	•
Train continues to		MAN				EDB			

Operator Notes		GW	XC	GW	GW	GW	XC	GW	GW
Facilities		◇ □	■ □				■ □		
Westbury	d	1510	•	•	•	•	•	•	1538
Bath Spa	⑦ d	1536	•	•	•	•	•	•	1608
Oldfield Park	d	•	•	•	•	•	•	•	1611
Keynsham	d	•	•	•	•	•	•	•	1619
Taunton	d	•	1514	•	•	1457h	1550	•	•
Weston-super-Mare	d	•	1538	•	•	1544	•	•	•
Bristol Temple Meads	⑩ d	1554	1600	1603	1615	1624	1630	1635	1641
Lawrence Hill	d	•	•	1606	1618	•	•	1638	•
Stapleton Road	d	•	•	1608	1620	•	•	1640	•
Clifton Down	a	•	•	1616	•	•	•	1648	•
Avonmouth	a	•	•	1629	•	•	•	1700	•
Severn Beach	a	•	•	•	•	•	•	•	•
Filton Abbey Wood	d	1601	•	•	1626	1632	•	•	1648
Bristol Parkway	⑦ a	•	1608	•	1634	•	1638	•	1652
Bristol Parkway	⑦ d	•	1610	•	•	•	1640	•	1652
Patchway	d	•	•	•	•	1636	•	•	•
Severn Tunnel Junction	a	•	•	•	•	1647	•	•	•
Newport	a	1625	•	•	•	1702	•	•	•
Cardiff Central	⑦ a	1641	•	•	•	1727	•	•	•
Yate	d	•	•	•	•	•	•	•	1701
Cam & Dursley	d	•	•	•	•	•	•	•	1714
Gloucester	⑦ a	•	•	•	•	•	•	•	1734
Gloucester	⑦ d	•	•	•	•	•	•	•	1737
Cheltenham Spa	a	•	1639	•	•	•	1709	•	←
Ashchurch for Tewkesbury	a	•	•	•	•	•	•	•	•
Worcester Shrub Hill	⑦ a	•	•	•	•	•	•	•	•
Worcester Foregate St	⑦ a	•	•	•	•	•	•	•	•
Malvern Link	a	•	•	•	•	•	•	•	•
Great Malvern	a	•	•	•	•	•	•	•	•
Train continues to			MAN				EDB		

MONDAYS TO FRIDAYS

BRISTOL TO CARDIFF, GLOUCESTER, CHELTENHAM SPA AND GREAT MALVERN

Operator		GW	GW	XC	GW	GW	GW	GW	XC
Notes									
Facilities		□	□	■					■
Westbury	d	•	1609	•	•	•	•	•	•
Bath Spa	⑦ d	•	1635	•	•	1645	•	•	•
Oldfield Park	d	•	•	•	•	•	•	•	•
Keynsham	d	•	•	•	•	1653	•	•	•
Taunton	d	•	•	•	•	•	•	1607	1651
Weston-super-Mare	d	1610	•	•	•	•	•	1638	•
Bristol Temple Meads	⑩ d	1645	1655	1700	•	1709	1713	1721	1730
Lawrence Hill	d	1649	•	•	•	1712	1716	•	•
Stapleton Road	d	1651	•	•	•	1715	1719	•	•
Clifton Down	a	•	•	•	•	•	1728	•	•
Avonmouth	a	•	•	•	•	•	1740	•	•
Severn Beach	a	•	•	•	•	•	1751	•	•
Filton Abbey Wood	d	1657	1703	•	•	1724	•	1728	•
Bristol Parkway	⑦ a	1704	•	1708	•	1729	•	•	1739
Bristol Parkway	⑦ d	•	•	1710	•	•	•	•	1740
Patchway	d	•	•	•	•	•	•	1733	•
Severn Tunnel Junction	a	•	1716	•	•	•	•	1744	•
Newport	a	•	1726	•	•	•	•	1757	•
Cardiff Central	⑦ a	•	1743	•	•	•	•	1813	•
Yate	d	•	•	•	•	•	•	•	•
Cam & Dursley	d	•	•	•	•	•	•	•	•
Gloucester	⑦ a	•	•	•	┌	•	•	•	•
Gloucester	⑦ d	•	•	•	1737	•	•	•	•
Cheltenham Spa	a	•	•	1741	1746	•	•	•	1810
Ashchurch for Tewkesbury	a	•	•	•	1756	•	•	•	•
Worcester Shrub Hill	⑦ a	•	•	•	1816	•	•	•	•
Worcester Foregate St	⑦ a	•	•	•	1821	•	•	•	•
Malvern Link	a	•	•	•	1830	•	•	•	•
Great Malvern	a	•	•	•	1835	•	•	•	•
Train continues to				MAN					LDS

Operator		GW	GW	GW	XC	GW	GW	XC	GW
Notes									
Facilities				□	■			■	
Westbury	d	1642	•	1709	•	•	•	•	1738
Bath Spa	⑦ d	1712	•	1735	•	•	•	•	1808
Oldfield Park	d	1715	•	•	•	•	•	•	1811
Keynsham	d	1721	•	•	•	•	•	•	1818
Taunton	d	•	•	•	1721	•	1706h	1750	•
Weston-super-Mare	d	•	1715	•	•	•	1738	•	•
Bristol Temple Meads	⑩ d	1741	1746	1754	1800	1803	1822	1830	1836
Lawrence Hill	d	•	1749	•	•	1806	1825	•	•
Stapleton Road	d	•	1752	•	•	1809	1827	•	•
Clifton Down	a	•	•	•	•	1817	•	•	•
Avonmouth	a	•	•	•	•	1829	•	•	•
Severn Beach	a	•	•	•	•	1840	•	•	•
Filton Abbey Wood	d	1748	1757	1802	•	•	1833	•	1843
Bristol Parkway	⑦ a	1752	1804	•	1808	•	•	1838	1847
Bristol Parkway	⑦ d	1753	•	•	1810	•	•	1840	1848
Patchway	d	•	•	•	•	•	1837	•	•
Severn Tunnel Junction	a	•	•	1814	•	•	1850	•	•
Newport	a	•	•	1824	•	•	1903	•	•
Cardiff Central	⑦ a	•	•	1842	•	•	1923	•	•
Yate	d	1801	•	•	•	•	•	•	1857
Cam & Dursley	d	1814	•	•	•	•	•	•	1911
Gloucester	⑦ a	1833	•	•	•	•	•	•	1927
Gloucester	⑦ d	•	•	•	•	•	•	•	1935
Cheltenham Spa	a	•	•	•	1840	•	•	1909	└
Ashchurch for Tewkesbury	a	•	•	•	•	•	•	•	•
Worcester Shrub Hill	⑦ a	•	•	•	•	•	•	•	•
Worcester Foregate St	⑦ a	•	•	•	•	•	•	•	•
Malvern Link	a	•	•	•	•	•	•	•	•
Great Malvern	a	•	•	•	•	•	•	•	•
Train continues to					MAN				LDS

MONDAYS TO FRIDAYS
**BRISTOL TO CARDIFF, GLOUCESTER,
CHELTENHAM SPA AND GREAT MALVERN**

Operator Notes		GW	GW	XC	GW	GW	XC	GW	GW
Facilities		□ □	■ □				■ □		
Westbury	d	•	1810	•	•	•	•	•	1838
Bath Spa	⑦ d	•	1836	•	•	•	•	•	1908
Oldfield Park	d	•	•	•	•	•	•	•	1911
Keynsham	d	•	•	•	•	•	•	•	1918
Taunton	d	•	•	•	•	1808	1852	•	•
Weston-super-Mare	d	1815	•	•	•	1840	•	•	•
Bristol Temple Meads	⑩ d	1846	1854	1900	•	1921	1930	1933	1941
Lawrence Hill	d	1849	•	•	•	1924	•	1936	•
Stapleton Road	d	1852	•	•	•	1926	•	1938	•
Clifton Down	a	1902	•	•	•	•	•	1946	•
Avonmouth	a	1922	•	•	•	•	•	1959	•
Severn Beach	a	•	•	•	•	•	•	•	•
Filton Abbey Wood	d	•	1901	•	•	1932	•	•	1948
Bristol Parkway	⑦ a	•	•	1908	•	•	1939	•	1952
Bristol Parkway	⑦ d	•	•	1910	•	•	1940	•	1952
Patchway	d	•	•	•	•	1936	•	•	•
Severn Tunnel Junction	a	•	1913	•	•	1947	•	•	•
Newport	a	•	1924	•	•	1958	•	•	•
Cardiff Central	⑦ a	•	1942	•	•	2018	•	•	•
Yate	d	•	•	•	•	•	•	•	2002
Cam & Dursley	d	•	•	•	•	•	•	•	2016
Gloucester	⑦ a	•	•	•	•	•	•	•	2033
Gloucester	⑦ d	•	•	•	1935	•	•	•	2037
Cheltenham Spa	a	•	•	1939	1945	•	2010	•	2048
Ashchurch for Tewkesbury	a	•	•	•	1954	•	•	•	•
Worcester Shrub Hill	⑦ a	•	•	•	2018	•	•	•	•
Worcester Foregate St	⑦ a	•	•	•	2022	•	•	•	•
Malvern Link	a	•	•	•	2032	•	•	•	•
Great Malvern	a	•	•	•	2035	•	•	•	•
Train continues to				MAN			LDS		

Operator Notes		GW	GW	XC	XC	XC	GW A	GW	GW
Facilities		◇ □	■	■	■				
Westbury	d	•	1909	•	•	•	1932	•	•
Bath Spa	⑦ d	•	1937	•	•	•	•	•	•
Oldfield Park	d	•	•	•	•	•	•	•	•
Keynsham	d	•	•	•	•	•	•	•	•
Taunton	d	•	•	•	•	1950	•	•	•
Weston-super-Mare	d	1908	•	•	•	•	•	•	•
Bristol Temple Meads	⑩ d	1945	1954	2000	2015	2030	•	2034	2041
Lawrence Hill	d	1947	•	•	•	•	•	2037	•
Stapleton Road	d	1950	•	•	•	•	•	2040	•
Clifton Down	a	•	•	•	•	•	•	2049	•
Avonmouth	a	•	•	•	•	•	•	2101	•
Severn Beach	a	•	•	•	•	•	•	2112	•
Filton Abbey Wood	d	1955	2002	•	2022	•	•	•	2048
Bristol Parkway	⑦ a	2003	•	2008	•	2038	•	•	2052
Bristol Parkway	⑦ d	•	•	2010	•	2040	•	•	2052
Patchway	d	•	•	•	2026	•	•	•	•
Severn Tunnel Junction	a	•	2014	•	2036	•	•	•	•
Newport	a	•	2024	•	2047	•	•	•	•
Cardiff Central	⑦ a	•	2047	•	2103	•	•	•	•
Yate	d	•	•	•	•	•	•	•	2101
Cam & Dursley	d	•	•	•	•	•	•	•	2114
Gloucester	⑦ a	•	•	2038	•	•	2115	•	2132
Gloucester	⑦ d	•	•	2046	•	•	2123	•	2133
Cheltenham Spa	a	•	•	2055	•	2115	2133	•	2144
Ashchurch for Tewkesbury	a	•	•	•	•	•	•	•	2153
Worcester Shrub Hill	⑦ a	•	•	•	•	•	•	•	2211
Worcester Foregate St	⑦ a	•	•	•	•	•	•	•	•
Malvern Link	a	•	•	•	•	•	•	•	•
Great Malvern	a	•	•	•	•	•	•	•	•
Train continues to				BHM		BHM			

MONDAYS TO FRIDAYS
**BRISTOL TO CARDIFF, GLOUCESTER,
CHELTENHAM SPA AND GREAT MALVERN**

Operator Notes Facilities		GW	GW	GW FO	GW FX	GW	GW	GW	XC
		◇ □	■ □				◇	■	
Westbury	d	2011	•	•	•	•	•	2110	•
Bath Spa	⑦ d	2037	•	•	•	•	•	2136	•
Oldfield Park	d	•	•	•	•	•	•	•	•
Keynsham	d	•	•	•	•	•	•	•	•
Taunton	d	•	•	•	•	•	•	2035	2119
Weston-super-Mare	d	•	•	•	•	•	•	2107	•
Bristol Temple Meads	⑩ d	2054	•	2119	2121	2137	2141	2154	2200
Lawrence Hill	d	•	•	2122	2124	2140	•	•	•
Stapleton Road	d	•	•	2124	2126	2142	•	•	•
Clifton Down	a	•	•	•	•	2150	•	•	•
Avonmouth	a	•	•	•	•	2205	•	•	•
Severn Beach	a	•	•	•	•	•	•	•	•
Filton Abbey Wood	d	2101	•	2130	2132	•	2151	2201	•
Bristol Parkway	⑦ a	•	•	•	•	•	2155	•	2209
Bristol Parkway	⑦ d	•	•	•	•	•	2156	•	2210
Patchway	d	•	•	2134	2136	•	•	2206	•
Severn Tunnel Junction	a	2113	•	2146	2147	•	•	2216	•
Newport	a	2124	•	2158	2159	•	•	2233k	•
Cardiff Central	⑦ a	2144	•	2213	2215	•	•	2256k	•
Yate	d	•	•	•	•	•	2205	•	•
Cam & Dursley	d	•	•	•	•	•	2219	•	•
Gloucester	⑦ a	•	•	•	•	•	2238	•	•
Gloucester	⑦ d	•	2151	•	•	•	•	•	•
Cheltenham Spa	a	•	2200	•	•	•	•	•	2241
Ashchurch for Tewkesbury	a	•	•	•	•	•	•	•	•
Worcester Shrub Hill	⑦ a	•	2222	•	•	•	•	•	•
Worcester Foregate St	⑦ a	•	•	•	•	•	•	•	•
Malvern Link	a	•	•	•	•	•	•	•	•
Great Malvern	a	•	•	•	•	•	•	•	•
Train continues to									BHM

Operator Notes Facilities		GW	GW	GW
				◇
Westbury	d	•	•	2210
Bath Spa	⑦ d	•	•	2236
Oldfield Park	d	•	•	•
Keynsham	d	•	•	•
Taunton	d	•	•	•
Weston-super-Mare	d	•	•	•
Bristol Temple Meads	⑩ d	2220	2242	2254
Lawrence Hill	d	2223	•	•
Stapleton Road	d	2225	•	•
Clifton Down	a	2233	•	•
Avonmouth	a	2244	•	•
Severn Beach	a	2253	•	•
Filton Abbey Wood	d	•	2249	2301
Bristol Parkway	⑦ a	•	2253	•
Bristol Parkway	⑦ d	•	2253	•
Patchway	d	•	•	2306
Severn Tunnel Junction	a	•	•	2316
Newport	a	•	•	2333
Cardiff Central	⑦ a	•	•	2355m
Yate	d	•	2302	•
Cam & Dursley	d	•	2315	•
Gloucester	⑦ a	•	2338	•
Gloucester	⑦ d	•	•	•
Cheltenham Spa	a	•	•	•
Ashchurch for Tewkesbury	a	•	•	•
Worcester Shrub Hill	⑦ a	•	•	•
Worcester Foregate St	⑦ a	•	•	•
Malvern Link	a	•	•	•
Great Malvern	a	•	•	•
Train continues to				

SATURDAYS

BRISTOL TO CARDIFF, GLOUCESTER,
CHELTENHAM SPA AND GREAT MALVERN

Operator Notes		GW	GW	GW	XC	GW	GW	GW	GW
Facilities		■	□		■	□		■	□
Westbury	d
Bath Spa	⑦ d	0118
Oldfield Park	d
Keynsham	d
Taunton	d
Weston-super-Mare	d
Bristol Temple Meads	⑩ d	0137	.	0603	0615	0633	.	0645	0651
Lawrence Hill	d	0636	.	.	0654
Stapleton Road	d	.	.	0606	.	0638	.	.	0656
Clifton Down	a	.	.	0614	.	0646	.	.	.
Avonmouth	a	.	.	0629	.	0701	.	.	.
Severn Beach	a
Filton Abbey Wood	d	0653	0702
Bristol Parkway	⑦ a	.	.	.	0623	.	.	0657	.
Bristol Parkway	⑦ d	.	.	.	0625	.	.	0709	.
Patchway	d	└	.
Pilning	a
Severn Tunnel Junction	a	0715
Newport	a	0211s	0727
Cardiff Central	⑦ a	0232	0745
Yate	d
Cam & Dursley	d
Gloucester	⑦ a	.	.	.	0652
Gloucester	⑦ d	.	0600	.	0700	.	0715	.	.
Cheltenham Spa	a	.	0610	.	0709	.	0724	.	.
Ashchurch for Tewkesbury	a	.	0619	.	.	.	0733	.	.
Worcester Shrub Hill	⑦ a	.	0640	.	.	.	0753	.	.
Worcester Foregate St	⑦ a
Malvern Link	a
Great Malvern	a
Train continues to					GLC			SWA	

Operator Notes		GW	XC	GW	GW	XC	GW	GW	GW
Facilities		■	□			■	□		
Westbury	d	0638	.	.
Bath Spa	⑦ d	0708	.	.
Oldfield Park	d	0711	.	.
Keynsham	d	0718	.	.
Taunton	d	0649	.	0634h	.
Weston-super-Mare	d	0708	.
Bristol Temple Meads	⑩ d	.	0700	0716	0723	0730	0741	0747	0755
Lawrence Hill	d	.	.	0719	.	.	.	0750	.
Stapleton Road	d	.	.	0721	.	.	.	0752	.
Clifton Down	a	.	.	0729
Avonmouth	a	.	.	0740
Severn Beach	a	.	.	0753
Filton Abbey Wood	d	.	.	.	0730	.	0748	0759	0803
Bristol Parkway	⑦ a	└	0708	.	.	0738	0752	0804	.
Bristol Parkway	⑦ d	0709	0710	.	.	0740	0753	.	.
Patchway	d	.	.	.	0735
Pilning	a	.	.	.	0834st
Severn Tunnel Junction	a	.	.	.	0746
Newport	a	0731	.	.	0758	.	.	.	0825
Cardiff Central	⑦ a	0747	.	.	0817	.	.	.	0842
Yate	d	0802	.	.
Cam & Dursley	d	0816	.	.
Gloucester	⑦ a	0832	.	.
Gloucester	⑦ d
Cheltenham Spa	a	.	0739	.	.	0809	.	.	.
Ashchurch for Tewkesbury	a
Worcester Shrub Hill	⑦ a
Worcester Foregate St	⑦ a
Malvern Link	a
Great Malvern	a
Train continues to		SWA	MAN			EDB			

SATURDAYS

BRISTOL TO CARDIFF, GLOUCESTER,
CHELTENHAM SPA AND GREAT MALVERN

Operator		XC	GW	GW	XC	GW	GW	GW	GW
Notes									
Facilities		■	□		■	□			◇
Westbury	d	0738	.	0806
Bath Spa	⑦ d	0808	.	0833
Oldfield Park	d	0811	.	.
Keynsham	d	0818	.	.
Taunton	d	.	.	.	0749	.	.	0735h	.
Weston-super-Mare	d	.	.	0737	.	.	.	0807	.
Bristol Temple Meads	⑩ d	0800	0803	0823	0830	0834	0840	0845	0855
Lawrence Hill	d	.	0806	.	.	0837	.	0848	.
Stapleton Road	d	.	0808	.	.	0839	.	0850	.
Clifton Down	a	.	0816	.	.	0847	.	.	.
Avonmouth	a	.	0831	.	.	0902	.	.	.
Severn Beach	a
Filton Abbey Wood	d	0741j	.	0831	.	.	0848	0858	0903
Bristol Parkway	⑦ a	0808	.	.	0838	.	0852	0904	.
Bristol Parkway	⑦ d	0810	.	.	0840	.	0853	.	.
Patchway	d	0737j	.	0836
Pilning	a
Severn Tunnel Junction	a	0725j	.	0847
Newport	a	.	.	0901	0925
Cardiff Central	⑦ a	.	.	0923	0942
Yate	d	0902	.	.
Cam & Dursley	d	0914	.	.
Gloucester	⑦ a	0930	.	.
Gloucester	⑦ d	0938	.	.
Cheltenham Spa	a	0840	.	.	0909	.	└	.	.
Ashchurch for Tewkesbury	a
Worcester Shrub Hill	⑦ a
Worcester Foregate St	⑦ a
Malvern Link	a
Great Malvern	a
Train continues to		MAN			GLC				

Operator		XC	GW	GW	GW	XC	GW	GW	GW
Notes									
Facilities		■	□			■	□		◇
Westbury	d	0838	.	0910
Bath Spa	⑦ d	0908	.	0936
Oldfield Park	d	0911	.	.
Keynsham	d	0918	.	.
Taunton	d	0811	.	.	.	0849	.	.	.
Weston-super-Mare	d	.	.	.	0840	.	.	0910	.
Bristol Temple Meads	⑩ d	0900	.	0916	0922	0930	0941	0945	0952
Lawrence Hill	d	.	.	0919	.	.	.	0948	.
Stapleton Road	d	.	.	0921	.	.	.	0950	.
Clifton Down	a	.	.	0929
Avonmouth	a	.	.	0940
Severn Beach	a	.	.	0953
Filton Abbey Wood	d	.	.	.	0931	.	0948	0957	1001
Bristol Parkway	⑦ a	0908	.	.	.	0938	0952	1004	.
Bristol Parkway	⑦ d	0910	.	.	.	0940	0952	.	.
Patchway	d	.	.	.	0935
Pilning	a
Severn Tunnel Junction	a	.	.	.	0946
Newport	a	.	.	.	0958	.	.	.	1023
Cardiff Central	⑦ a	.	.	.	1018	.	.	.	1040
Yate	d	1002	.	.
Cam & Dursley	d	1015	.	.
Gloucester	⑦ a	.	└	.	.	.	1033	.	.
Gloucester	⑦ d	.	0938
Cheltenham Spa	a	0939	0946	.	.	1009	.	.	.
Ashchurch for Tewkesbury	a	.	0955
Worcester Shrub Hill	⑦ a	.	1014
Worcester Foregate St	⑦ a	.	1018
Malvern Link	a	.	1027
Great Malvern	a	.	1033
Train continues to		MAN				EDB			

SATURDAYS

BRISTOL TO CARDIFF, GLOUCESTER,
CHELTENHAM SPA AND GREAT MALVERN

Operator		XC	GW	GW	XC	GW	GW	GW	GW
Notes									
Facilities		■	□		■	□			□
Westbury	d	0939	.	1010
Bath Spa	⑦ d	1009	.	1036
Oldfield Park	d	1012	.	.
Keynsham	d	1019	.	.
Taunton	d	.	.	0912	0950
Weston-super-Mare	d	.	.	0944	.	.	.	1010	.
Bristol Temple Meads	⑩ d	1000	1003	1023	1030	1034	1041	1045	1055
Lawrence Hill	d	1037	.	1048	.
Stapleton Road	d	.	1007	.	.	1039	.	1050	.
Clifton Down	a	.	1015	.	.	1047	.	.	.
Avonmouth	a	.	1031	.	.	1102	.	.	.
Severn Beach	a
Filton Abbey Wood	d	.	.	1032	.	.	1048	1056	1103
Bristol Parkway	⑦ a	1008	.	.	1038	.	1052	1104	.
Bristol Parkway	⑦ d	1010	.	.	1040	.	1052	.	.
Patchway	d	.	.	1036
Pilning	a
Severn Tunnel Junction	a	.	.	1047
Newport	a	.	.	1101	1125
Cardiff Central	⑦ a	.	.	1119	1142
Yate	d	1102	.	.
Cam & Dursley	d	1116	.	.
Gloucester	⑦ a	1132	.	.
Gloucester	⑦ d	1137	.	.
Cheltenham Spa	a	1039	.	.	1109	.	┌	.	.
Ashchurch for Tewkesbury	a
Worcester Shrub Hill	⑦ a
Worcester Foregate St	⑦ a
Malvern Link	a
Great Malvern	a
Train continues to		MAN			GLC				

Operator		XC	GW	GW	GW	XC	GW	GW	GW
Notes									
Facilities		■	□			■	□		◇
Westbury	d	1038	.	1110
Bath Spa	⑦ d	1109	.	1136
Oldfield Park	d	1112	.	.
Keynsham	d	1119	.	.
Taunton	d	.	.	.	1011	1050	.	.	.
Weston-super-Mare	d	.	.	.	1043	.	.	1113	.
Bristol Temple Meads	⑩ d	1100	.	1116	1122	1130	1141	1147	1154
Lawrence Hill	d	.	.	1119	.	.	.	1150	.
Stapleton Road	d	.	.	1121	.	.	.	1152	.
Clifton Down	a	.	.	1129
Avonmouth	a	.	.	1140
Severn Beach	a	.	.	1153
Filton Abbey Wood	d	.	.	.	1131	.	1148	1158	1202
Bristol Parkway	⑦ a	1108	.	.	.	1138	1152	1204	.
Bristol Parkway	⑦ d	1110	.	.	.	1140	1152	.	.
Patchway	d	.	.	.	1135
Pilning	a
Severn Tunnel Junction	a	.	.	.	1146
Newport	a	.	.	.	1158	.	.	.	1224
Cardiff Central	⑦ a	.	.	.	1217	.	.	.	1244
Yate	d	1202	.	.
Cam & Dursley	d	1216	.	.
Gloucester	⑦ a	.	└	.	.	.	1231	.	.
Gloucester	⑦ d	.	1137
Cheltenham Spa	a	1140	1147	.	.	1209	.	.	.
Ashchurch for Tewkesbury	a	.	1156
Worcester Shrub Hill	⑦ a	.	1214
Worcester Foregate St	⑦ a	.	1217
Malvern Link	a
Great Malvern	a
Train continues to		MAN			ABD				

SATURDAYS

BRISTOL TO CARDIFF, GLOUCESTER,
CHELTENHAM SPA AND GREAT MALVERN

Operator Notes		XC	GW	GW	XC	GW	GW	GW	GW
Facilities		■	□		■	□	◇		◇
Westbury	d	1144	.	1210
Bath Spa	⑦ d	1215	.	1236
Oldfield Park	d	1218	.	.
Keynsham	d	1225	.	.
Taunton	d	1117	.	1104h	1150
Weston-super-Mare	d	.	.	1140	.	.	.	1210	.
Bristol Temple Meads	⑩ d	1200	1203	1221	1230	1236	1242	1245	1253
Lawrence Hill	d	1239	.	1248	.
Stapleton Road	d	.	1207	.	.	1241	.	1250	.
Clifton Down	a	.	1215	.	.	1249	.	.	.
Avonmouth	a	.	1231	.	.	1304	.	.	.
Severn Beach	a
Filton Abbey Wood	d	.	.	1231	.	.	1250	1256	1301
Bristol Parkway	⑦ a	1208	.	.	1238	.	1254	1304	.
Bristol Parkway	⑦ d	1210	.	.	1240	.	1255	.	.
Patchway	d	.	.	1235
Pilning	a
Severn Tunnel Junction	a	.	.	1246
Newport	a	.	.	1300	1324
Cardiff Central	⑦ a	.	.	1318	1342
Yate	d	1304	.	.
Cam & Dursley	d	1316	.	.
Gloucester	⑦ a	1332	.	.
Gloucester	⑦ d	1337	.	.
Cheltenham Spa	a	1239	.	.	1309	.	┌	.	.
Ashchurch for Tewkesbury	a
Worcester Shrub Hill	⑦ a
Worcester Foregate St	⑦ a
Malvern Link	a
Great Malvern	a
Train continues to		MAN			GLC				

Operator Notes		XC	GW	GW	GW	XC	GW	GW	GW
Facilities		■	□			■	□		◇
Westbury	d	1248	.	1310
Bath Spa	⑦ d	1318	.	1336
Oldfield Park	d	1321	.	.
Keynsham	d	1329	.	.
Taunton	d	.	.	.	1207	1250	.	.	.
Weston-super-Mare	d	.	.	.	1239	.	.	1310	.
Bristol Temple Meads	⑩ d	1300	.	1316	1319	1330	1341	1345	1354
Lawrence Hill	d	.	.	1319	.	.	.	1348	.
Stapleton Road	d	.	.	1321	.	.	.	1351	.
Clifton Down	a	.	.	1329
Avonmouth	a	.	.	1340
Severn Beach	a	.	.	1353
Filton Abbey Wood	d	.	.	.	1330	.	1348	1357	1401
Bristol Parkway	⑦ a	1308	.	.	.	1338	1352	1404	.
Bristol Parkway	⑦ d	1310	.	.	.	1340	1352	.	.
Patchway	d	.	.	.	1335
Pilning	a
Severn Tunnel Junction	a	.	.	.	1346
Newport	a	.	.	.	1358	.	.	.	1424
Cardiff Central	⑦ a	.	.	.	1417	.	.	.	1441
Yate	d	1402	.	.
Cam & Dursley	d	1415	.	.
Gloucester	⑦ a	.	└	.	.	.	1434	.	.
Gloucester	⑦ d	.	1337
Cheltenham Spa	a	1339	1346	.	.	1409	.	.	.
Ashchurch for Tewkesbury	a	.	1355
Worcester Shrub Hill	⑦ a	.	1413
Worcester Foregate St	⑦ a	.	1417
Malvern Link	a	.	1427
Great Malvern	a	.	1432
Train continues to		MAN			DEE				

SATURDAYS

BRISTOL TO CARDIFF, GLOUCESTER,
CHELTENHAM SPA AND GREAT MALVERN

Operator		XC	GW	GW	XC	GW	GW	GW	GW
Notes									
Facilities		■	□		■	□			◇
Westbury	d	1338	.	1410
Bath Spa	⑦ d	1408	.	1436
Oldfield Park	d	1411	.	.
Keynsham	d	1418	.	.
Taunton	d	1314	.	1307h	1350
Weston-super-Mare	d	.	.	1341	.	.	.	1410	.
Bristol Temple Meads	⑩ d	1400	1403	1421	1430	1434	1441	1445	1453
Lawrence Hill	d	1437	.	1448	.
Stapleton Road	d	.	1407	.	.	1439	.	1450	.
Clifton Down	a	.	1415	.	.	1447	.	.	.
Avonmouth	a	.	1431	.	.	1502	.	.	.
Severn Beach	a
Filton Abbey Wood	d	.	.	1432	.	.	1448	1456	1501
Bristol Parkway	⑦ a	1408	.	.	1439	.	1452	1504	.
Bristol Parkway	⑦ d	1410	.	.	1440	.	1453	.	.
Patchway	d	.	.	1436
Pilning	a	.	.	1534st
Severn Tunnel Junction	a	.	.	1447
Newport	a	.	.	1459	1524
Cardiff Central	⑦ a	.	.	1517	1546
Yate	d	1503	.	.
Cam & Dursley	d	1517	.	.
Gloucester	⑦ a	1533	.	.
Gloucester	⑦ d	1537	.	.
Cheltenham Spa	a	1439	.	.	1509	.	└	.	.
Ashchurch for Tewkesbury	a
Worcester Shrub Hill	⑦ a
Worcester Foregate St	⑦ a
Malvern Link	a
Great Malvern	a
Train continues to		MAN			GLC				
Operator		XC	GW	GW	GW	XC	GW	GW	GW
Notes									
Facilities		■	□			■	□		◇
Westbury	d	1456	.	1511
Bath Spa	⑦ d	1522	.	1537
Oldfield Park	d
Keynsham	d
Taunton	d	.	.	.	1407	1452	.	.	.
Weston-super-Mare	d	.	.	.	1439	.	.	1510	.
Bristol Temple Meads	⑩ d	1500	.	1516	1521	1530	1541	1545	1555
Lawrence Hill	d	.	.	1519	.	.	.	1548	.
Stapleton Road	d	.	.	1521	.	.	.	1550	.
Clifton Down	a	.	.	1529
Avonmouth	a	.	.	1540
Severn Beach	a	.	.	1553
Filton Abbey Wood	d	.	.	.	1531	.	1548	1558	1602
Bristol Parkway	⑦ a	1508	.	.	.	1538	1552	1604	.
Bristol Parkway	⑦ d	1510	.	.	.	1540	1552	.	.
Patchway	d	.	.	.	1535
Pilning	a
Severn Tunnel Junction	a	.	.	.	1546
Newport	a	.	.	.	1558	.	.	.	1624
Cardiff Central	⑦ a	.	.	.	1615	.	.	.	1642
Yate	d	1602	.	.
Cam & Dursley	d	1616	.	.
Gloucester	⑦ a	.	└	.	.	.	1633	.	.
Gloucester	⑦ d	.	1537
Cheltenham Spa	a	1539	1547	.	.	1609	.	.	.
Ashchurch for Tewkesbury	a	.	1556
Worcester Shrub Hill	⑦ a	.	1614
Worcester Foregate St	⑦ a	.	1617
Malvern Link	a	.	1626
Great Malvern	a	.	1632
Train continues to		MAN				EDB			

SATURDAYS

BRISTOL TO CARDIFF, GLOUCESTER,
CHELTENHAM SPA AND GREAT MALVERN

Operator		XC	GW	GW	XC	GW	GW	GW	GW
Notes									
Facilities		■	□		■	□			◇
Westbury	d	1538	.	1610
Bath Spa	⑦ d	1608	.	1636
Oldfield Park	d	1611	.	.
Keynsham	d	1618	.	.
Taunton	d	1503	.	1507	1549
Weston-super-Mare	d	1529	.	1539	.	.	.	1610	.
Bristol Temple Meads	⑩ d	1600	1603	1621	1630	1634	1641	1645	1654
Lawrence Hill	d	.	1606	.	.	1637	.	1648	.
Stapleton Road	d	.	1608	.	.	1639	.	1650	.
Clifton Down	a	.	1616	.	.	1647	.	.	.
Avonmouth	a	.	1631	.	.	1702	.	.	.
Severn Beach	a
Filton Abbey Wood	d	.	.	1632	.	.	1648	1656	1702
Bristol Parkway	⑦ a	1608	.	.	1638	.	1652	1704	.
Bristol Parkway	⑦ d	1610	.	.	1640	.	1652	.	.
Patchway	d	.	.	1636
Pilning	a
Severn Tunnel Junction	a	.	.	1647	1714
Newport	a	.	.	1700	1726
Cardiff Central	⑦ a	.	.	1717	1742
Yate	d	1702	.	.
Cam & Dursley	d	1716	.	.
Gloucester	⑦ a	1733	.	.
Gloucester	⑦ d	1737	.	.
Cheltenham Spa	a	1639	.	.	1710	.	┌	.	.
Ashchurch for Tewkesbury	a
Worcester Shrub Hill	⑦ a
Worcester Foregate St	⑦ a
Malvern Link	a
Great Malvern	a
Train continues to		MAN			EDB				

Operator		XC	GW	GW	GW	XC	GW	GW	GW
Notes									
Facilities		■	□		■	□			◇
Westbury	d	1639	.	1710
Bath Spa	⑦ d	1710	.	1736
Oldfield Park	d	1713	.	.
Keynsham	d	1720	.	.
Taunton	d	.	.	.	1607	1651	.	.	.
Weston-super-Mare	d	.	.	.	1639	.	.	1710	.
Bristol Temple Meads	⑩ d	1700	.	1716	1721	1730	1741	1745	1754
Lawrence Hill	d	.	.	1719	.	.	.	1748	.
Stapleton Road	d	.	.	1721	.	.	.	1751	.
Clifton Down	a	.	.	1729
Avonmouth	a	.	.	1740
Severn Beach	a	.	.	1753
Filton Abbey Wood	d	.	.	.	1730	.	1748	1757	1801
Bristol Parkway	⑦ a	1708	.	.	.	1739	1752	1804	.
Bristol Parkway	⑦ d	1710	.	.	.	1740	1752	.	.
Patchway	d	.	.	.	1735
Pilning	a
Severn Tunnel Junction	a	.	.	.	1746	.	.	.	1813
Newport	a	.	.	.	1758	.	.	.	1825
Cardiff Central	⑦ a	.	.	.	1815	.	.	.	1843
Yate	d	1802	.	.
Cam & Dursley	d	1815	.	.
Gloucester	⑦ a	.	└	.	.	.	1832	.	.
Gloucester	⑦ d	.	1737
Cheltenham Spa	a	1739	1747	.	.	1811	.	.	.
Ashchurch for Tewkesbury	a	.	1756
Worcester Shrub Hill	⑦ a	.	1816
Worcester Foregate St	⑦ a	.	1822
Malvern Link	a	.	1831
Great Malvern	a	.	1836
Train continues to		MAN				YRK			

SATURDAYS

BRISTOL TO CARDIFF, GLOUCESTER,
CHELTENHAM SPA AND GREAT MALVERN

Operator		XC	GW	GW	XC	GW	GW	GW	XC
Notes									
Facilities		■	□		■	□		□	■
Westbury	d	1748	.	1810	.
Bath Spa	⑦ d	1818	.	1836	.
Oldfield Park	d	1821	.	.	.
Keynsham	d	1828	.	.	.
Taunton	d	1720	.	1706h	1751
Weston-super-Mare	d	.	.	1740	.	.	1810	.	.
Bristol Temple Meads	⑩ d	1759	1803	1823	1830	1841	1845	1854	1900
Lawrence Hill	d	.	1806	.	.	.	1848	.	.
Stapleton Road	d	.	1808	.	.	.	1850	.	.
Clifton Down	a	.	1816
Avonmouth	a	.	1828
Severn Beach	a	.	1840
Filton Abbey Wood	d	.	.	1832	.	1848	1856	1901	.
Bristol Parkway	⑦ a	1808	.	.	1838	1852	1904	.	1908
Bristol Parkway	⑦ d	1809	.	.	1839	1852	.	.	1910
Patchway	d	.	.	1836
Pilning	a
Severn Tunnel Junction	a	.	.	1847
Newport	a	.	.	1900	.	.	.	1923	.
Cardiff Central	⑦ a	.	.	1917	.	.	.	1940	.
Yate	d	1902	.	.	.
Cam & Dursley	d	1916	.	.	.
Gloucester	⑦ a	1932	.	.	.
Gloucester	⑦ d	1938	.	.	.
Cheltenham Spa	a	1839	.	.	1910	└	.	.	1939
Ashchurch for Tewkesbury	a
Worcester Shrub Hill	⑦ a
Worcester Foregate St	⑦ a
Malvern Link	a
Great Malvern	a
Train continues to		MAN			LDS				MAN

Operator		GW	GW	GW	XC	GW	GW	GW	XC
Notes									
Facilities					■	□		◇	■
Westbury	d	1846	.	1910	.
Bath Spa	⑦ d	1915	.	1936	.
Oldfield Park	d	1918	.	.	.
Keynsham	d	1926	.	.	.
Taunton	d	.	.	1808	1851
Weston-super-Mare	d	.	.	1840	.	.	1910	.	.
Bristol Temple Meads	⑩ d	.	1903	1919	1930	1941	1945	1954	2000
Lawrence Hill	d	.	1906	.	.	.	1948	.	.
Stapleton Road	d	.	1908	.	.	.	1950	.	.
Clifton Down	a	.	1916
Avonmouth	a	.	1928
Severn Beach	a	.	1940
Filton Abbey Wood	d	.	.	1927	.	1948	1956	2001	.
Bristol Parkway	⑦ a	.	.	.	1939	1952	2004	.	2008
Bristol Parkway	⑦ d	.	.	.	1940	1952	.	.	2010
Patchway	d	.	.	1931
Pilning	a
Severn Tunnel Junction	a	.	.	1942
Newport	a	.	.	1955	.	.	.	2023	.
Cardiff Central	⑦ a	.	.	2013	.	.	.	2042	.
Yate	d	2002	.	.	.
Cam & Dursley	d	2016	.	.	.
Gloucester	⑦ a	└	.	.	.	2032	.	.	.
Gloucester	⑦ d	1938	.	.	.	2038	.	.	.
Cheltenham Spa	a	1947	.	.	2011	└	.	.	2039
Ashchurch for Tewkesbury	a	1956
Worcester Shrub Hill	⑦ a	2014
Worcester Foregate St	⑦ a	2022
Malvern Link	a	2032
Great Malvern	a	2035
Train continues to					LDS				BHM

SATURDAYS

BRISTOL TO CARDIFF, GLOUCESTER,
CHELTENHAM SPA AND GREAT MALVERN

Operator Notes		GW	XC	XC	GW	GW	GW	GW	GW
Facilities			■	■			◇		
Westbury	d	2010	.	.
Bath Spa	⑦ d	2036	.	.
Oldfield Park	d
Keynsham	d
Taunton	d	.	.	1949	.	.	.	2017	.
Weston-super-Mare	d	2050	.
Bristol Temple Meads ⑩	d	.	2010	2030	2034	2041	2053	2129	2140
Lawrence Hill	d	.	.	.	2037	.	.	.	2143
Stapleton Road	d	.	.	.	2039	.	.	.	2145
Clifton Down	a	.	.	.	2047	.	.	.	2153
Avonmouth	a	.	.	.	2059	.	.	.	2208
Severn Beach	a	.	.	.	2111
Filton Abbey Wood	d	.	2018	.	.	2048	2101	2136	.
Bristol Parkway	⑦ a	.	.	2038	.	2052	.	.	.
Bristol Parkway	⑦ d	.	.	2040	.	2052	.	.	.
Patchway	d	.	2021	2141	.
Pilning	a
Severn Tunnel Junction	a	.	2031	2152	.
Newport	a	.	2044	.	.	.	2123	2209	.
Cardiff Central	⑦ a	.	2100	.	.	.	2142	2232	.
Yate	d	2102	.	.	.
Cam & Dursley	d	2116	.	.	.
Gloucester	⑦ a	←	.	.	.	2132	.	.	.
Gloucester	⑦ d	2038	.	.	.	2138	.	.	.
Cheltenham Spa	a	2048	.	2109	.	2148	.	.	.
Ashchurch for Tewkesbury	a	2157	.	.	.
Worcester Shrub Hill	⑦ a	2218	.	.	.
Worcester Foregate St	⑦ a
Malvern Link	a
Great Malvern	a
Train continues to				BHM					

Operator Notes		GW	GW	GW	GW
Facilities		◇			◇
Westbury	d	2110	.	.	2212
Bath Spa	⑦ d	2138	.	.	2238
Oldfield Park	d
Keynsham	d
Taunton	d
Weston-super-Mare	d
Bristol Temple Meads ⑩	d	2157	2211	2216	2255
Lawrence Hill	d	.	.	2219	.
Stapleton Road	d	.	.	2221	.
Clifton Down	a	.	.	2229	.
Avonmouth	a	.	.	2240	.
Severn Beach	a	.	.	2253	.
Filton Abbey Wood	d	2204	2219	.	2302
Bristol Parkway	⑦ a	.	2222	.	.
Bristol Parkway	⑦ d	.	2223	.	.
Patchway	d	2209	.	.	2307
Pilning	a
Severn Tunnel Junction	a	2219	.	.	2317
Newport	a	2237	.	.	2335
Cardiff Central	⑦ a	2300	.	.	2356
Yate	d	.	2232	.	.
Cam & Dursley	d	.	2246	.	.
Gloucester	⑦ a	.	2303	.	.
Gloucester	⑦ d
Cheltenham Spa	a
Ashchurch for Tewkesbury	a
Worcester Shrub Hill	⑦ a
Worcester Foregate St	⑦ a
Malvern Link	a
Great Malvern	a
Train continues to					

SUNDAYS

BRISTOL TO CARDIFF, GLOUCESTER, CHELTENHAM SPA AND GREAT MALVERN

Operator		GW	GW	XC	GW	GW	GW	XC	GW	GW
Notes										
Facilities		◇		■	■			■	◇	
Westbury	d	*	*	*	*	0856	*	*	0943	*
Bath Spa	⑦ d	*	*	*	*	0925	*	*	1012	*
Oldfield Park	d	*	*	*	*	0928	*	*	1015	*
Keynsham	d	*	*	*	*	0935	*	*	1022	*
Taunton	d	*	*	*	*	*	*	*	*	1003
Weston-super-Mare	d	*	*	*	*	*	*	*	*	1040
Bristol Temple Meads	⑩ d	0848	0901	0915	0920	0949	1023	1030	1040	1123
Lawrence Hill	d	*	0904	*	*	*	1026	*	*	1126
Stapleton Road	d	*	0906	*	*	*	1028	*	*	1128
Clifton Down	a	*	0914	*	*	*	1036	*	*	1136
Avonmouth	a	*	0925	*	*	*	1047	*	*	1147
Severn Beach	a	*	0936	*	*	*	1058n	*	*	1202n
Filton Abbey Wood	d	0855	*	*	0925	0958	*	*	1047	*
Bristol Parkway	⑦ a	*	*	0923	0929	*	*	1038	*	*
Bristol Parkway	⑦ d	*	*	0925	0929	*	*	1040	*	*
Patchway	d	*	*	*	*	*	*	*	1052	*
Severn Tunnel Junction	a	0907	*	*	*	1010	*	*	1103	*
Newport	a	0924	*	*	*	1021	*	*	1114	*
Cardiff Central	⑦ a	0945	*	*	*	1042	*	*	1136	*
Yate	d	*	*	*	0940	*	*	*	*	*
Cam & Dursley	d	*	*	*	0953	*	*	*	*	*
Gloucester	⑦ a	*	*	0952	1010	*	*	*	*	*
Gloucester	⑦ d	*	*	1000	1012	*	*	*	*	*
Cheltenham Spa	a	*	*	1009	1021	*	*	1109	*	*
Ashchurch for Tewkesbury	a	*	*	*	1030	*	*	*	*	*
Worcester Shrub Hill	⑦ a	*	*	*	1051	*	*	*	*	*
Worcester Foregate St	⑦ a	*	*	*	*	*	*	*	*	*
Malvern Link	a	*	*	*	*	*	*	*	*	*
Great Malvern	a	*	*	*	*	*	*	*	*	*
Train continues to				EDB				GLC		

Operator		XC	GW	GW	GW	GW	XC	GW	GW	XC
Notes					C	D				
Facilities		■	■	■			■		◇	■
Westbury	d	*	1058	*	*	*	*	*	*	*
Bath Spa	⑦ d	*	1124	*	*	*	*	*	*	*
Oldfield Park	d	*	1127	*	*	*	*	*	*	*
Keynsham	d	*	1135	*	*	*	*	*	*	*
Taunton	d	1049	*	*	*	*	1152	*	*	1159
Weston-super-Mare	d	*	*	*	*	*	*	*	*	1220
Bristol Temple Meads	⑩ d	1130	1147	1211	1223	1223	1230	*	1248	1300
Lawrence Hill	d	*	*	*	1226	1226	*	*	*	*
Stapleton Road	d	*	*	*	1228	1228	*	*	*	*
Clifton Down	a	*	*	*	1236	1237	*	*	*	*
Avonmouth	a	*	*	*	1247	1248	*	*	*	*
Severn Beach	a	*	*	*	*	1303	*	*	*	*
Filton Abbey Wood	d	*	1155	1216	*	*	*	*	1255	*
Bristol Parkway	⑦ a	1138	*	1220	*	*	1238	*	*	1308
Bristol Parkway	⑦ d	1140	*	1222	*	*	1240	*	*	1310
Patchway	d	*	*	*	*	*	*	*	*	*
Severn Tunnel Junction	a	*	1208	*	*	*	*	*	1307	*
Newport	a	*	1221	*	*	*	*	*	1319	*
Cardiff Central	⑦ a	*	1241	*	*	*	*	*	1340	*
Yate	d	*	*	1232	*	*	*	*	*	*
Cam & Dursley	d	*	*	1246	*	*	*	*	*	*
Gloucester	⑦ a	*	*	1304	*	*	*	*	*	*
Gloucester	⑦ d	*	*	1305	*	*	*	1305	*	*
Cheltenham Spa	a	1209	*	*	*	*	1309	1316	*	1339
Ashchurch for Tewkesbury	a	*	*	*	*	*	*	1325	*	*
Worcester Shrub Hill	⑦ a	*	*	*	*	*	*	1342	*	*
Worcester Foregate St	⑦ a	*	*	*	*	*	*	*	*	*
Malvern Link	a	*	*	*	*	*	*	*	*	*
Great Malvern	a	*	*	*	*	*	*	*	*	*
Train continues to		ABD					GLC			MAN

SUNDAYS

BRISTOL TO CARDIFF, GLOUCESTER, CHELTENHAM SPA AND GREAT MALVERN

Operator		GW	GW	XC	GW	XC	GW	GW	GW	XC
Notes		C	D				C	D		
Facilities				■	◇	■	◇			■
Westbury	d	*	*	*	1256	*	*	*	*	*
Bath Spa	⑦ d	*	*	*	1323	*	*	*	*	*
Oldfield Park	d	*	*	*	1326	*	*	*	*	*
Keynsham	d	*	*	*	1333	*	*	*	*	*
Taunton	d	*	*	1249	*	1322	*	*	*	1350
Weston-super-Mare	d	*	*	*	*	*	*	*	*	*
Bristol Temple Meads	⑩ d	1323	1323	1330	1348	1400	1416	1423	1423	1430
Lawrence Hill	d	1326	1326	*	*	*	*	1426	1426	*
Stapleton Road	d	1328	1328	*	*	*	*	1428	1428	*
Clifton Down	a	1336	1337	*	*	*	*	1436	1437	*
Avonmouth	a	1347	1348	*	*	*	*	1447	1448	*
Severn Beach	a	*	1403	*	*	*	*	*	1503	*
Filton Abbey Wood	d	*	*	*	1355	*	1423	*	*	*
Bristol Parkway	⑦ a	*	*	1338	*	1408	*	*	*	1439
Bristol Parkway	⑦ d	*	*	1340	*	1410	*	*	*	1440
Patchway	d	*	*	*	*	*	*	*	*	*
Severn Tunnel Junction	a	*	*	*	1407	*	1435	*	*	*
Newport	a	*	*	*	1419	*	1447	*	*	*
Cardiff Central	⑦ a	*	*	*	1441	*	1508	*	*	*
Yate	d	*	*	*	*	*	*	*	*	*
Cam & Dursley	d	*	*	*	*	*	*	*	*	*
Gloucester	⑦ a	*	*	*	*	*	*	*	*	*
Gloucester	⑦ d	*	*	*	*	*	*	*	*	*
Cheltenham Spa	a	*	*	1409	*	1439	*	*	*	1510
Ashchurch for Tewkesbury	a	*	*	*	*	*	*	*	*	*
Worcester Shrub Hill	⑦ a	*	*	*	*	*	*	*	*	*
Worcester Foregate St	⑦ a	*	*	*	*	*	*	*	*	*
Malvern Link	a	*	*	*	*	*	*	*	*	*
Great Malvern	a	*	*	*	*	*	*	*	*	*
Train continues to				E	D	B	M	A	N	G
										L

Operator		GW	GW	XC	GW	GW	GW	XC	GW	XC
Notes						C	D			
Facilities			◇	■	■			■	◇	■
Westbury	d	*	1356	*	*	*	*	*	1500	*
Bath Spa	⑦ d	*	1425	*	*	*	*	*	1525	*
Oldfield Park	d	*	1428	*	*	*	*	*	*	*
Keynsham	d	*	1436	*	*	*	*	*	*	*
Taunton	d	*	*	*	*	*	*	1449	*	*
Weston-super-Mare	d	*	*	*	*	*	*	*	*	*
Bristol Temple Meads	⑩ d	1439	1448	1459	*	1523	1523	1530	1548	1600
Lawrence Hill	d	*	*	*	*	1526	1526	*	*	*
Stapleton Road	d	*	*	*	*	1528	1528	*	*	*
Clifton Down	a	*	*	*	*	1536	1537	*	*	*
Avonmouth	a	*	*	*	*	1547	1548	*	*	*
Severn Beach	a	*	*	*	*	*	1603	*	*	*
Filton Abbey Wood	d	1446	1455	*	*	*	*	*	1555	*
Bristol Parkway	⑦ a	1450	*	1508	*	*	*	1538	*	1608
Bristol Parkway	⑦ d	1451	*	1510	*	*	*	1540	*	1610
Patchway	d	*	*	*	*	*	*	*	*	*
Severn Tunnel Junction	a	*	1505	*	*	*	*	*	1608	*
Newport	a	*	1520	*	*	*	*	*	1619	*
Cardiff Central	⑦ a	*	1541	*	*	*	*	*	1642	*
Yate	d	1502	*	*	*	*	*	*	*	*
Cam & Dursley	d	1516	*	*	*	*	*	*	*	*
Gloucester	⑦ a	1533	*	*	┌	*	*	*	*	*
Gloucester	⑦ d	1535	*	*	1535	*	*	*	*	*
Cheltenham Spa	a	└	*	1537	1545	*	*	1609	*	1639
Ashchurch for Tewkesbury	a	*	*	*	1555	*	*	*	*	*
Worcester Shrub Hill	⑦ a	*	*	*	1612	*	*	*	*	*
Worcester Foregate St	⑦ a	*	*	*	*	*	*	*	*	*
Malvern Link	a	*	*	*	*	*	*	*	*	*
Great Malvern	a	*	*	*	*	*	*	*	*	*
Train continues to				M	A	N		E	D	B
										M

SUNDAYS

BRISTOL TO CARDIFF, GLOUCESTER, CHELTENHAM SPA AND GREAT MALVERN

Operator Notes		GW	GW C	GW D	XC	GW	GW	GW C	GW D	XC
Facilities		◇			■ □		◇			■ □
Westbury	d	*	*	*	*	*	1604	*	*	*
Bath Spa	⑦ d	*	*	*	*	*	1629	*	*	*
Oldfield Park	d	*	*	*	*	*	*	*	*	*
Keynsham	d	*	*	*	*	*	*	*	*	*
Taunton	d	*	1509	1509	1551	*	*	*	*	1558
Weston-super-Mare	d	*	1545	1545	*	*	*	1610	1610	1628
Bristol Temple Meads	⑩ d	1612	1623	1623	1630	1641	1648	1653	1653	1700
Lawrence Hill	d	*	1626	1626	*	*	*	1656	1656	*
Stapleton Road	d	*	1628	1628	*	*	*	1658	1658	*
Clifton Down	a	*	1636	1637	*	*	*	1706	1707	*
Avonmouth	a	*	1647	1648	*	*	*	1717	1718	*
Severn Beach	a	*	*	1703	*	*	*	1729	1735	*
Filton Abbey Wood	d	1619	*	*	*	1646	1655	*	*	*
Bristol Parkway	⑦ a	*	*	*	1639	1650	*	*	*	1708
Bristol Parkway	⑦ d	*	*	*	1640	1651	*	*	*	1710
Patchway	d	*	*	*	*	*	1700	*	*	*
Severn Tunnel Junction	a	1632	*	*	*	*	1710	*	*	*
Newport	a	1644	*	*	*	*	1721	*	*	*
Cardiff Central	⑦ a	1706	*	*	*	*	1743	*	*	*
Yate	d	*	*	*	*	1702	*	*	*	*
Cam & Dursley	d	*	*	*	*	1716	*	*	*	*
Gloucester	⑦ a	*	*	*	*	1733	*	*	*	*
Gloucester	⑦ d	*	*	*	*	1735	*	*	*	*
Cheltenham Spa	a	*	*	*	1709	↳	*	*	*	1739
Ashchurch for Tewkesbury	a	*	*	*	*	*	*	*	*	*
Worcester Shrub Hill	⑦ a	*	*	*	*	*	*	*	*	*
Worcester Foregate St	⑦ a	*	*	*	*	*	*	*	*	*
Malvern Link	a	*	*	*	*	*	*	*	*	*
Great Malvern	a	*	*	*	*	*	*	*	*	*
Train continues to					EDB					MAN

Operator Notes		GW	XC	GW	GW C	GW D	XC	XC	GW	GW
Facilities			■ □	□			■ □	■ □		◇
Westbury	d	*	*	1700	*	*	*	*	*	1800
Bath Spa	⑦ d	*	*	1725	*	*	*	*	*	1830
Oldfield Park	d	*	*	1728	*	*	*	*	*	*
Keynsham	d	*	*	1736	*	*	*	*	*	*
Taunton	d	*	1652	*	*	*	*	1751	*	*
Weston-super-Mare	d	*	*	*	*	*	*	*	*	*
Bristol Temple Meads	⑩ d	*	1730	1748	1753	1753	1800	1830	1837	1848
Lawrence Hill	d	*	*	*	1756	1756	*	*	*	*
Stapleton Road	d	*	*	*	1758	1758	*	*	*	*
Clifton Down	a	*	*	*	1806	1807	*	*	*	*
Avonmouth	a	*	*	*	1817	1818	*	*	*	*
Severn Beach	a	*	*	*	*	1830	*	*	*	*
Filton Abbey Wood	d	*	*	1755	*	*	*	*	1842	1855
Bristol Parkway	⑦ a	*	1739	*	*	*	1808	1839	1846	*
Bristol Parkway	⑦ d	*	1740	*	*	*	1810	1840	1846	*
Patchway	d	*	*	*	*	*	*	*	*	*
Severn Tunnel Junction	a	*	*	1808	*	*	*	*	*	1908
Newport	a	*	*	1820	*	*	*	*	*	1920
Cardiff Central	⑦ a	*	*	1842	*	*	*	*	*	1940
Yate	d	*	*	*	*	*	*	*	1858	*
Cam & Dursley	d	*	*	*	*	*	*	*	1912	*
Gloucester	⑦ a	↳	*	*	*	*	*	*	1930	*
Gloucester	⑦ d	1735	*	*	*	*	*	*	1934	*
Cheltenham Spa	a	1745	1809	*	*	*	1839	1910	↳	*
Ashchurch for Tewkesbury	a	1755	*	*	*	*	*	*	*	*
Worcester Shrub Hill	⑦ a	1815	*	*	*	*	*	*	*	*
Worcester Foregate St	⑦ a	*	*	*	*	*	*	*	*	*
Malvern Link	a	*	*	*	*	*	*	*	*	*
Great Malvern	a	*	*	*	*	*	*	*	*	*
Train continues to			YRK				MAN	LDS		




SUNDAYS
**BRISTOL TO CARDIFF, GLOUCESTER,
CHELTENHAM SPA AND GREAT MALVERN**




Operator Notes Facilities		GW D	XC ■ □	GW	XC ■ □	GW	GW D	XC	XC	GW A
Westbury	d	1901	.	.	.	1941
Bath Spa	⑦ d	1925
Oldfield Park	d
Keynsham	d
Taunton	d	.	.	.	1849	.	.	1924	1952	.
Weston-super-Mare	d	1808
Bristol Temple Meads	⑩ d	1853	1900	.	1930	1948	1951	2000	2030	.
Lawrence Hill	d	1856	1954	.	.	.
Stapleton Road	d	1858	1956	.	.	.
Clifton Down	a	1907	2005	.	.	.
Avonmouth	a	1918	2017	.	.	.
Severn Beach	a	1929
Filton Abbey Wood	d	1955
Bristol Parkway	⑦ a	.	1908	.	1938	.	.	2008	2039	.
Bristol Parkway	⑦ d	.	1910	.	1940	.	.	2009	2040	.
Patchway	d	2000
Severn Tunnel Junction	a	2010
Newport	a	2022
Cardiff Central	⑦ a	2043
Yate	d
Cam & Dursley	d
Gloucester	⑦ a	.	.	□	2120
Gloucester	⑦ d	.	.	1934	2126
Cheltenham Spa	a	.	1940	1946	2009	.	.	2039	2109	2134
Ashchurch for Tewkesbury	a	.	.	1955
Worcester Shrub Hill	⑦ a	.	.	2021
Worcester Foregate St	⑦ a
Malvern Link	a
Great Malvern	a
Train continues to			MAN		LDS			BHM	LDS	




Operator Notes Facilities		GW	GW	GW D	GW	XC	GW	GW
Westbury	d	.	2000	.	2100	.	.	2200
Bath Spa	⑦ d	.	2025	.	2125	.	.	2225
Oldfield Park	d
Keynsham	d
Taunton	d
Weston-super-Mare	d
Bristol Temple Meads	⑩ d	2041	2048	2053	2148	2210	2230	2249
Lawrence Hill	d	.	.	2056
Stapleton Road	d	.	.	2058
Clifton Down	a	.	.	2108
Avonmouth	a
Severn Beach	a
Filton Abbey Wood	d	2047	2055	.	2155	.	2235	2256
Bristol Parkway	⑦ a	2051	.	.	.	2219	2239	.
Bristol Parkway	⑦ d	2051	.	.	.	2220	2239	.
Patchway	d	.	.	.	2200	.	.	.
Severn Tunnel Junction	a	.	2107	.	2211	.	.	2309
Newport	a	.	2120	.	2224	.	.	2321
Cardiff Central	⑦ a	.	2140	.	2246	.	.	2341
Yate	d	2103	2250	.
Cam & Dursley	d	2117	2303	.
Gloucester	⑦ a	2134	2321	.
Gloucester	⑦ d	2138
Cheltenham Spa	a	2147	.	.	.	2248	.	.
Ashchurch for Tewkesbury	a
Worcester Shrub Hill	⑦ a
Worcester Foregate St	⑦ a
Malvern Link	a
Great Malvern	a
Train continues to						BHM		




MONDAYS TO FRIDAYS




**ASHCHURCH FOR TEWKESBURY AND
CHELTENHAM SPA TO GLOUCESTER**




Operator Notes	TW	GW ■	XC ■	GW	GW ■	XC ■	GW	GW ■
Ashchurch for Tewkesbury d	•	0544	•	•	•	0627	0705	•
Cheltenham Spa  a	•	0552	•	•	•	0636	0715	•
Cheltenham Spa  d	0537	0554	0602	0624	0630	0643	0716	0731
Gloucester  ⑦ a	0548	0603	0612	0634	0639	0653	0726	0740




Operator Notes	TW	XC ■	GW ■	TW	XC ■	GW	GW	XC ■
Ashchurch for Tewkesbury d	•	•	•	•	•	•	0927	•
Cheltenham Spa  a	•	•	•	•	•	•	0936	•
Cheltenham Spa  d	0746	0811	0831	0846	0911	0918	0936	1010
Gloucester  ⑦ a	0757	0820	0840	0858	0920	0928	0946	1020




Operator Notes	GW ■	TW	XC ■	GW	GW	TW	XC ■	GW ■
Ashchurch for Tewkesbury d	•	•	•	•	1124	•	•	•
Cheltenham Spa  a	•	•	•	•	1132	•	•	•
Cheltenham Spa  d	1036	1045	1111	1120	1133	1146	1210	1236
Gloucester  ⑦ a	1045	1057	1120	1130	1144	1157	1220	1245

Operator Notes	XC ■	GW	GW	TW	XC ■	GW CS ■	XC ■	GW
Ashchurch for Tewkesbury d	•	•	1324	•	•	•	•	•
Cheltenham Spa  a	•	•	1332	•	•	•	•	•
Cheltenham Spa  d	1311	1320	1333	1345	1410	1436	1511	1520
Gloucester  ⑦ a	1320	1330	1343	1357	1422	1445	1520	1530

Operator Notes	GW	XC ■	GW ■	TW	XC ■	GW	GW	TW
Ashchurch for Tewkesbury d	1524	•	•	•	1705	1724	•	•
Cheltenham Spa  a	1533	•	•	•	1714	1732	•	•
Cheltenham Spa  d	1533	1611	1620	1645	1714	1733	1741	1745
Gloucester  ⑦ a	1543	1622	1630	1656	1724	1742	1751	1757

Operator Notes	XC ■	GW ■	TW	XC ■	XC ■	GW	TW	GW
Ashchurch for Tewkesbury d	1808	•	•	•	•	1924	•	•
Cheltenham Spa  a	1816	•	•	•	•	1933	•	•
Cheltenham Spa  d	1817	1833	1845	1852	1913	1934	1945	2001
Gloucester  ⑦ a	1828	1843	1858	1901	1923	1942	1956	2011




Operator Notes	XC ■	GW	GW	XC ■	GW ■	XC ■	GW	GW
Ashchurch for Tewkesbury d	•	•	•	•	•	•	•	2208
Cheltenham Spa  a	•	•	•	•	•	•	•	2218
Cheltenham Spa  d	2012	2020	2102	2111	2120	2152	2201	2218
Gloucester  ⑦ a	2020	2029	2111	2119	2129	2202	2211	2228




Operator Notes	TW	GW	WM FO
Ashchurch for Tewkesbury d	•	2251	2359
Cheltenham Spa  a	•	2304	0008
Cheltenham Spa  d	2300	2305	0008
Gloucester  ⑦ a	2311	2317	0019




FO Operates Fridays only




SATURDAYS




ASHCHURCH FOR TEWKESBURY AND
CHELTENHAM SPA TO GLOUCESTER




Operator Notes	WM	GW	XC ■	XC ■	GW	GW	GW ■	TW
Ashchurch for Tewkesbury d	2359p	.	.	0633	.	0705	.	.
Cheltenham Spa  a	0008	.	.	0642	.	0715	.	.
Cheltenham Spa  d	0008	0530	0603	0642	0648	0716	0731	0745
Gloucester  ⑦ a	0019	0541	0612	0652	0658	0725	0740	0757




Operator Notes	XC ■	TW	GW ■	XC ■	GW	GW	XC ■	TW
Ashchurch for Tewkesbury d	0927	.	.	.
Cheltenham Spa  a	0935	.	.	.
Cheltenham Spa  d	0811	0845	0900	0911	0936	1001	1011	1045
Gloucester  ⑦ a	0820	0857	0909	0920	0945	1012	1020	1056

Operator Notes	GW ■	XC ■	GW	TW	GW	XC ■	GW ■	XC ■
Ashchurch for Tewkesbury d	.	.	1129
Cheltenham Spa  a	.	.	1137
Cheltenham Spa  d	1100	1111	1138	1146	1201	1211	1300	1311
Gloucester  ⑦ a	1110	1120	1147	1156	1212	1220	1310	1320

Operator Notes	GW	TW	GW	XC ■	GW ■	XC ■	GW	GW
Ashchurch for Tewkesbury d	1311	1524	.
Cheltenham Spa  a	1319	1533	.
Cheltenham Spa  d	1320	1345	1401	1411	1500	1511	1534	1601
Gloucester  ⑦ a	1335	1357	1412	1420	1509	1520	1543	1612




Operator Notes	XC ■	TW	GW ■	XC ■	GW	TW	GW	XC ■
Ashchurch for Tewkesbury d	1724	.	.	1808
Cheltenham Spa  a	1733	.	.	1816
Cheltenham Spa  d	1611	1645	1700	1710	1734	1745	1801	1817
Gloucester  ⑦ a	1620	1656	1710	1720	1744	1756	1812	1825




Operator Notes	TW	GW ■	XC ■	GW	TW	GW	XC ■	GW
Ashchurch for Tewkesbury d	.	.	.	1924
Cheltenham Spa  a	.	.	.	1933
Cheltenham Spa  d	1845	1900	1911	1934	1945	2002	2011	2102
Gloucester  ⑦ a	1856	1911	1920	1944	1956	2012	2020	2112




Operator Notes	XC ■	GW	XC ■	GW	GW
Ashchurch for Tewkesbury d	.	.	.	2151	2241
Cheltenham Spa  a	.	.	.	2200	2251
Cheltenham Spa  d	2111	2120	2152	2202	2251
Gloucester  ⑦ a	2120	2130	2201	2212	2301




p Previous night

SUNDAYS
**ASHCHURCH FOR TEWKESBURY AND
CHELTENHAM SPA TO GLOUCESTER**

Operator Notes	GW	GW	XC ■	GW ■	XC ■	GW	TW	GW
Ashchurch for Tewkesbury d	1153	.	.
Cheltenham Spa  a	1203	.	.
Cheltenham Spa  d	0924	1004	1052	1118	1152	1203	1221	1246
Gloucester  ⑦ a	0935	1014	1102	1127	1202	1214	1231	1256

Operator Notes	XC ■	GW ■	XC ■	TW	GW	XC ■	GW ■	XC ■
Ashchurch for Tewkesbury d	1451	.	.	.
Cheltenham Spa  a	1500	.	.	.
Cheltenham Spa  d	1310	1346	1410	1419	1501	1510	1546	1610
Gloucester  ⑦ a	1320	1358	1420	1432	1511	1522	1557	1620

Operator Notes	TW	GW	GW	XC ■	GW ■	XC ■	TW	GW
Ashchurch for Tewkesbury d	.	.	1653	1856
Cheltenham Spa  a	.	.	1701	1904
Cheltenham Spa  d	1619	1646	1703	1711	1746	1810	1835	1906
Gloucester  ⑦ a	1633	1657	1713	1720	1755	1820	1846	1916

Operator Notes	XC ■	GW ■	XC ■	TW	GW	GW	XC ■	GW
Ashchurch for Tewkesbury d	2054	.	.	.
Cheltenham Spa  a	2102	.	.	.
Cheltenham Spa  d	1912	1946	2010	2019	2103	2147	2152	2201
Gloucester  ⑦ a	1926	1955	2019	2030	2113	2156	2204	2211

MONDAYS TO FRIDAYS

GLOUCESTER TO CHELTENHAM SPA
AND ASHCURCH FOR TEWKESBURY

Operator Notes	GW MX	GW	XC ■	GW	TW	GW ■	XC ■	TW
Gloucester ⑦ d	0030	0600	0710	0714	0722	0737	0746	0821
Cheltenham Spa a	0040	0610	0719	0724	0734	0747	0756	0834
Cheltenham Spa d	.	0611	0721	0725	.	.	0757	.
Ashchurch for Tewkesbury a	.	0619	0728	0733	.	.	0804	.

Operator Notes	XC ■	GW	GW	GW ■	XC ■	TW	GW	XC ■
Gloucester ⑦ d	0849	0852	0938	0943	0950	1020	1033	1050
Cheltenham Spa a	0858	0905	0946	0952	1000	1031	1046	1100
Cheltenham Spa d	.	.	0948
Ashchurch for Tewkesbury a	.	.	0955

Operator Notes	TW	GW	GW ■	XC ■	GW	XC ■	TW	GW
Gloucester ⑦ d	1121	1137	1143	1150	1233	1248	1322	1337
Cheltenham Spa a	1132	1146	1152	1200	1246	1258	1333	1346
Cheltenham Spa d	.	1148	.	.	.	1258	.	1348
Ashchurch for Tewkesbury a	.	1156	.	.	.	1306	.	1355

Operator Notes	GW ■	XC ■	GW	XC ■	GW	GW ■	XC ■	TW
Gloucester ⑦ d	1341	1350	1433	1450	1537	1541	1550	1622
Cheltenham Spa a	1352	1400	1445	1500	1546	1552	1600	1631
Cheltenham Spa d	1548	.	.	.
Ashchurch for Tewkesbury a	1556	.	.	.

Operator Notes	GW	XC ■	TW	GW	GW ■	XC ■	TW	XC ■
Gloucester ⑦ d	1635	1650	1723	1737	1743	1750	1821	1846
Cheltenham Spa a	1645	1700	1732	1746	1752	1800	1830	1856
Cheltenham Spa d	.	.	.	1748	.	.	.	1857
Ashchurch for Tewkesbury a	.	.	.	1756	.	.	.	1904

Operator Notes	GW	TW	GW	GW CS ■	XC ■	GW ■	GW	XC ■
Gloucester ⑦ d	1854	1921	1935	1939	1945	2033	2037	2046
Cheltenham Spa a	1903	1931	1945	1949	1956	2043	2048	2055
Cheltenham Spa d	.	.	1946
Ashchurch for Tewkesbury a	.	.	1954




Operator Notes	XC ■	GW	GW	GW ■	XC ■	TW	XC ■	GW
Gloucester ⑦ d	2059	2123	2133	2151	2204	2223	2247	2251
Cheltenham Spa a	2109	2133	2144	2200	2214	2234	2256	2302
Cheltenham Spa d	.	.	2145	.	2215	.	.	.
Ashchurch for Tewkesbury a	.	.	2153	.	2222	.	.	.




Operator Notes	GW TFM	GW SM
Gloucester ⑦ d	0030	0033
Cheltenham Spa a	0040	0043
Cheltenham Spa d	.	.
Ashchurch for Tewkesbury a	.	.




MX Operates Tuesdays to Fridays only
TFM Operates Tuesdays to Fridays mornings only
SM Operates Saturday mornings only




SATURDAYS




GLOUCESTER TO CHELTENHAM SPA
AND ASHCURCH FOR TEWKESBURY




Operator Notes		GW	GW	XC ■	XC ■	GW	TW	XC ■	GW
Gloucester  ⑦ d		0033	0600	0700	0706	0715	0721	0746	0809
Cheltenham Spa  a		0043	0610	0709	0715	0724	0734	0755	0820
Cheltenham Spa  d		.	0611	.	0717	0725	.	0757	.
Ashchurch for Tewkesbury a		.	0619	.	0724	0733	.	0803	.




Operator Notes		TW	XC ■	GW	XC ■	GW	TW	XC ■	GW
Gloucester  ⑦ d		0822	0850	0938	0950	1013	1021	1050	1108
Cheltenham Spa  a		0835	0900	0946	1000	1022	1032	1100	1120
Cheltenham Spa  d		.	.	0948
Ashchurch for Tewkesbury a		.	.	0955

Operator Notes		TW	GW	XC ■	GW	XC ■	GW	TW	GW
Gloucester  ⑦ d		1122	1137	1150	1213	1248	1308	1322	1337
Cheltenham Spa  a		1132	1147	1200	1222	1258	1320	1332	1346
Cheltenham Spa  d		.	1148	.	.	1259	.	.	1348
Ashchurch for Tewkesbury a		.	1156	.	.	1306	.	.	1355

Operator Notes		XC ■	GW	XC ■	GW	GW	XC ■	GW	TW
Gloucester  ⑦ d		1350	1413	1450	1508	1537	1550	1613	1621
Cheltenham Spa  a		1400	1422	1500	1520	1547	1600	1622	1632
Cheltenham Spa  d		1548	.	.	.
Ashchurch for Tewkesbury a		1556	.	.	.

Operator Notes		XC ■	GW	TW	GW	XC ■	GW	TW	XC ■
Gloucester  ⑦ d		1650	1708	1723	1737	1750	1813	1824	1846
Cheltenham Spa  a		1700	1720	1733	1747	1800	1822	1833	1856
Cheltenham Spa  d		.	.	.	1748	.	.	.	1857
Ashchurch for Tewkesbury a		.	.	.	1756	.	.	.	1904

Operator Notes		GW	TW	GW	XC ■	GW	GW	GW	XC ■
Gloucester  ⑦ d		1908	1921	1938	1946	2013	2038	2052	2107
Cheltenham Spa  a		1919	1931	1947	1956	2022	2048	2104	2116
Cheltenham Spa  d		.	.	1948	2118
Ashchurch for Tewkesbury a		.	.	1956	2125

Operator Notes		GW	XC ■	GW
Gloucester  ⑦ d		2138	2149	2213
Cheltenham Spa  a		2148	2158	2222
Cheltenham Spa  d		2149	.	.
Ashchurch for Tewkesbury a		2157	.	.

SUNDAYS
**GLOUCESTER TO CHELTENHAM SPA
AND ASHCURCH FOR TEWKESBURY**

Operator Notes	XC ■	GW	GW ■	GW	TW	XC ■	GW ■	XC ■
Gloucester ⑦ d	1000	1012	1033	1138	1142	1150	1233	1250
Cheltenham Spa a	1009	1021	1043	1147	1155	1200	1245	1300
Cheltenham Spa d	.	1022
Ashchurch for Tewkesbury a	.	1030

Operator Notes	GW	TW	XC ■	GW ■	XC ■	GW	GW	TW
Gloucester ⑦ d	1305	1340	1350	1433	1450	1523	1535	1540
Cheltenham Spa a	1316	1352	1400	1445	1500	1533	1545	1550
Cheltenham Spa d	1317	1547	.
Ashchurch for Tewkesbury a	1325	1555	.

Operator Notes	XC ■	GW ■	XC ■	GW	TW	XC ■	GW ■	XC ■
Gloucester ⑦ d	1550	1633	1650	1735	1740	1750	1833	1850
Cheltenham Spa a	1600	1647	1700	1745	1750	1800	1846	1900
Cheltenham Spa d	.	.	.	1746
Ashchurch for Tewkesbury a	.	.	.	1755

Operator Notes	GW	TW	XC ■	GW ■	XC ■	GW	GW	XC ■
Gloucester ⑦ d	1934	1942	1950	2033	2050	2126	2138	2150
Cheltenham Spa a	1946	1955	2000	2045	2100	2134	2147	2200
Cheltenham Spa d	1947
Ashchurch for Tewkesbury a	1955

Operator Notes	GW ■	GW
Gloucester ⑦ d	2229	2356
Cheltenham Spa a	2238	0007
Cheltenham Spa d	.	.
Ashchurch for Tewkesbury a	.	.

Notes and symbols

- Bold** Through service
Light Connecting service
Green Runs on certain days only. Please check note at top of column
GW Operated by Great Western Railway
TW Operated by Transport for Wales
WM Operated by West Midlands Railway
XC Operated by CrossCountry
■ Bike reservations are compulsory. First Class accommodation, seat reservations, Wi-Fi and power points are available
◇ Seat reservations are available
Ⓜ Seat reservations are recommended
⌚ Minimum time, in minutes, you need to allow between connecting services (this is only shown at stations where this differs from the standard 5 minute allowance)
Ⓜ PlusBus available
☞ On-train refreshments are available for all or part of the journey
— Continued in a later column
— Continued from an earlier column
a Arrival time
c Calls at Bristol Parkway after Bristol Temple Meads
d Departure time
e Passengers may arrive earlier by changing trains at Bristol Temple Meads
f Arrival time. Calls at this station after Bristol Temple Meads
g Arrives Newport at 0558 and Cardiff Central at 0616 on Mondays
h Passengers may depart later by changing trains at Bristol Temple Meads
j Calls at this station before Bristol Temple Meads
k Arrives Newport at 2227 and Cardiff Central at 2243 on Fridays
m Arrives at 2349 on Fridays
n Calls at this station from 31 March only
p Previous night
s Stops to set down passengers only
st Change at Severn Tunnel Junction
A Runs via Swindon
C Runs until 24 March
D Runs from 31 March
FO Operates Fridays only
FX Operates Mondays to Thursdays only
MX Operates Tuesdays to Fridays only
ABD To Aberdeen
BHM To Birmingham New Street
BTN To Brighton
CDF To Cardiff Central
DEE To Dundee
EDB To Edinburgh
EXD To Exeter St Davids
FRO To Frome
GLC To Glasgow Central
LDS To Leeds
MAN To Manchester Piccadilly
PAD To London Paddington
PGN To Paignton
PLY To Plymouth
PMH To Portsmouth Harbour
PNZ To Penzance
SOU To Southampton Central
SWA To Swansea
SWI To Swindon
WEY To Weymouth
WMN To Warminster
YRK To York

Great Western Railway named trains

- CS** The Cheltenham Spa Express

Further information



GWR.com/contact



GWRfeedback@GWR.com



Follow us: **@GWRHelp**



Like us: **facebook.com/GWRUK**



03457 000 125* (open 0600-2300 daily)



Download our app to purchase tickets and check train times. Search **GWR** in your App store



Earn Nectar points

Buy your train tickets online at **GWR.com**



Don't miss out on our latest offers, special deals and news. Register at **GWR.com/enews**



Great Western Railway Customer Panel

We have a Customer Panel to give us feedback on our services and to contribute good ideas.

If you would like to join the Panel, please sign up at **GWR.com**



National Rail

For information about train times and fares visit **nationalrail.co.uk** or call **03457 48 49 50*** (24 hours, call may be recorded). You can also download a copy of the National Rail Conditions of Travel from this website



Transport Focus is the independent passenger watchdog for the UK's public transport users.

Visit **transportfocus.org.uk** or call **0300 123 2350***

* Standard network charges apply.
Calls from mobiles may be higher